



### DSKC - KZ2


### Test-Session 3 even

Track length: 1.110 Km  
Session Started: 15:30:02  
Best Lap by: 440 - Enzo Bol - 42.604

Rank	#	Driver	Nat	Sponsor Entrant	Nat	License E-License	Make	laps	Best Lap	Diff	In Lap	Penalty
1	440	Enzo Bol	NLD	SP Motorsport	NLD	ITE42526 IBL47253	KR/TM/Vega	12	42.604		9	
2	442	Maximilian Schleimer	DEU	ADAC Mittelrhein e.V. Maranello SRP Factory Team	DEU	ITE 11572 KBF38275	Maranello/TM/Vega	15	42.609	0.005	10	
3	466	Maximilian Schreyer	DEU	Maranello SRP Factory Team	DEU	ITE 31254 BIC38275	Maranello/TM /Vega	15	42.661	0.057	14	
4	408	Florian Breitenbach	DEU	Maranello SRP Factory Team	DEU	ITE 16880 KBF38275	Maranello/TM /Vega	18	42.932	0.328	15	
5	426	Siep Kuypers	NLD	CRG Holland	NLD	ITE52719 155221008	CRG/TM/Vega	17	42.983	0.379	16	
6	430	Andreas Dresen	DEU	Maranello SRP Factory Team	DEU	ITC-C28031 KBF38275	Maranello/TM/Vega	17	42.986	0.382	15	
7	524	Svenja Dreher	DEU	Mach1 Motorsport	DEU	ITE 24813 IBL20651	Mach1/TM/Vega	17	43.018	0.414	15	
8	412	Ajdin Jatic	NLD	Falcon Racing Team	NLD	ITE52317 12131007	Falcon/TM/Vega	15	43.057	0.453	12	
9	436	Cedric Malk	CHE	Millennium Racing	DEU	ITE1350 KBF38042	Tony Kart/TM/Vega	17	43.113	0.509	9	
10	410	Maurice Schenck	DEU	APEX Performance	DEU	ITE 10412 KBF38438	Maranello/TM/Vega	17	43.169	0.565	14	
11	428	Lukas Reiböck	AUT	BIRELART RACING KSW	AUT	ITEJK2158 IBLBK 102	Birel ART/TM/VEGA	18	43.188	0.584	14	
12	520	Julius Lassen	DNK	Maranello SRP Factory Team	DEU	ITE 34322 BIC38275	Maranello /TM /Vega	18	43.204	0.600	18	
13	468	Rick Hartmann	DEU	MSC -Langenfeld e.V. im ADAC Falcon Racing Team	NLD	ITD-C18598 12133007	Falcon/TM/Vega	18	43.244	0.640	13	
14	444	Lars Ossenbeck	DEU	ADAC Niedersachsen/ Sachsen-Anhalt e.V.	DEU	ITE 38498 BIC38443	Maranello/TM/Vega	11	43.266	0.662	8	
15	452	Erik Müller	DEU	Mach1 Motorsport	DEU	ITE 17884 BIC20651	Mach1/TM /Vega	18	43.342	0.738	17	
16	518	Daan Zopfi	NLD	Daan Zopfi	NLD	ITE 42180 IDC42180	Birel ART/TM/Vega	11	43.358	0.754	11	
17	416	Jayden Gushiken	DEU	7L-Performance	DEU	NKA41655 KBF38668	Tony Kart /TM /Vega	18	43.432	0.828	16	
18	418	Noah Höß	DEU	Solgat Motorsport	DEU	ITE 19884 BIF42332	Birel ART/TM/Vega	14	43.483	0.879	14	
19	488	David Gorcica	CZE	FORZA RACING z.s.	CZE	ITE24AS0361 IBL24AT00331	MS KART/TM/Vega	17	43.672	1.068	7	
20	424	Noah Kaltenbach	DEU	7L-Performance	DEU	ITE 41550 KBF38668	Tony Kart/TM /Vega	17	43.712	1.108	10	
21	406	Christian Breiter	DEU	ADAC Niedersachsen/ Sachsen-Anhalt e.V.	DEU	NKA16756 BIC38443	Maranello/TM/Vega	13	43.929	1.325	6	
22	454	Markus Rausch	DEU	Markus Rausch	DEU	ITE 11242 IDC11242	Maranello/TM/Vega	10	44.077	1.473	10	

Timekeeper  
M.Riehmers

Race Director  
H.Seidel



INT. ADAC Kartrennen Kerpen

DSKC - KZ2

Erftlandring Kerpen 1,110 Km

Test-Session 3 even

19.07.2024 15:30

Practice (15:00 Time) started at 15:30:02

Lap	Time of Day	Lap Tm	Diff	S1 Tm	S2 Tm	S3 Tm
<b>(440) Enzo Bol</b>						
1	15:33:50.815	<b>55.231</b>	+11.627	18.964	23.424	12.843
2	15:34:36.839	<b>46.024</b>	+3.420	13.475	20.833	11.716
3	15:35:19.725	<b>42.886</b>	+0.282	12.321	19.153	11.412
4	15:36:05.323	<b>45.598</b>	+2.994	12.315	21.702	11.581
5	15:36:48.302	<b>42.979</b>	+0.375	12.293	19.257	11.429
6	15:39:59.714	<b>3:11.412</b>	+2:28.808	13.028	19.794	2:38.590
7	15:40:44.471	<b>44.757</b>	+2.153	13.492	19.720	11.545
8	15:41:27.260	<b>42.789</b>	+0.185	12.320	19.022	11.447
9	15:42:09.864	<b>42.604</b>		<b>12.280</b>	<b>18.954</b>	<b>11.370</b>
10	15:42:54.624	<b>44.760</b>	+2.156	12.337	19.783	12.640
11	15:43:37.925	<b>43.301</b>	+0.697	12.379	18.993	11.929
12	15:44:23.205	<b>45.280</b>	+2.676	13.440	20.201	11.639

Lap	Time of Day	Lap Tm	Diff	S1 Tm	S2 Tm	S3 Tm
5	15:34:04.481	<b>43.281</b>	+0.298	12.475	19.208	11.598
6	15:36:07.786	<b>2:03.305</b>	+1:20.322	12.461	19.441	1:31.403
7	15:36:56.338	<b>48.552</b>	+5.569	16.399	20.120	12.033
8	15:37:39.576	<b>43.238</b>	+0.255	12.442	19.239	11.557
9	15:38:22.849	<b>43.273</b>	+0.290	12.456	19.214	11.603
10	15:39:06.084	<b>43.235</b>	+0.252	12.436	19.209	11.590
11	15:39:49.339	<b>43.255</b>	+0.272	12.437	19.225	11.593
12	15:40:39.226	<b>49.887</b>	+6.904	15.100	22.423	12.364
13	15:41:22.388	<b>43.162</b>	+0.179	12.440	19.161	11.561
14	15:42:05.805	<b>43.417</b>	+0.434	12.821	19.128	<b>11.468</b>
15	15:42:51.351	<b>45.546</b>	+2.563	13.063	20.415	12.068
16	15:43:34.334	<b>42.983</b>		<b>12.339</b>	19.158	11.486
17	15:44:17.816	<b>43.482</b>	+0.499	12.371	<b>19.063</b>	12.048

Lap	Time of Day	Lap Tm	Diff	S1 Tm	S2 Tm	S3 Tm
<b>(442) Maximilian Schleimer</b>						
1	15:31:07.997	<b>54.170</b>	+11.561	17.949	22.971	13.250
2	15:31:53.245	<b>45.248</b>	+2.639	13.618	19.947	11.683
3	15:32:36.347	<b>43.102</b>	+0.493	12.458	19.135	11.509
4	15:33:19.211	<b>42.864</b>	+0.255	12.337	19.088	11.439
5	15:34:02.111	<b>42.900</b>	+0.291	12.383	19.046	11.471
6	15:34:44.926	<b>42.815</b>	+0.206	12.334	19.053	11.428
7	15:35:27.688	<b>42.762</b>	+0.153	12.324	<b>18.983</b>	11.455
8	15:37:04.821	<b>1:37.133</b>	+54.524	12.341	19.154	1:05.638
9	15:37:48.766	<b>43.945</b>	+1.336	13.389	19.078	11.478
10	15:38:31.375	<b>42.609</b>		12.202	18.990	11.417
11	15:39:14.141	<b>42.766</b>	+0.157	<b>12.193</b>	18.990	11.583
12	15:39:56.855	<b>42.714</b>	+0.105	12.281	19.039	<b>11.394</b>
13	15:40:39.572	<b>42.717</b>	+0.108	12.302	18.987	11.428
14	15:41:22.428	<b>42.856</b>	+0.247	12.272	19.126	11.458
15	15:42:05.397	<b>42.969</b>	+0.360	12.332	19.006	11.631

Lap	Time of Day	Lap Tm	Diff	S1 Tm	S2 Tm	S3 Tm
<b>(430) Andreas Dresen</b>						
1	15:31:10.771	<b>49.866</b>	+6.880	16.004	21.373	12.489
2	15:31:55.224	<b>44.453</b>	+1.467	13.072	19.530	11.851
3	15:32:39.536	<b>44.312</b>	+1.326	12.677	19.682	11.953
4	15:33:22.975	<b>43.439</b>	+0.453	12.529	19.223	11.687
5	15:34:06.358	<b>43.383</b>	+0.397	12.514	19.195	11.674
6	15:34:49.535	<b>43.177</b>	+0.191	12.467	19.128	11.582
7	15:35:32.794	<b>43.259</b>	+0.273	12.531	19.122	11.606
8	15:36:16.026	<b>43.232</b>	+0.246	12.479	19.145	11.608
9	15:38:45.493	<b>2:29.467</b>	+1:46.481	12.719	19.214	1:57.534
10	15:39:30.944	<b>45.451</b>	+2.465	13.984	19.714	11.753
11	15:40:14.096	<b>43.152</b>	+0.166	12.473	19.096	11.583
12	15:40:57.098	<b>43.002</b>	+0.016	<b>12.379</b>	19.033	11.590
13	15:41:40.132	<b>43.034</b>	+0.048	12.403	19.048	11.583
14	15:42:23.283	<b>43.151</b>	+0.165	12.446	19.093	11.612
15	15:43:06.269	<b>42.986</b>		12.388	19.023	11.575
16	15:43:49.256	<b>42.987</b>	+0.001	12.387	19.049	<b>11.551</b>
17	15:44:35.435	<b>46.179</b>	+3.193	12.466	21.049	12.664

Lap	Time of Day	Lap Tm	Diff	S1 Tm	S2 Tm	S3 Tm
<b>(466) Maximilian Schreyer</b>						
1	15:33:55.532	<b>47.505</b>	+4.844	15.344	20.352	11.809
2	15:34:38.782	<b>43.250</b>	+0.589	12.626	19.136	11.488
3	15:35:21.786	<b>43.004</b>	+0.343	12.417	18.953	11.634
4	15:36:05.563	<b>43.777</b>	+1.116	13.166	19.114	11.497
5	15:36:48.570	<b>43.007</b>	+0.346	12.363	19.050	11.594
6	15:37:31.498	<b>42.928</b>	+0.267	12.385	19.102	11.441
7	15:38:14.348	<b>42.850</b>	+0.189	12.333	18.992	11.525
8	15:38:57.269	<b>42.921</b>	+0.260	12.431	18.981	11.509
9	15:40:39.859	<b>1:42.590</b>	+59.929	12.377	19.190	1:11.023
10	15:41:23.431	<b>43.572</b>	+0.911	12.993	11.459	11.459
11	15:42:06.136	<b>42.705</b>	+0.044	<b>12.268</b>	18.988	11.449
12	15:42:49.388	<b>43.252</b>	+0.591	12.315	19.164	11.773
13	15:43:32.317	<b>42.929</b>	+0.268	12.314	11.490	11.490
14	15:44:14.978	<b>42.651</b>		12.338	<b>18.936</b>	<b>11.387</b>
15	15:44:57.940	<b>42.962</b>	+0.301	12.338	19.041	11.583

Lap	Time of Day	Lap Tm	Diff	S1 Tm	S2 Tm	S3 Tm
<b>(524) Svenja Dreher</b>						
1	15:31:18.246	<b>53.078</b>	+10.060	18.024	21.828	13.226
2	15:32:04.186	<b>45.940</b>	+2.922	14.123	19.786	12.031
3	15:32:48.073	<b>43.887</b>	+0.869	12.674	19.349	11.864
4	15:33:31.667	<b>43.594</b>	+0.576	12.546	19.343	11.705
5	15:34:15.075	<b>43.408</b>	+0.390	12.497	19.223	11.688
6	15:34:58.470	<b>43.395</b>	+0.377	12.479	19.273	11.643
7	15:35:41.804	<b>43.334</b>	+0.316	12.378	19.296	11.660
8	15:38:52.048	<b>3:10.244</b>	+2:27.226	12.419	19.185	2:38.640
9	15:39:36.429	<b>44.381</b>	+1.363	13.463	19.276	11.642
10	15:40:19.531	<b>43.102</b>	+0.084	12.404	19.155	11.543
11	15:41:02.741	<b>43.210</b>	+0.192	12.429	19.215	11.566
12	15:41:46.173	<b>43.432</b>	+0.414	<b>12.366</b>	19.156	11.910
13	15:42:29.481	<b>43.308</b>	+0.290	12.423	19.212	11.673
14	15:43:12.523	<b>43.042</b>	+0.024	12.368	<b>19.088</b>	11.586
15	15:43:55.541	<b>43.018</b>		12.379	19.100	<b>11.539</b>
16	15:44:38.735	<b>43.194</b>	+0.176	12.399	19.160	11.635
17	15:45:21.906	<b>43.171</b>	+0.153	12.425	19.160	11.586

Lap	Time of Day	Lap Tm	Diff	S1 Tm	S2 Tm	S3 Tm
<b>(408) Florian Breitenbach</b>						
1	15:31:12.690	<b>49.040</b>	+6.108	16.608	20.378	12.054
2	15:31:56.596	<b>43.906</b>	+0.974	12.653	19.502	11.751
3	15:32:40.358	<b>43.762</b>	+0.830	12.508	19.485	11.769
4	15:33:23.995	<b>43.637</b>	+0.705	12.509	19.492	11.636
5	15:34:07.572	<b>43.577</b>	+0.645	12.809	19.224	11.544
6	15:34:50.825	<b>43.253</b>	+0.321	12.425	19.217	11.611
7	15:35:34.073	<b>43.248</b>	+0.316	12.495	19.188	11.565
8	15:36:17.203	<b>43.130</b>	+0.198	12.437	19.122	11.571
9	15:38:42.490	<b>2:25.287</b>	+1:42.355	12.374	19.353	1:53.560
10	15:39:27.194	<b>44.704</b>	+1.772	13.767	19.425	11.512
11	15:40:10.384	<b>43.190</b>	+0.258	12.337	19.356	11.497
12	15:40:53.793	<b>43.409</b>	+0.477	12.390	19.492	11.527
13	15:41:37.042	<b>43.249</b>	+0.317	12.521	19.200	11.528
14	15:42:20.202	<b>43.160</b>	+0.228	12.482	19.127	11.551
15	15:43:03.134	<b>42.932</b>		12.388	<b>19.078</b>	<b>11.466</b>
16	15:43:46.188	<b>43.054</b>	+0.122	12.344	19.198	11.512
17	15:44:29.313	<b>43.125</b>	+0.193	12.378	19.209	11.538
18	15:45:12.343	<b>43.030</b>	+0.098	12.411	19.103	11.516

Lap	Time of Day	Lap Tm	Diff	S1 Tm	S2 Tm	S3 Tm
<b>(412) Ajdin Jatic</b>						
1	15:31:32.707	<b>50.898</b>	+7.841	16.734	21.902	12.262
2	15:32:16.541	<b>43.834</b>	+0.777	12.636	19.513	11.685
3	15:33:00.068	<b>43.527</b>	+0.470	12.506	19.398	11.623
4	15:33:43.570	<b>43.502</b>	+0.445	12.597</		

INT. ADAC Kartrennen Kerpen

DSKC - KZ2

Erftlandring Kerpen 1,110 Km

Test-Session 3 even

19.07.2024 15:30

Practice (15:00 Time) started at 15:30:02

Lap	Time of Day	Lap Tm	Diff	S1 Tm	S2 Tm	S3 Tm	Lap	Time of Day	Lap Tm	Diff	S1 Tm	S2 Tm	S3 Tm
5	15:34:12.102	<b>43.245</b>	+0.132	12.397	19.220	11.628	1	15:31:23.631	<b>47.541</b>	+4.297	15.074	20.391	12.076
6	15:34:55.399	<b>43.297</b>	+0.184	12.422	19.208	11.667	2	15:32:07.647	<b>44.016</b>	+0.772	12.670	19.519	11.827
7	15:36:31.452	<b>1:36.053</b>	+52.940	12.427	19.278	1:04.348	3	15:32:51.221	<b>43.574</b>	+0.330	12.454	19.390	11.730
8	15:37:15.093	<b>43.641</b>	+0.528	12.914	19.149	11.578	4	15:33:35.436	<b>44.215</b>	+0.971	12.685	19.660	11.870
9	15:37:58.206	<b>43.113</b>		12.380	<b>19.127</b>	11.606	5	15:34:19.019	<b>43.583</b>	+0.339	12.552	19.348	11.683
10	15:38:41.598	<b>43.392</b>	+0.279	<b>12.352</b>	19.386	11.654	6	15:35:02.804	<b>43.785</b>	+0.541	12.650	19.349	11.786
11	15:39:24.976	<b>43.378</b>	+0.265	12.447	19.291	11.640	7	15:35:46.255	<b>43.451</b>	+0.207	12.454	19.282	11.715
12	15:40:08.264	<b>43.288</b>	+0.175	12.388	19.308	11.592	8	15:36:29.605	<b>43.350</b>	+0.106	12.427	19.270	11.653
13	15:40:51.630	<b>43.366</b>	+0.253	12.435	19.314	11.617	9	15:38:43.500	<b>2:13.895</b>	+1:30.651	12.462	19.497	1:41.936
14	15:41:34.971	<b>43.341</b>	+0.228	12.433	19.273	11.635	10	15:39:27.794	<b>44.294</b>	+1.050	13.434	19.226	11.634
15	15:42:18.326	<b>43.355</b>	+0.242	12.447	19.286	11.622	11	15:40:11.064	<b>43.270</b>	+0.026	12.374	19.282	11.614
16	15:43:01.623	<b>43.297</b>	+0.184	12.386	19.208	11.703	12	15:40:54.349	<b>43.285</b>	+0.041	<b>12.371</b>	19.265	11.649
17	15:43:44.840	<b>43.217</b>	+0.104	12.409	19.243	<b>11.565</b>	13	15:41:37.593	<b>43.244</b>		12.386	<b>19.220</b>	11.638
(410) Maurice Schenck							14	15:42:20.879	<b>43.286</b>	+0.042	12.404	19.277	<b>11.605</b>
1	15:31:54.896	<b>50.612</b>	+7.443	17.671	20.774	12.167	15	15:43:04.342	<b>43.463</b>	+0.219	12.465	19.320	11.678
2	15:32:40.128	<b>45.232</b>	+2.063	12.698	20.268	12.266	16	15:43:47.688	<b>43.346</b>	+0.102	12.383	19.269	11.694
3	15:33:23.867	<b>43.739</b>	+0.570	12.576	19.371	11.792	17	15:44:31.139	<b>43.451</b>	+0.207	12.419	19.359	11.673
4	15:34:08.912	<b>45.045</b>	+1.876	13.245	19.878	11.922	18	15:45:14.549	<b>43.410</b>	+0.166	12.484	19.226	11.700
5	15:34:52.609	<b>43.697</b>	+0.528	12.592	19.449	11.656	(444) Lars Ossenbeck						
6	15:35:36.087	<b>43.478</b>	+0.309	12.499	19.359	11.620	1	15:31:15.456	<b>51.306</b>	+8.040	17.326	21.443	12.537
7	15:36:19.524	<b>43.437</b>	+0.268	12.462	19.307	11.668	2	15:31:59.925	<b>44.469</b>	+1.203	12.955	19.567	11.947
8	15:37:03.023	<b>43.499</b>	+0.330	12.478	19.353	11.668	3	15:32:43.521	<b>43.596</b>	+0.330	12.551	19.367	11.678
9	15:39:51.293	<b>2:48.270</b>	+2:05.101	12.545	19.404	2:16.321	4	15:33:27.074	<b>43.553</b>	+0.287	12.513	19.362	11.678
10	15:40:37.545	<b>46.252</b>	+3.083	14.178	20.029	12.045	5	15:34:10.530	<b>43.456</b>	+0.190	12.492	19.285	11.679
11	15:41:20.992	<b>43.447</b>	+0.278	12.501	19.325	11.621	6	15:34:53.900	<b>43.370</b>	+0.104	12.443	19.287	11.640
12	15:42:04.432	<b>43.440</b>	+0.271	12.431	19.391	11.618	7	15:35:37.237	<b>43.337</b>	+0.071	12.481	19.224	11.632
13	15:42:47.947	<b>43.515</b>	+0.346	12.491	19.429	11.595	8	15:36:20.503	<b>43.266</b>		12.448	19.271	<b>11.547</b>
14	15:43:31.116	<b>43.169</b>		<b>12.413</b>	<b>19.196</b>	<b>11.560</b>	9	15:37:03.769	<b>43.266</b>		<b>12.411</b>	<b>19.174</b>	11.681
15	15:44:14.485	<b>43.369</b>	+0.200	12.418	19.318	11.633	10	15:37:47.072	<b>43.303</b>	+0.037	12.474	19.192	11.637
16	15:44:57.795	<b>43.310</b>	+0.141	12.476	19.234	11.600	11	15:38:30.448	<b>43.376</b>	+0.110	12.444	19.243	11.689
17	15:45:42.084	<b>44.289</b>	+1.120	12.859	19.408	12.022	(452) Erik Müller						
(428) Lukas Reiböck							1	15:31:28.724	<b>51.540</b>	+8.198	17.589	21.448	12.503
1	15:31:37.447	<b>56.350</b>	+13.162	23.116	21.105	12.129	2	15:32:13.502	<b>44.778</b>	+1.436	13.117	19.837	11.824
2	15:32:21.550	<b>44.103</b>	+0.915	12.691	19.527	11.885	3	15:32:57.389	<b>43.887</b>	+0.545	12.644	19.488	11.755
3	15:33:05.247	<b>43.697</b>	+0.509	12.529	19.406	11.762	4	15:33:41.180	<b>43.791</b>	+0.449	12.605	19.413	11.773
4	15:33:49.425	<b>44.178</b>	+0.990	12.509	19.698	11.971	5	15:34:24.781	<b>43.601</b>	+0.259	12.535	19.382	11.684
5	15:34:32.893	<b>43.468</b>	+0.280	12.553	19.206	11.709	6	15:35:08.529	<b>43.748</b>	+0.406	12.546	19.471	11.731
6	15:35:16.369	<b>43.476</b>	+0.288	12.518	19.335	11.623	7	15:35:52.158	<b>43.629</b>	+0.287	12.599	19.332	11.698
7	15:36:46.041	<b>1:29.672</b>	+46.484	12.832	19.795	57.045	8	15:36:35.646	<b>43.488</b>	+0.146	12.498	19.321	11.669
8	15:37:33.182	<b>47.141</b>	+3.953	15.478	19.742	11.921	9	15:38:32.205	<b>1:56.559</b>	+1:13.217	12.609	19.418	1:24.532
9	15:38:16.557	<b>43.375</b>	+0.187	<b>12.440</b>	19.332	11.603	10	15:39:19.433	<b>47.228</b>	+3.886	14.837	20.326	12.065
10	15:38:59.786	<b>43.229</b>	+0.041	12.458	19.174	11.597	11	15:40:03.485	<b>44.052</b>	+0.710	12.548	19.736	11.768
11	15:39:43.022	<b>43.236</b>	+0.048	12.457	19.202	11.577	12	15:40:47.077	<b>43.592</b>	+0.250	12.581	19.297	11.714
12	15:40:26.404	<b>43.382</b>	+0.194	12.527	19.272	11.583	13	15:41:30.797	<b>43.720</b>	+0.378	12.522	19.385	11.813
13	15:41:10.789	<b>44.385</b>	+1.197	12.819	20.044	11.522	14	15:42:14.264	<b>43.467</b>	+0.125	12.520	19.331	<b>11.616</b>
14	15:41:53.977	<b>43.188</b>		12.548	<b>19.142</b>	<b>11.498</b>	15	15:42:57.699	<b>43.435</b>	+0.093	12.499	19.317	11.619
15	15:42:37.257	<b>43.280</b>	+0.092	12.473	19.278	11.529	16	15:43:41.082	<b>43.383</b>	+0.041	12.487	19.245	11.651
16	15:43:20.624	<b>43.367</b>	+0.179	12.469	19.235	11.663	17	15:44:24.424	<b>43.342</b>		<b>12.451</b>	<b>19.241</b>	11.650
17	15:44:03.920	<b>43.296</b>	+0.108	12.455	19.194	11.647	18	15:45:07.882	<b>43.458</b>	+0.116	12.484	19.277	11.697
18	15:44:47.241	<b>43.321</b>	+0.133	12.476	19.185	11.660	(518) Daan Zoppi						
(520) Julius Lassen							1	15:31:33.198	<b>51.740</b>	+8.382	17.281	21.911	12.548
1	15:31:11.457	<b>52.717</b>	+9.513	17.589	22.399	12.729	2	15:32:19.098	<b>45.900</b>	+2.542	13.358	20.061	12.481
2	15:31:55.659	<b>44.202</b>	+0.998	12.940	19.522	11.740	3	15:33:02.890	<b>43.792</b>	+0.434	12.597	19.491	11.704
3	15:32:39.845	<b>44.186</b>	+0.982	12.554	19.501	12.131	4	15:33:47.135	<b>44.245</b>	+0.887	12.656	19.865	11.724
4	15:33:23.423	<b>43.578</b>	+0.374	12.527	19.351	11.700	5	15:34:30.743	<b>43.608</b>	+0.250	12.594	19.335	11.679
5	15:34:07.054	<b>43.631</b>	+0.427	12.484	19.463	11.684	6	15:36:11.806	<b>1:41.063</b>	+57.705	12.568	19.363	1:09.132
6	15:34:50.534	<b>43.480</b>	+0.276	12.500	19.326	11.654	7	15:36:56.805	<b>44.999</b>	+1.641	13.575	19.688	11.736
7	15:35:34.598	<b>44.064</b>	+0.860	13.093	19.272	11.699	8	15:37:40.348	<b>43.543</b>	+0.185	12.549	19.309	11.685
8	15:36:17.918	<b>43.320</b>	+0.116	12.480	19.236	11.604	9	15:38:23.969	<b>43.621</b>	+0.263	12.685	19.281	11.655
9	15:37:01.149	<b>43.231</b>	+0.027	12.382	19.227	11.622	10	15:39:07.415	<b>43.446</b>	+0.088	<b>12.532</b>	19.292	<b>11.622</b>
10	15:37:44.511	<b>43.362</b>	+0.158	12.496	<b>19.220</b>	11.646	11	15:39:50.773	<b>43.358</b>		12.548	<b>19.177</b>	11.633
11	15:38:27.972	<b>43.461</b>	+0.257	12.462	19.328	11.671	(416) Jayden Gushiken						
12	15:39:15.600	<b>47.628</b>	+4.424	12.697	22.868	12.063	1	15:31:25.318	<b>48.748</b>	+5.316	15.590	20.765	12.393
13	15:39:58.987	<b>43.387</b>	+0.183	12.519	19.245	11.623	2	15:32:09.906	<b>44.588</b>	+1.156	12.831	19.826	11.931
14	15:40:42.355	<b>43.368</b>	+0.164	12.434	19.300	11.634	3	15:32:54.435	<b>44.529</b>	+1.097	12.868	19.578	12.083
15	15:41:38.618	<b>56.263</b>	+13.059	13.790	30.273	12.200	4	15:33:39.028	<b>44.593</b>	+1.161	12.762	20.274	<b>11.557</b>
16	15:42:22.183	<b>43.565</b>	+0.361	12.542	19.426	11.597	5	15:34:22.839	<b>43.811</b>	+0.379	12.765	19.364	11.682
17	15:43:06.968	<b>44.785</b>	+1.581	13.879	19.313	11.593	6	15:35:06.649	<b>43.810</b>	+0.378	12.577	19.522	11.711
18	15:43:50.172	<b>43.204</b>		<b>12.365</b>	19.298	<b>11.541</b>	7	15:35:50.350	<b>43.701</b>	+0.269	12.621	19.520	11.560
(468) Rick Hartmann							8	15:36:34.066	<b>43.716</b>	+0.284	12.644	19.375	11.697

Orbits



INT. ADAC Kartrennen Kerpen

DSKC - KZ2

Erftlandring Kerpen 1,110 Km

Test-Session 3 even

19.07.2024 15:30

Practice (15:00 Time) started at 15:30:02

Lap	Time of Day	Lap Tm	Diff	S1 Tm	S2 Tm	S3 Tm	Lap	Time of Day	Lap Tm	Diff	S1 Tm	S2 Tm	S3 Tm
9	15:38:32.725	<b>1:58.659</b>	+1:15.227	12.501	19.591	1:26.567	9	15:37:13.235	<b>44.373</b>	+0.444	12.761	19.673	11.939
10	15:39:18.918	<b>46.193</b>	+2.761	14.600	19.739	11.854	10	15:37:57.519	<b>44.284</b>	+0.355	<b>12.581</b>	19.708	11.995
11	15:40:03.871	<b>44.953</b>	+1.521	12.660	20.642	11.651	11	15:43:51.072	<b>5:53.553</b>	+5:09.624	12.688	19.889	5:20.976
12	15:40:47.562	<b>43.691</b>	+0.259	12.601	19.444	11.646	12	15:44:39.198	<b>48.126</b>	+4.197	14.730	20.138	13.258
13	15:41:31.511	<b>43.949</b>	+0.517	12.526	19.334	12.089	13	15:45:23.587	<b>44.389</b>	+0.460	12.799	19.575	12.015
14	15:42:15.291	<b>43.780</b>	+0.348	12.733	19.490	11.557							
15	15:42:58.913	<b>43.622</b>	+0.190	12.577	19.417	11.628							
16	15:43:42.345	<b>43.432</b>		<b>12.435</b>	<b>19.267</b>	11.730							
17	15:44:26.229	<b>43.884</b>	+0.452	12.486	19.771	11.627							
18	15:45:10.142	<b>43.913</b>	+0.481	12.713	19.415	11.785							

(418) Noah Häß

1	15:31:29.706	<b>51.570</b>	+8.087	17.458	21.545	12.567
2	15:32:14.556	<b>44.850</b>	+1.367	12.933	19.901	12.016
3	15:32:58.922	<b>44.366</b>	+0.883	12.787	19.645	11.934
4	15:33:43.076	<b>44.154</b>	+0.671	12.665	19.620	11.869
5	15:34:27.267	<b>44.191</b>	+0.708	12.695	19.594	11.902
6	15:35:11.420	<b>44.153</b>	+0.670	12.869	19.577	11.707
7	15:35:55.210	<b>43.790</b>	+0.307	12.590	19.417	11.783
8	15:36:39.011	<b>43.801</b>	+0.318	12.545	19.500	11.756
9	15:37:22.860	<b>43.849</b>	+0.366	12.618	19.431	11.800
10	15:39:08.124	<b>1:45.264</b>	+1:01.781	12.596	19.561	1:13.107
11	15:39:53.975	<b>45.851</b>	+2.368	14.346	19.645	11.860
12	15:40:38.040	<b>44.065</b>	+0.582	12.660	19.602	11.803
13	15:41:21.744	<b>43.704</b>	+0.221	12.584	19.456	11.664
14	15:42:05.227	<b>43.483</b>		<b>12.517</b>	<b>19.357</b>	<b>11.609</b>

(454) Markus Rausch

1	15:31:32.899	<b>56.879</b>	+12.802	22.347	21.564	12.968
2	15:32:19.324	<b>46.425</b>	+2.348	13.580	20.065	12.780
3	15:33:04.729	<b>45.405</b>	+1.328	12.987	20.199	12.219
4	15:33:49.307	<b>44.578</b>	+0.501	12.855	19.701	12.022
5	15:34:34.127	<b>44.820</b>	+0.743	13.036	19.699	12.085
6	15:35:19.011	<b>44.884</b>	+0.807	13.091	19.749	12.044
7	15:36:04.020	<b>45.009</b>	+0.932	12.840	20.001	12.168
8	15:36:49.238	<b>45.218</b>	+1.141	12.833	20.217	12.168
9	15:37:33.658	<b>44.420</b>	+0.343	12.900	19.585	11.935
10	15:38:17.735	<b>44.077</b>		<b>12.630</b>	<b>19.519</b>	<b>11.928</b>

(488) David Gorcica

1	15:31:18.549	<b>50.294</b>	+6.622	16.092	21.250	12.952
2	15:32:03.526	<b>44.977</b>	+1.305	13.205	19.942	11.830
3	15:32:47.938	<b>44.412</b>	+0.740	12.830	19.748	11.834
4	15:33:32.273	<b>44.335</b>	+0.663	12.937	19.613	11.785
5	15:34:16.134	<b>43.861</b>	+0.189	12.614	19.510	11.737
6	15:34:59.987	<b>43.853</b>	+0.181	12.640	19.501	11.712
7	15:35:43.659	<b>43.672</b>		<b>12.523</b>	19.496	<b>11.653</b>
8	15:36:27.499	<b>43.840</b>	+0.168	12.620	19.456	11.764
9	15:37:11.330	<b>43.831</b>	+0.159	12.602	19.469	11.760
10	15:37:55.021	<b>43.691</b>	+0.019	12.590	<b>19.402</b>	11.699
11	15:38:38.832	<b>43.811</b>	+0.139	12.601	19.478	11.732
12	15:39:22.880	<b>44.048</b>	+0.376	12.795	19.461	11.792
13	15:40:06.834	<b>43.954</b>	+0.282	12.630	19.576	11.748
14	15:40:50.735	<b>43.901</b>	+0.229	12.582	19.551	11.768
15	15:41:34.610	<b>43.875</b>	+0.203	12.601	19.490	11.784
16	15:42:18.743	<b>44.133</b>	+0.461	12.599	19.856	11.678
17	15:43:02.675	<b>43.932</b>	+0.260	12.540	19.663	11.729

(424) Noah Kaltenbach

1	15:31:19.870	<b>54.142</b>	+10.430	19.273	22.078	12.791
2	15:32:05.428	<b>45.568</b>	+1.846	13.337	20.231	11.990
3	15:32:50.774	<b>45.346</b>	+1.634	12.895	19.755	12.696
4	15:33:35.330	<b>44.556</b>	+0.844	12.989	19.685	11.882
5	15:34:20.203	<b>44.873</b>	+1.161	13.446	19.617	11.810
6	15:35:04.270	<b>44.067</b>	+0.355	12.775	19.590	11.702
7	15:36:40.466	<b>1:36.196</b>	+52.484	12.877	19.539	1:03.780
8	15:37:26.149	<b>45.683</b>	+1.971	14.215	19.770	11.698
9	15:38:11.462	<b>45.313</b>	+1.601	13.897	19.729	11.687
10	15:38:55.174	<b>43.712</b>		12.689	<b>19.386</b>	11.637
11	15:39:39.621	<b>44.447</b>	+0.735	12.683	20.038	11.726
12	15:40:25.045	<b>45.424</b>	+1.712	13.679	19.917	11.828
13	15:41:09.241	<b>44.196</b>	+0.484	12.926	19.634	<b>11.636</b>
14	15:41:53.533	<b>44.292</b>	+0.580	12.858	19.676	11.758
15	15:43:39.495	<b>1:45.962</b>	+1:02.250	12.771	21.031	1:12.160
16	15:44:26.075	<b>46.580</b>	+2.868	15.194	19.673	11.713
17	15:45:10.016	<b>43.941</b>	+0.229	<b>12.668</b>	19.442	11.831

(406) Christian Breiter

1	15:31:17.998	<b>51.582</b>	+7.653	17.400	21.346	12.836
2	15:32:03.963	<b>45.965</b>	+2.036	13.662	20.210	12.093
3	15:32:48.627	<b>44.664</b>	+0.735	13.121	19.660	11.883
4	15:33:32.656	<b>44.029</b>	+0.100	12.729	19.481	11.819
5	15:34:16.970	<b>44.314</b>	+0.385	12.681	19.721	11.912
6	15:35:00.899	<b>43.929</b>		12.728	19.419	<b>11.782</b>
7	15:35:44.907	<b>44.008</b>	+0.079	12.598	19.582	11.828
8	15:36:28.862	<b>43.955</b>	+0.026	12.612	<b>19.406</b>	11.937







### DSKC - KZ2

### Test-Session 3 odd

Track length: 1.110 Km

Session Started: 15:50:02

Best Lap by: 477 - Dion van Werven - 42.535

Rank	#	Driver	Nat	Sponsor Entrant	Nat	License E-License	Make	laps	Best Lap	Diff	In Lap	Penalty
1	477	Dion van Werven	NLD	Wilfred van Werven	NLD	ITE49844 EL50365	CRG/TM/Vega	11	42.535		11	
2	423	Claudia Henning	DEU	Henning Claudia	DEU	ITE11645 IDC11645	Birel ART/TM/Vega	19	42.549	0.014	10	
3	427	Emma Felbermayr	AUT	TB Racing Team	DEU	ITEJK2003 KBF38262	KR/TM/Vega	14	42.568	0.033	10	
4	431	Simon Rechenmacher	DEU	TB Racing Team	DEU	ITE 38327 KBF38262	KR/TM/Vega	17	42.625	0.090	13	
5	419	Dominik Reuters	DEU	Dörr Motorsport	DEU	ITE 14038 BIF38420	KR/IAME/Vega	16	42.748	0.213	13	
6	417	Emanuel Mai	DEU	Solgat Motorsport	DEU	ITE 16484 KBF42332	Birel ART/TM/Vega	17	42.872	0.337	17	
7	517	Derk van Silfhout	NLD	Dinand van Silfhout	NLD	44638 BEK15859	Birel ART/TM/Vega	19	42.948	0.413	19	
8	437	Felix Wischlitzki	DEU	ADAC Mittelrhein e.V. RMW Motorsport	DEU	ITE 15497 BIC39010	Tony-Kart/TM/Vega	18	42.993	0.458	16	
9	415	Rouven Wilk	DEU	Mach1 Motorsport	DEU	ITE35449 KBF39310	Mach1/TM/Vega	17	43.089	0.554	16	
10	411	Philipp Salzmänn	DEU	TB Racing Team	DEU	ITE40074 KBF38262	KR/TM/Vega	17	43.135	0.600	14	
11	523	Karol Pasiewicz	POL	Dörr Motorsport	DEU	ITE 123 BIF38420	KR/IAME/Vega	3	43.224	0.689	3	
12	429	Adrian Martinz	AUT	BIREL ART RACING KSW	AUT	ITEJK2072 IBLBK 102	Birel ART/TM/Vega	20	43.260	0.725	11	
13	425	Noah Gounot	DEU	Solgat Motorsport	DEU	NKA30555 KBF42332	Birel ART/TM/Vega	19	43.420	0.885	15	
14	519	Erwin Jalving	NLD	ADAC Niedersachsen/ Sachsen-Anhalt e.V.	DEU	ITE23043 BIC38443	Maranello/TM/Vega	15	43.434	0.899	13	
15	435	Jory Molema	NLD	CRG Holland	NLD	NKA33514 IBL15521008	CRG/TM/Vega	17	43.976	1.441	13	
16	525	Paul Moritz Doktor	DEU	CRG Deutschland	DEU	NKA21214 KBF42811	CRG/TM/Vega	0			0	

#### Announcements

# 525 no transpondersignal


Timekeeper  
M.Riehmers

Race Director  
H.Seidel

Page 1/1

These results are provisional until the conclusion of any judicial and technical matters!

Printed: 19.07.2024 / 16:06



INT. ADAC Kartrennen Kerpen

DSKC - KZ2

Erftlandring Kerpen 1,110 Km

Test-Session 3 odd

19.07.2024 15:50

Practice (15:00 Time) started at 15:50:02

Lap	Time of Day	Lap Tm	Diff	S1 Tm	S2 Tm	S3 Tm
<b>(477) Dion van Werven</b>						
1	15:51:15.667	<b>51.109</b>	+8.574	16.662	22.079	12.368
2	15:51:59.446	<b>43.779</b>	+1.244	12.586	19.520	11.673
3	15:52:42.105	<b>42.659</b>	+0.124	12.320	18.848	11.491
4	15:53:24.759	<b>42.654</b>	+0.119	12.284	18.967	<b>11.403</b>
5	15:54:07.485	<b>42.726</b>	+0.191	<b>12.251</b>	18.970	11.505
6	16:00:01.215	<b>5:53.730</b>	+5:11.195	12.828	19.802	5:21.100
7	16:00:46.862	<b>45.647</b>	+3.112	14.087	19.791	11.769
8	16:03:25.462	<b>2:38.600</b>	+1:56.065	20.226	19.844	1:58.530
9	16:04:11.173	<b>45.711</b>	+3.176	13.489	20.527	11.695
10	16:04:54.026	<b>42.853</b>	+0.318	12.302	18.971	11.580
11	16:05:36.561	<b>42.535</b>		12.310	<b>18.815</b>	11.410

<b>(423) Claudia Henning</b>						
1	15:51:14.689	<b>52.028</b>	+9.479	18.139	21.485	12.404
2	15:51:58.026	<b>43.337</b>	+0.788	12.638	19.152	11.547
3	15:52:40.796	<b>42.770</b>	+0.221	12.316	18.997	11.457
4	15:53:23.789	<b>42.993</b>	+0.444	12.333	19.137	11.523
5	15:54:06.554	<b>42.765</b>	+0.216	12.340	18.961	11.464
6	15:54:49.179	<b>42.625</b>	+0.076	12.260	18.957	11.408
7	15:55:31.844	<b>42.665</b>	+0.116	12.288	18.928	11.449
8	15:57:17.387	<b>1:45.543</b>	+1:02.994	12.347	19.106	1:14.090
9	15:58:02.056	<b>44.669</b>	+2.120	13.735	19.433	11.501
10	15:58:44.605	<b>42.549</b>		12.260	<b>18.858</b>	11.431
11	15:59:27.316	<b>42.711</b>	+0.162	12.332	18.946	11.433
12	16:00:09.907	<b>42.591</b>	+0.042	12.294	18.906	11.391
13	16:00:52.646	<b>42.739</b>	+0.190	12.244	19.078	11.417
14	16:01:35.352	<b>42.706</b>	+0.157	12.285	18.976	11.425
15	16:02:17.908	<b>42.556</b>	+0.007	<b>12.209</b>	18.958	<b>11.389</b>
16	16:03:06.060	<b>48.152</b>	+5.603	12.570	22.547	13.035
17	16:03:48.941	<b>42.881</b>	+0.332	12.290	19.063	11.528
18	16:04:31.751	<b>42.810</b>	+0.261	12.258	19.020	11.532
19	16:05:14.558	<b>42.807</b>	+0.258	12.418	18.928	11.461

<b>(427) Emma Felbermayr</b>						
1	15:53:04.144	<b>51.820</b>	+9.252	16.528	22.608	12.684
2	15:53:49.180	<b>45.036</b>	+2.468	13.390	19.652	11.994
3	15:54:32.334	<b>43.154</b>	+0.586	12.469	19.153	11.532
4	15:55:15.429	<b>43.095</b>	+0.527	12.311	19.283	11.501
5	15:55:58.436	<b>43.007</b>	+0.439	12.344	19.120	11.543
6	15:56:41.435	<b>42.999</b>	+0.431	12.414	19.105	11.480
7	15:59:24.566	<b>2:43.131</b>	+2:00.563	12.429	19.112	2:11.590
8	16:00:08.915	<b>44.349</b>	+1.781	13.496	19.194	11.659
9	16:00:51.796	<b>42.881</b>	+0.313	12.341	19.070	11.470
10	16:01:34.364	<b>42.568</b>		<b>12.290</b>	<b>18.876</b>	<b>11.402</b>
11	16:02:17.175	<b>46.811</b>	+4.243	12.350	22.389	12.072
12	16:03:03.978	<b>42.803</b>	+0.235	12.328	19.071	11.404
13	16:03:46.800	<b>42.822</b>	+0.254	12.405	18.952	11.465
14	16:04:29.761	<b>42.961</b>	+0.393	12.526	18.980	11.455

<b>(431) Simon Rechenmacher</b>						
1	15:51:00.741	<b>47.454</b>	+4.829	15.337	20.073	12.044
2	15:51:44.034	<b>43.293</b>	+0.668	12.347	19.198	11.748
3	15:52:27.664	<b>43.630</b>	+1.005	12.734	19.266	11.630
4	15:55:22.181	<b>2:54.517</b>	+2:11.892	13.100	19.267	2:22.150
5	15:56:06.875	<b>44.694</b>	+2.069	13.915	19.176	11.603
6	15:56:49.780	<b>42.905</b>	+0.280	12.360	19.079	11.466
7	15:57:32.850	<b>43.070</b>	+0.445	12.302	19.144	11.624
8	15:58:15.996	<b>43.146</b>	+0.521	12.514	19.109	11.523
9	15:58:59.347	<b>43.351</b>	+0.726	12.360	19.477	11.514
10	15:59:42.316	<b>42.969</b>	+0.344	12.357	19.134	11.478
11	16:01:11.543	<b>1:29.227</b>	+46.602	12.464	19.670	57.093
12	16:01:56.322	<b>44.779</b>	+2.154	13.614	19.480	11.685
13	16:02:38.947	<b>42.625</b>		12.303	<b>18.935</b>	<b>11.387</b>
14	16:03:22.757	<b>43.810</b>	+1.185	<b>12.280</b>	19.392	12.138
15	16:04:05.465	<b>42.708</b>	+0.083	12.286	18.986	11.436
16	16:04:49.575	<b>44.110</b>	+1.485	12.291	19.388	12.431
17	16:05:32.461	<b>42.886</b>	+0.261	12.335	19.063	11.488

<b>(419) Dominik Reuters</b>						
1	15:52:11.822	<b>50.425</b>	+7.677	16.901	20.686	12.838
2	15:52:56.512	<b>44.690</b>	+1.942	13.530	19.539	11.621
3	15:53:39.721	<b>43.209</b>	+0.461	12.361	19.161	11.687

4	15:54:22.797	<b>43.076</b>	+0.328	12.430	19.063	11.583
5	15:55:05.627	<b>42.830</b>	+0.082	12.305	18.996	11.529
6	15:55:48.569	<b>42.942</b>	+0.194	12.348	19.063	11.531
7	15:56:31.581	<b>43.012</b>	+0.264	12.343	19.062	11.607
8	15:58:35.569	<b>2:03.988</b>	+1:21.240	12.504	19.576	1:31.908
9	15:59:24.007	<b>48.438</b>	+5.690	16.124	19.667	12.647
10	16:00:09.359	<b>45.352</b>	+2.604	14.560	19.257	11.535
11	16:00:52.242	<b>42.883</b>	+0.135	12.410	18.985	11.488
12	16:01:35.726	<b>43.484</b>	+0.736	13.096	<b>18.966</b>	<b>11.422</b>
13	16:02:18.474	<b>42.748</b>		<b>12.297</b>	18.999	11.452
14	16:03:01.706	<b>42.883</b>	+0.484	12.318	19.028	11.886
15	16:03:44.594	<b>42.888</b>	+0.140	12.452	18.977	11.459
16	16:04:27.483	<b>42.889</b>	+0.141	12.342	19.049	11.498

<b>(417) Emanuel Mai</b>						
1	15:53:15.166	<b>48.174</b>	+5.302	15.776	20.303	12.095
2	15:53:59.651	<b>44.485</b>	+1.613	12.577	19.622	11.529
3	15:54:43.206	<b>43.555</b>	+0.683	12.447	19.282	11.826
4	15:55:26.735	<b>43.529</b>	+0.657	12.547	19.337	11.645
5	15:56:09.957	<b>43.222</b>	+0.350	12.497	19.189	11.536
6	15:56:53.187	<b>43.230</b>	+0.358	12.396	19.268	11.566
7	15:57:36.500	<b>43.313</b>	+0.441	12.404	19.310	11.599
8	15:58:19.717	<b>43.217</b>	+0.345	12.505	19.170	11.542
9	15:59:04.595	<b>44.878</b>	+2.006	12.453	19.205	13.220
10	15:59:50.608	<b>46.013</b>	+3.141	13.570	20.402	12.041
11	16:00:34.266	<b>43.658</b>	+0.786	12.531	19.477	11.650
12	16:01:17.464	<b>43.198</b>	+0.326	12.436	19.246	11.516
13	16:02:00.740	<b>43.276</b>	+0.404	12.413	19.306	11.557
14	16:02:43.801	<b>43.061</b>	+0.189	12.397	19.148	11.516
15	16:04:05.958	<b>1:22.157</b>	+39.285	12.419	19.266	50.472
16	16:04:50.781	<b>44.823</b>	+1.951	13.343	19.354	12.126
17	16:05:33.653	<b>42.872</b>		<b>12.315</b>	<b>19.110</b>	<b>11.447</b>

<b>(517) Derk van Silfhout</b>						
1	15:51:16.938	<b>55.135</b>	+12.187	21.308	21.624	12.203
2	15:52:01.168	<b>44.230</b>	+1.282	12.685	19.781	11.764
3	15:52:44.571	<b>43.403</b>	+0.455	12.522	19.341	11.540
4	15:53:27.844	<b>43.273</b>	+0.325	12.360	19.191	11.722
5	15:54:11.152	<b>43.308</b>	+0.360	12.589	19.168	11.551
6	15:54:54.315	<b>43.163</b>	+0.215	12.479	19.141	11.543
7	15:55:37.409	<b>43.094</b>	+0.146	12.399	19.158	11.537
8	15:56:20.839	<b>43.430</b>	+0.482	12.479	19.238	11.713
9	15:57:04.575	<b>1:31.736</b>	+48.788	12.542	19.305	59.889
10	15:58:37.594	<b>45.019</b>	+2.071	13.978	19.420	11.621
11	15:59:20.729	<b>43.135</b>	+0.187	12.469	<b>19.132</b>	11.534
12	16:00:04.028	<b>43.299</b>	+0.351	12.411	19.273	11.615
13	16:00:47.396	<b>43.368</b>	+0.420	12.454	19.353	11.561
14	16:01:30.427	<b>43.031</b>	+0.083	12.439	19.167	<b>11.425</b>
15	16:02:14.243	<b>43.816</b>	+0.868	12.559	19.729	11.528
16	16:02:57.358	<b>43.115</b>	+0.167	12.358	19.159	11.598
17	16:03:40.344	<b>42.986</b>	+0.038	12.359	19.150	11.477
18	16:04:23.552	<b>43.208</b>	+0.260	12.416	19.196	11.596
19	16:05:06.500	<b>42.948</b>		<b>12.288</b>	19.145	11.515

<b>(437) Felix Wischitzki</b>						
1	15:51:07.745	<b>50.706</b>	+7.713	16.596	21.627	12.483
2	15:51:51.492	<b>43.747</b>	+0.754	12.710	19.374	11.663
3	15:52:35.01					



INT. ADAC Kartrennen Kerpen

DSKC - KZ2

Erftlandring Kerpen 1,110 Km

Test-Session 3 odd

19.07.2024 15:50

Practice (15:00 Time) started at 15:50:02

Lap	Time of Day	Lap Tm	Diff	S1 Tm	S2 Tm	S3 Tm
<b>(415) Rouven Wilk</b>						
1	15:51:07.709	<b>51.328</b>	+8.239	16.737	21.901	12.690
2	15:51:52.782	<b>45.073</b>	+1.984	13.530	19.658	11.885
3	15:52:36.452	<b>43.670</b>	+0.581	12.644	19.343	11.683
4	15:53:20.056	<b>43.604</b>	+0.515	12.576	19.336	11.692
5	15:54:03.591	<b>43.535</b>	+0.446	12.549	19.288	11.698
6	15:54:46.963	<b>43.372</b>	+0.283	12.480	19.210	11.682
7	15:57:03.486	<b>2:16.523</b>	+1:33.434	12.638	19.479	1:44.406
8	15:57:48.112	<b>44.626</b>	+1.537	13.596	19.345	11.685
9	15:58:31.505	<b>43.393</b>	+0.304	12.524	19.231	11.638
10	15:59:14.778	<b>43.273</b>	+0.184	12.411	19.232	11.630
11	15:59:57.968	<b>43.190</b>	+0.101	12.460	19.185	<b>11.545</b>
12	16:00:41.150	<b>43.182</b>	+0.093	12.480	19.146	11.556
13	16:02:07.193	<b>1:26.043</b>	+42.954	12.453	19.296	54.294
14	16:02:51.669	<b>44.476</b>	+1.387	13.219	19.352	11.905
15	16:03:34.847	<b>43.178</b>	+0.089	12.397	19.184	11.597
16	16:04:17.936	<b>43.089</b>		12.356	19.133	11.600
17	16:05:01.037	<b>43.101</b>	+0.012	12.342	<b>19.098</b>	11.661

Lap	Time of Day	Lap Tm	Diff	S1 Tm	S2 Tm	S3 Tm
9	15:57:06.482	<b>43.489</b>	+0.069	<b>12.486</b>	19.325	11.678
10	15:58:45.159	<b>1:38.677</b>	+55.257	12.502	19.544	1:06.631
11	15:59:29.740	<b>44.581</b>	+1.161	13.468	19.471	11.642
12	16:00:13.387	<b>43.647</b>	+0.227	12.613	19.384	11.650
13	16:00:57.427	<b>44.040</b>	+0.620	12.589	19.330	12.121
14	16:01:41.806	<b>44.379</b>	+0.959	12.890	19.762	11.727
15	16:02:25.226	<b>43.420</b>		12.494	<b>19.279</b>	11.647
16	16:03:08.989	<b>43.763</b>	+0.343	12.747	19.383	11.633
17	16:03:52.454	<b>43.465</b>	+0.045	12.513	19.348	<b>11.604</b>
18	16:04:36.069	<b>43.615</b>	+0.195	12.586	19.349	11.680
19	16:05:19.573	<b>43.504</b>	+0.084	12.542	19.300	11.662

Lap	Time of Day	Lap Tm	Diff	S1 Tm	S2 Tm	S3 Tm
<b>(411) Philipp Salzmann</b>						
1	15:53:04.315	<b>51.595</b>	+8.460	16.374	22.580	12.641
2	15:53:49.589	<b>45.274</b>	+2.139	13.433	19.692	12.149
3	15:54:33.085	<b>43.496</b>	+0.361	12.567	19.292	11.637
4	15:55:16.808	<b>43.723</b>	+0.588	12.615	19.214	11.894
5	15:56:00.850	<b>44.042</b>	+0.907	12.615	19.196	12.231
6	15:56:44.407	<b>43.557</b>	+0.422	12.599	19.248	11.710
7	15:57:28.263	<b>43.856</b>	+0.721	12.587	19.626	11.643
8	15:58:11.776	<b>43.513</b>	+0.378	12.492	19.317	11.704
9	15:58:55.043	<b>43.267</b>	+0.132	12.422	19.200	11.645
10	16:00:34.926	<b>1:39.883</b>	+56.748	12.484	19.226	1:08.173
11	16:01:19.094	<b>44.168</b>	+1.033	13.268	19.284	11.616
12	16:02:02.261	<b>43.167</b>	+0.032	<b>12.369</b>	19.186	11.612
13	16:02:45.697	<b>43.436</b>	+0.301	12.518	19.220	11.698
14	16:03:28.832	<b>43.135</b>		12.425	19.131	<b>11.579</b>
15	16:04:12.095	<b>43.263</b>	+0.128	12.409	19.248	11.606
16	16:04:55.743	<b>43.648</b>	+0.513	12.758	19.283	11.607
17	16:05:38.923	<b>43.180</b>	+0.045	12.458	<b>19.110</b>	11.612

Lap	Time of Day	Lap Tm	Diff	S1 Tm	S2 Tm	S3 Tm
<b>(519) Erwin Jalving</b>						
1	15:52:04.158	<b>53.678</b>	+10.244	16.120	25.049	12.509
2	15:52:48.401	<b>44.243</b>	+0.809	12.837	19.521	11.885
3	15:53:33.073	<b>44.672</b>	+1.238	12.556	19.540	12.576
4	15:54:17.087	<b>44.014</b>	+0.580	12.632	19.447	11.935
5	15:55:00.807	<b>43.720</b>	+0.286	12.566	19.402	11.752
6	15:55:44.989	<b>44.182</b>	+0.748	13.022	19.492	11.668
7	15:56:28.690	<b>43.701</b>	+0.267	12.536	19.432	11.733
8	15:59:02.282	<b>2:33.592</b>	+1:50.158	12.641	19.390	2:01.561
9	15:59:47.586	<b>45.304</b>	+1.870	13.921	19.548	11.835
10	16:00:31.212	<b>43.626</b>	+0.192	12.610	<b>19.302</b>	11.714
11	16:01:14.726	<b>43.514</b>	+0.080	12.571	19.325	11.618
12	16:01:58.221	<b>43.495</b>	+0.061	12.589	19.303	<b>11.603</b>
13	16:02:41.655	<b>43.434</b>		12.589	19.332	11.618
14	16:03:25.272	<b>43.617</b>	+0.183	12.558	19.353	11.706
15	16:04:08.750	<b>43.478</b>	+0.044	12.496	19.308	11.674

Lap	Time of Day	Lap Tm	Diff	S1 Tm	S2 Tm	S3 Tm
<b>(523) Karol Pasiewicz</b>						
1	15:52:09.697	<b>49.888</b>	+6.664	15.158	21.462	13.268
2	15:52:54.359	<b>44.662</b>	+1.438	13.300	19.737	<b>11.625</b>
3	15:53:37.583	<b>43.224</b>		<b>12.355</b>	<b>19.235</b>	11.634

Lap	Time of Day	Lap Tm	Diff	S1 Tm	S2 Tm	S3 Tm
<b>(435) Jory Molema</b>						
1	15:52:32.004	<b>57.759</b>	+13.783	19.318	25.361	13.080
2	15:53:17.373	<b>45.369</b>	+1.393	13.302	19.970	12.097
3	15:54:01.571	<b>44.198</b>	+0.222	12.702	19.510	11.986
4	15:54:46.614	<b>45.043</b>	+1.067	13.049	19.793	12.201
5	15:55:31.010	<b>44.396</b>	+0.420	12.779	19.555	12.062
6	15:56:15.267	<b>44.257</b>	+0.281	12.623	19.585	12.049
7	15:56:59.558	<b>44.291</b>	+0.315	12.703	19.555	12.033
8	15:57:43.999	<b>44.441</b>	+0.465	12.678	19.694	12.069
9	15:59:15.652	<b>1:31.653</b>	+47.677	13.102	19.697	58.854
10	16:00:05.358	<b>49.706</b>	+5.730	15.823	21.330	12.553
11	16:00:49.650	<b>44.292</b>	+0.316	12.710	19.666	11.916
12	16:01:33.632	<b>43.982</b>	+0.006	12.627	<b>19.403</b>	11.952
13	16:02:17.608	<b>43.976</b>		12.664	19.496	<b>11.816</b>
14	16:03:01.693	<b>44.085</b>	+0.109	<b>12.505</b>	19.523	12.057
15	16:03:46.520	<b>44.827</b>	+0.851	13.206	19.670	11.951
16	16:04:31.636	<b>45.116</b>	+1.140	13.481	19.681	11.954
17	16:05:16.066	<b>44.430</b>	+0.454	12.823	19.731	11.876

Lap	Time of Day	Lap Tm	Diff	S1 Tm	S2 Tm	S3 Tm
<b>(429) Adrian Martinz</b>						
1	15:51:42.960	<b>51.401</b>	+8.141	16.971	22.268	12.162
2	15:52:26.942	<b>43.982</b>	+0.722	12.657	19.554	11.771
3	15:53:10.610	<b>43.668</b>	+0.408	12.588	19.419	11.661
4	15:53:54.592	<b>43.982</b>	+0.722	12.553	19.739	11.690
5	15:54:38.389	<b>43.797</b>	+0.537	12.535	19.564	11.698
6	15:55:22.019	<b>43.630</b>	+0.370	12.523	19.497	11.610
7	15:56:05.970	<b>43.951</b>	+0.691	12.496	19.293	12.162
8	15:56:49.338	<b>43.368</b>	+0.108	12.475	19.280	11.613
9	15:57:32.699	<b>43.361</b>	+0.101	12.432	19.312	11.617
10	15:58:16.577	<b>43.878</b>	+0.618	12.846	19.460	11.572
11	15:58:59.837	<b>43.250</b>		12.451	19.271	<b>11.538</b>
12	15:59:43.581	<b>43.744</b>	+0.484	12.916	19.284	11.544
13	16:00:27.025	<b>43.444</b>	+0.184	12.495	<b>19.238</b>	11.711
14	16:01:11.397	<b>44.372</b>	+1.112	12.531	20.151	11.690
15	16:01:54.804	<b>43.407</b>	+0.147	12.441	19.367	11.599
16	16:02:38.148	<b>43.344</b>	+0.084	<b>12.423</b>	19.340	11.581
17	16:03:21.672	<b>43.524</b>	+0.264	12.504	19.360	11.660
18	16:04:05.012	<b>43.340</b>	+0.080	12.427	19.342	11.571
19	16:04:48.377	<b>43.365</b>	+0.105	12.490	19.270	11.605
20	16:05:31.793	<b>43.416</b>	+0.156	12.455	19.289	11.672

Lap	Time of Day	Lap Tm	Diff	S1 Tm	S2 Tm	S3 Tm
<b>(425) Noah Gounot</b>						
1	15:51:16.000	<b>52.323</b>	+8.903	18.284	21.747	12.292
2	15:52:00.244	<b>44.244</b>	+0.824	12.820	19.727	11.697
3	15:52:43.976	<b>43.732</b>	+0.312	12.553	19.405	11.774
4	15:53:27.704	<b>43.728</b>	+0.308	12.593	19.348	11.787
5	15:54:11.756	<b>44.052</b>	+0.632	12.977	19.406	11.669
6	15:54:55.510	<b>43.754</b>	+0.334	12.687	19.372	11.695
7	15:55:39.114	<b>43.604</b>	+0.184	12.568	19.366	11.670
8	15:56:22.993	<b>43.879</b>	+0.459	12.571	19.377	11.931

Orbits





### DSKC - KZ2

### Test-Session 4 even

Track length: 1.110 Km  
Session Started: 18:12:37  
Best Lap by: 466 - Maximilian Schreyer - 42.667

Rank	#	Driver	Nat	Sponsor Entrant	Nat	License E-License	Make	laps	Best Lap	Diff	In Lap	Penalty
1	466	Maximilian Schreyer	DEU	Maranello SRP Factory Team	DEU	ITE 31254 BIC38275	Maranello/TM /Vega	14	42.667		13	
2	442	Maximilian Schleimer	DEU	ADAC Mittelrhein e.V. Maranello SRP Factory Team	DEU	ITE 11572 KBF38275	Maranello/TM/Vega	15	42.675	0.008	8	
3	440	Enzo Bol	NLD	SP Motorsport	NLD	ITE42526 IBL47253	KR/TM/Vega	13	42.740	0.073	11	
4	426	Siep Kuypers	NLD	CRG Holland	NLD	ITE52719 155221008	CRG/TM/Vega	19	42.767	0.100	19	
5	408	Florian Breitenbach	DEU	Maranello SRP Factory Team	DEU	ITE 16880 KBF38275	Maranello/TM /Vega	16	42.931	0.264	14	
6	420	Nathalie Kreitz	DEU	VDB Kart Racing	DEU	ITE 14979 KBF10478	Birel ART/TM/Vega	17	42.956	0.289	13	
7	436	Cedric Malk	CHE	Millennium Racing	DEU	ITE1350 KBF38042	Tony Kart/TM/Vega	16	43.083	0.416	14	
8	412	Ajdin Jatic	NLD	Falcon Racing Team	NLD	ITE52317 12131007	Falcon/TM/Vega	16	43.086	0.419	16	
9	520	Julius Lassen	DNK	Maranello SRP Factory Team	DEU	ITE 34322 BIC38275	Maranello /TM /Vega	17	43.114	0.447	17	
10	468	Rick Hartmann	DEU	MSC -Langenfeld e.V. im ADAC Falcon Racing Team	NLD	ITD-C18598 12133007	Falcon/TM/Vega	18	43.207	0.540	18	
11	518	Daan Zopfi	NLD	Daan Zopfi	NLD	ITE 42180 IDC42180	Birel ART/TM/Vega	19	43.245	0.578	18	
12	428	Lukas Reiböck	AUT	BIRELART RACING KSW	AUT	ITEJK2158 IBLBK 102	Birel ART/TM/VEGA	18	43.263	0.596	18	
13	410	Maurice Schenck	DEU	APEX Performance	DEU	ITE 10412 KBF38438	Maranello/TM/Vega	16	43.300	0.633	13	
14	444	Lars Ossenbeck	DEU	ADAC Niedersachsen/ Sachsen-Anhalt e.V.	DEU	ITE 38498 BIC38443	Maranello/TM/Vega	9	43.375	0.708	8	
15	524	Svenja Dreher	DEU	Mach1 Motorsport	DEU	ITE 24813 IBL20651	Mach1/TM/Vega	7	43.406	0.739	7	
16	424	Noah Kaltenbach	DEU	7L-Performance	DEU	ITE 41550 KBF38668	Tony Kart/TM /Vega	13	43.538	0.871	4	
17	488	David Gorcica	CZE	FORZA RACING z.s.	CZE	ITE24AS0361 IBL24AT00331	MS KART/TM/Vega	13	43.678	1.011	11	
18	406	Christian Breiter	DEU	ADAC Niedersachsen/ Sachsen-Anhalt e.V.	DEU	NKA16756 BIC38443	Maranello/TM/Vega	20	43.681	1.014	18	
19	416	Jayden Gushiken	DEU	7L-Performance	DEU	NKA41655 KBF38668	Tony Kart /TM /Vega	11	43.784	1.117	8	
20	418	Noah Höß	DEU	Solgat Motorsport	DEU	ITE 19884 BIF42332	Birel ART/TM/Vega	12	43.801	1.134	6	
21	452	Erik Müller	DEU	Mach1 Motorsport	DEU	ITE 17884 BIC20651	Mach1/TM /Vega	9	43.896	1.229	8	
22	430	Andreas Dresen	DEU	Maranello SRP Factory Team	DEU	ITC-C28031 KBF38275	Maranello/TM/Vega	7	43.917	1.250	5	
23	454	Markus Rausch	DEU	Markus Rausch	DEU	ITE 11242 IDC11242	Maranello/TM/Vega	19	43.930	1.263	18	

Timekeeper  
M.Riehmers

Race Director  
H.Seidel

These results are provisional until the conclusion of any judicial and technical matters!





INT. ADAC Kartrennen Kerpen

DSKC - KZ2

Erftlandring Kerpen 1,110 Km

Test-Session 4 even

19.07.2024 18:10

Practice (15:00 Time) started at 18:12:37

Lap	Time of Day	Lap Tm	Diff	S1 Tm	S2 Tm	S3 Tm
(466) Maximilian Schreyer						
1	18:17:38.542	<b>47.737</b>	+5.070	15.773	20.119	11.845
2	18:18:22.525	<b>43.983</b>	+1.316	12.599	19.456	11.928
3	18:19:05.851	<b>43.326</b>	+0.659	12.514	19.228	11.584
4	18:19:49.000	<b>43.149</b>	+0.482	12.469	19.165	11.515
5	18:20:32.672	<b>43.672</b>	+1.005	12.350	19.181	12.141
6	18:21:16.107	<b>43.435</b>	+0.768	12.408	19.347	11.680
7	18:21:59.187	<b>43.080</b>	+0.413	12.402	19.155	11.523
8	18:22:42.259	<b>43.072</b>	+0.405	12.381	19.122	11.569
9	18:24:03.641	<b>1:21.382</b>	+38.715	12.410	19.745	49.227
10	18:24:47.553	<b>43.912</b>	+1.245	13.153	19.228	11.531
11	18:25:30.513	<b>42.960</b>	+0.293	12.452	19.049	11.459
12	18:26:13.363	<b>42.850</b>	+0.183	12.324	19.008	11.518
13	18:26:56.030	<b>42.657</b>		<b>12.301</b>	<b>18.938</b>	<b>11.428</b>
14	18:27:38.750	<b>42.720</b>	+0.053	12.336	18.950	11.434

Lap	Time of Day	Lap Tm	Diff	S1 Tm	S2 Tm	S3 Tm
(442) Maximilian Schleimer						
1	18:13:48.224	<b>54.504</b>	+11.829	19.710	21.773	13.021
2	18:14:34.416	<b>46.192</b>	+3.517	13.630	20.378	12.184
3	18:15:18.647	<b>44.231</b>	+1.556	13.245	19.330	11.656
4	18:16:02.663	<b>44.016</b>	+1.341	12.562	19.798	11.656
5	18:16:46.012	<b>43.349</b>	+0.674	12.693	19.097	11.559
6	18:17:28.799	<b>42.787</b>	+0.112	12.349	19.029	11.409
7	18:18:11.502	<b>42.703</b>	+0.028	12.304	18.996	11.403
8	18:18:54.177	<b>42.675</b>		<b>12.223</b>	<b>18.965</b>	11.487
9	18:19:37.315	<b>43.138</b>	+0.463	12.428	19.000	11.710
10	18:20:20.580	<b>43.265</b>	+0.590	12.717	19.058	11.490
11	18:21:54.750	<b>1:34.170</b>	+51.495	12.409	19.086	1:02.675
12	18:22:38.957	<b>44.207</b>	+1.532	13.482	19.199	11.526
13	18:23:21.730	<b>42.773</b>	+0.098	12.329	19.061	<b>11.383</b>
14	18:24:04.507	<b>42.777</b>	+0.102	12.329	18.984	11.464
15	18:24:47.987	<b>43.480</b>	+0.805	12.712	19.300	11.468

Lap	Time of Day	Lap Tm	Diff	S1 Tm	S2 Tm	S3 Tm
(440) Enzo Bol						
1	18:16:42.679	<b>53.723</b>	+10.983	17.701	23.271	12.751
2	18:17:27.277	<b>44.598</b>	+1.858	13.073	19.770	11.755
3	18:18:10.263	<b>42.986</b>	+0.246	12.389	19.100	11.497
4	18:18:53.124	<b>42.861</b>	+0.121	12.344	19.050	11.467
5	18:19:37.168	<b>44.044</b>	+1.304	12.335	19.566	12.143
6	18:20:20.406	<b>43.238</b>	+0.498	12.581	19.176	11.481
7	18:22:36.659	<b>3:16.253</b>	+2:33.513	12.790	19.151	2:44.312
8	18:24:22.505	<b>45.846</b>	+3.106	14.283	19.751	11.812
9	18:25:07.213	<b>44.708</b>	+1.968	12.405	20.663	11.640
10	18:25:49.959	<b>42.746</b>	+0.006	<b>12.312</b>	18.994	11.440
11	18:26:32.699	<b>42.740</b>		12.363	<b>18.964</b>	11.413
12	18:27:21.018	<b>48.319</b>	+5.579	14.366	22.458	11.495
13	18:28:03.796	<b>42.778</b>	+0.038	12.386	18.986	<b>11.406</b>

Lap	Time of Day	Lap Tm	Diff	S1 Tm	S2 Tm	S3 Tm
(426) Sjep Kuypers						
1	18:13:45.697	<b>53.490</b>	+10.723	17.582	22.039	13.869
2	18:14:33.107	<b>47.410</b>	+4.643	14.299	20.693	12.418
3	18:15:17.278	<b>44.171</b>	+1.404	12.992	19.471	11.708
4	18:16:01.018	<b>43.740</b>	+0.973	12.504	19.520	11.716
5	18:16:44.256	<b>43.238</b>	+0.471	12.485	19.186	11.567
6	18:17:27.496	<b>43.240</b>	+0.473	12.397	19.158	11.685
7	18:18:11.068	<b>43.572</b>	+0.805	12.718	19.264	11.590
8	18:18:54.042	<b>42.974</b>	+0.207	<b>12.318</b>	19.121	11.535
9	18:19:37.751	<b>43.709</b>	+0.942	12.819	19.089	11.801
10	18:20:21.531	<b>43.780</b>	+1.013	13.303	19.051	<b>11.426</b>
11	18:22:17.686	<b>1:56.155</b>	+1:13.388	12.535	19.451	1:24.169
12	18:23:04.412	<b>46.726</b>	+3.959	14.788	20.076	11.862
13	18:23:47.414	<b>43.002</b>	+0.235	12.462	19.025	11.515
14	18:24:30.424	<b>43.010</b>	+0.243	12.343	19.146	11.521
15	18:25:15.579	<b>45.155</b>	+2.388	12.390	21.068	11.697
16	18:25:59.389	<b>43.810</b>	+1.043	12.384	19.546	11.880
17	18:26:42.230	<b>42.841</b>	+0.074	12.355	19.015	11.471
18	18:27:25.071	<b>42.841</b>	+0.074	12.356	19.054	11.431
19	18:28:07.838	<b>42.757</b>		12.333	<b>18.991</b>	11.443

Lap	Time of Day	Lap Tm	Diff	S1 Tm	S2 Tm	S3 Tm
(408) Florian Breitenbach						
1	18:14:24.345	<b>52.162</b>	+9.231	17.745	21.626	12.791
2	18:15:08.813	<b>44.468</b>	+1.537	12.971	19.681	11.816
3	18:15:52.590	<b>43.777</b>	+0.846	12.588	19.394	11.795

Lap	Time of Day	Lap Tm	Diff	S1 Tm	S2 Tm	S3 Tm
4	18:16:36.099	<b>43.509</b>	+0.578	12.534	19.312	11.663
5	18:17:19.502	<b>43.403</b>	+0.472	12.498	19.286	11.619
6	18:18:02.873	<b>43.371</b>	+0.440	12.537	19.293	11.541
7	18:18:46.211	<b>43.338</b>	+0.407	12.436	19.357	11.545
8	18:19:29.332	<b>43.121</b>	+0.190	12.380	19.194	11.547
9	18:20:12.513	<b>43.181</b>	+0.250	12.400	19.189	11.592
10	18:23:25.542	<b>3:13.029</b>	+2:30.098	12.468	19.526	2:41.035
11	18:24:11.084	<b>45.542</b>	+2.611	14.546	19.365	11.631
12	18:24:54.235	<b>43.151</b>	+0.220	12.391	19.253	11.507
13	18:25:37.423	<b>43.188</b>	+0.257	12.397	19.240	11.551
14	18:26:20.354	<b>42.931</b>		<b>12.321</b>	<b>19.142</b>	11.468
15	18:27:03.530	<b>43.176</b>	+0.245	12.340	19.332	11.504
16	18:27:46.479	<b>42.949</b>	+0.018	12.331	19.188	<b>11.430</b>

Lap	Time of Day	Lap Tm	Diff	S1 Tm	S2 Tm	S3 Tm
(420) Nathalie Kreitz						
1	18:13:48.989	<b>50.656</b>	+7.700	17.005	21.018	12.633
2	18:14:35.572	<b>46.583</b>	+3.627	14.383	20.180	12.020
3	18:15:20.031	<b>44.459</b>	+1.503	12.777	19.731	11.951
4	18:16:04.986	<b>44.955</b>	+1.999	13.091	19.883	11.981
5	18:16:55.290	<b>50.304</b>	+7.348	14.192	22.562	13.550
6	18:17:40.669	<b>45.379</b>	+2.423	14.303	19.433	11.643
7	18:18:24.070	<b>43.401</b>	+0.445	12.611	19.131	11.659
8	18:19:07.716	<b>43.646</b>	+0.690	12.479	19.277	11.890
9	18:19:50.868	<b>43.152</b>	+0.196	12.482	19.088	11.582
10	18:21:25.368	<b>1:34.500</b>	+51.544	12.456	19.279	1:02.765
11	18:22:10.138	<b>44.770</b>	+1.814	13.782	19.387	11.601
12	18:22:53.253	<b>43.115</b>	+0.159	12.449	19.096	11.570
13	18:23:36.209	<b>42.956</b>		12.365	19.087	11.504
14	18:24:19.226	<b>43.017</b>	+0.061	12.338	19.118	11.561
15	18:25:02.338	<b>43.112</b>	+0.156	12.400	19.186	11.526
16	18:25:45.348	<b>43.010</b>	+0.054	12.431	<b>19.081</b>	<b>11.498</b>
17	18:26:28.478	<b>43.130</b>	+0.174	<b>12.300</b>	19.098	11.732

Lap	Time of Day	Lap Tm	Diff	S1 Tm	S2 Tm	S3 Tm
(436) Cedric Malk						
1	18:13:39.760	<b>50.061</b>	+6.978	15.727	21.523	12.811
2	18:14:24.911	<b>45.151</b>	+2.068	13.271	19.955	11.925
3	18:15:09.130	<b>44.219</b>	+1.136	12.887	19.515	11.817
4	18:15:52.937	<b>43.807</b>	+0.724	12.623	19.520	11.664
5	18:16:36.585	<b>43.648</b>	+0.565	12.582	19.404	11.662
6	18:17:20.138	<b>43.553</b>	+0.470	12.542	19.347	11.664
7	18:18:03.579	<b>43.441</b>	+0.358	12.499	19.282	11.660
8	18:18:47.015	<b>43.436</b>	+0.353	12.465	19.302	11.669
9	18:19:30.400	<b>43.385</b>	+0.302	12.490	19.257	11.638
10	18:20:13.814	<b>43.414</b>	+0.331	12.485	19.282	11.647
11	18:24:03.191	<b>3:49.377</b>	+3:06.294	12.421	19.284	3:17.672
12	18:24:48.952	<b>45.761</b>	+2.678	14.722	19.393	11.646
13	18:25:32.191	<b>43.239</b>	+0.156	12.419	19.252	11.568
14	18:26:15.274	<b>43.033</b>		<b>12.367</b>	<b>19.174</b>	<b>11.542</b>
15	18:26:58.665	<b>43.391</b>	+0.308	12.473	19.313	11.605
16	18:27:41.877	<b>43.212</b>	+0.129	12.432	19.187	11.593

Lap	Time of Day	Lap Tm	Diff	S1 Tm	S2 Tm	S3 Tm
(412) Ajdin Jatic						
1	18:13:51.692	<b>48.357</b>	+5.271			

INT. ADAC Kartrennen Kerpen

DSKC - KZ2

Erftlandring Kerpen 1,110 Km

Test-Session 4 even

19.07.2024 18:10

Practice (15:00 Time) started at 18:12:37

Lap	Time of Day	Lap Tm	Diff	S1 Tm	S2 Tm	S3 Tm	Lap	Time of Day	Lap Tm	Diff	S1 Tm	S2 Tm	S3 Tm
5	18:17:23.213	<b>43.443</b>	+0.329	12.492	19.333	11.618	(410) Maurice Schenck						
6	18:18:07.050	<b>43.837</b>	+0.723	12.590	19.528	11.719	1	18:14:33.026	<b>52.785</b>	+9.485	18.077	21.899	12.809
7	18:18:50.822	<b>43.772</b>	+0.658	12.593	19.513	11.666	2	18:15:18.194	<b>45.168</b>	+1.868	13.426	19.773	11.969
8	18:19:34.232	<b>43.410</b>	+0.296	12.442	19.322	11.646	3	18:16:02.449	<b>44.255</b>	+0.955	12.711	19.638	11.906
9	18:20:17.794	<b>43.562</b>	+0.448	12.457	19.458	11.647	4	18:16:47.018	<b>44.569</b>	+1.269	13.183	19.679	11.707
10	18:21:14.026	<b>56.232</b>	+13.118	21.811	22.231	12.190	5	18:17:30.555	<b>43.537</b>	+0.237	12.479	19.394	11.664
11	18:21:57.731	<b>43.705</b>	+0.591	12.647	19.364	11.694	6	18:18:14.277	<b>43.722</b>	+0.422	12.520	19.476	11.726
12	18:22:41.435	<b>43.704</b>	+0.590	12.475	11.808		7	18:18:58.708	<b>44.431</b>	+1.131	12.991	19.718	11.722
13	18:23:24.870	<b>43.435</b>	+0.321	12.473	19.311	11.651	8	18:19:42.135	<b>43.427</b>	+0.127	12.508	19.293	11.626
14	18:24:08.114	<b>43.244</b>	+0.130	12.446	19.254	<b>11.544</b>	9	18:20:25.799	<b>43.664</b>	+0.364	12.582	19.452	11.630
15	18:24:51.473	<b>43.359</b>	+0.245	12.456	19.337	11.566	10	18:23:25.892	<b>3:00.093</b>	+2:16.793	12.489	19.398	2:28.206
16	18:25:34.838	<b>43.365</b>	+0.251	12.452	19.328	11.585	11	18:24:11.554	<b>45.662</b>	+2.362	14.553	19.460	11.649
17	18:26:17.952	<b>43.114</b>		12.384	<b>19.166</b>	11.564	12	18:24:54.893	<b>43.339</b>	+0.039	12.476	19.270	<b>11.593</b>
(468) Rick Hartmann							13	18:25:38.193	<b>43.300</b>		<b>12.383</b>	19.306	11.611
1	18:14:24.616	<b>51.411</b>	+8.204	17.416	21.263	12.732	14	18:26:21.575	<b>43.382</b>	+0.082	12.450	19.280	11.652
2	18:15:09.452	<b>44.837</b>	+1.630	13.393	19.506	11.938	15	18:27:04.887	<b>43.312</b>	+0.012	12.420	<b>19.260</b>	11.632
3	18:15:53.279	<b>43.827</b>	+0.620	12.592	19.465	11.770	16	18:27:48.372	<b>43.485</b>	+0.185	12.532	19.289	11.664
4	18:16:36.851	<b>43.572</b>	+0.365	12.524	19.367	11.681	(444) Lars Ossenbeck						
5	18:17:20.491	<b>43.640</b>	+0.433	12.581	19.346	11.713	1	18:18:22.657	<b>51.157</b>	+7.782	17.289	21.471	12.397
6	18:18:03.865	<b>43.374</b>	+0.167	12.469	19.263	11.642	2	18:19:07.811	<b>45.154</b>	+1.779	13.199	19.756	12.199
7	18:18:47.226	<b>43.361</b>	+0.154	12.406	19.289	11.666	3	18:19:51.552	<b>43.741</b>	+0.366	12.741	19.296	11.704
8	18:19:30.748	<b>43.522</b>	+0.315	12.471	19.409	11.642	4	18:20:35.022	<b>43.470</b>	+0.095	12.602	19.259	<b>11.609</b>
9	18:20:14.093	<b>43.345</b>	+0.138	<b>12.381</b>	19.305	11.659	5	18:21:18.452	<b>43.430</b>	+0.055	12.483	<b>19.219</b>	11.728
10	18:22:30.470	<b>2:16.377</b>	+1:33.170	12.417	19.213	1:44.747	6	18:22:06.063	<b>47.611</b>	+4.236	12.580	21.958	13.073
11	18:23:14.598	<b>44.128</b>	+0.921	13.114	19.341	11.673	7	18:22:51.450	<b>45.387</b>	+2.012	13.853	19.699	11.835
12	18:23:58.071	<b>43.473</b>	+0.266	12.472	<b>19.196</b>	11.805	8	18:23:34.825	<b>43.375</b>		12.467	19.295	11.613
13	18:24:41.791	<b>43.720</b>	+0.513	12.605	19.456	11.659	9	18:24:18.327	<b>43.502</b>	+0.127	<b>12.382</b>	19.239	11.881
14	18:25:25.293	<b>43.502</b>	+0.295	12.474	19.391	11.637	(524) Svenja Dreher						
15	18:26:08.633	<b>43.340</b>	+0.133	12.490	19.220	11.630	1	18:13:54.854	<b>53.080</b>	+9.674	17.720	22.081	13.279
16	18:26:51.998	<b>43.365</b>	+0.158	12.473	19.287	11.605	2	18:15:27.211	<b>1:32.357</b>	+48.951	13.360	20.012	58.985
17	18:27:35.251	<b>43.253</b>	+0.046	12.453	19.214	<b>11.586</b>	3	18:16:13.583	<b>46.372</b>	+2.966	13.933	20.312	12.127
18	18:28:18.458	<b>43.207</b>		12.403	19.206	11.598	4	18:16:57.983	<b>44.400</b>	+0.994	12.771	19.719	11.910
(518) Daan Zopfi							5	18:26:28.996	<b>9:31.013</b>	+8:47.607	12.719	19.571	8:58.723
1	18:13:51.518	<b>49.243</b>	+5.998	16.046	20.856	12.341	6	18:27:14.264	<b>45.268</b>	+1.862	13.697	19.600	11.971
2	18:14:36.024	<b>44.506</b>	+1.261	13.217	19.575	11.714	7	18:27:57.670	<b>43.406</b>		<b>12.494</b>	<b>19.238</b>	<b>11.674</b>
3	18:15:20.373	<b>44.349</b>	+1.104	12.673	19.643	12.033	(424) Noah Kaltenbach						
4	18:16:05.200	<b>44.827</b>	+1.582	12.944	19.854	12.029	1	18:19:22.152	<b>59.666</b>	+16.128	21.337	24.884	13.445
5	18:16:49.687	<b>44.487</b>	+1.242	12.742	19.746	11.999	2	18:20:09.214	<b>47.062</b>	+3.524	13.868	20.739	12.455
6	18:17:34.385	<b>44.698</b>	+1.453	12.775	19.817	12.106	3	18:20:54.174	<b>44.960</b>	+1.422	13.013	19.957	11.990
7	18:18:17.901	<b>43.516</b>	+0.271	12.560	19.360	11.596	4	18:21:37.712	<b>43.538</b>		<b>12.561</b>	19.446	<b>11.531</b>
8	18:19:01.279	<b>43.378</b>	+0.133	12.530	19.266	11.582	5	18:22:22.776	<b>45.064</b>	+1.526	13.631	19.834	11.599
9	18:20:28.530	<b>1:27.251</b>	+44.006	12.504	19.313	55.434	6	18:23:06.490	<b>43.714</b>	+0.176	12.568	19.410	11.736
10	18:21:13.261	<b>44.731</b>	+1.486	13.304	19.707	11.720	7	18:23:50.076	<b>43.586</b>	+0.048	12.599	19.340	11.647
11	18:21:56.887	<b>43.626</b>	+0.381	12.635	19.346	11.645	8	18:24:33.617	<b>43.541</b>	+0.003	12.587	<b>19.272</b>	11.682
12	18:22:40.188	<b>43.301</b>	+0.056	12.477	19.237	11.587	9	18:25:17.919	<b>44.302</b>	+0.764	13.128	19.449	11.725
13	18:23:23.602	<b>43.414</b>	+0.169	12.537	19.266	11.611	10	18:26:01.599	<b>43.680</b>	+0.142	12.575	19.401	11.704
14	18:24:06.987	<b>43.385</b>	+0.140	12.494	19.276	11.615	11	18:26:45.825	<b>44.226</b>	+0.688	12.596	20.058	11.572
15	18:24:50.560	<b>43.573</b>	+0.328	<b>12.474</b>	19.455	11.644	12	18:27:29.588	<b>43.763</b>	+0.225	12.598	19.445	11.720
16	18:25:34.050	<b>43.490</b>	+0.245	12.495	19.302	11.693	13	18:28:13.215	<b>43.627</b>	+0.089	12.632	19.409	11.586
17	18:26:17.563	<b>43.513</b>	+0.268	12.491	19.361	11.661	(488) David Gorcica						
18	18:27:00.808	<b>43.245</b>		12.541	<b>19.151</b>	<b>11.553</b>	1	18:14:01.512	<b>56.318</b>	+12.640	21.141	22.945	12.232
19	18:27:44.130	<b>43.322</b>	+0.077	12.491	19.242	11.589	2	18:14:47.026	<b>45.514</b>	+1.836	13.032	19.903	12.579
(428) Lukas Reiböck							3	18:15:31.242	<b>44.216</b>	+0.538	12.805	19.618	11.793
1	18:13:50.012	<b>49.873</b>	+6.610	17.284	20.563	12.026	4	18:16:15.393	<b>44.151</b>	+0.473	12.768	19.597	11.786
2	18:14:34.915	<b>44.903</b>	+1.640	12.782	19.894	12.227	5	18:16:59.371	<b>43.978</b>	+0.300	12.647	19.562	11.769
3	18:15:19.928	<b>45.013</b>	+1.750	13.210	19.699	12.104	6	18:17:43.162	<b>43.791</b>	+0.113	<b>12.571</b>	19.492	11.728
4	18:16:03.802	<b>43.874</b>	+0.611	12.757	19.406	11.711	7	18:18:27.096	<b>43.934</b>	+0.256	12.677	19.531	11.726
5	18:16:47.277	<b>43.476</b>	+0.212	12.517	19.336	11.622	8	18:19:10.937	<b>43.841</b>	+0.163	12.633	<b>19.342</b>	11.866
6	18:17:30.768	<b>43.491</b>	+0.228	<b>12.438</b>	19.444	11.609	9	18:19:54.682	<b>43.745</b>	+0.067	12.616	19.444	11.685
7	18:18:14.367	<b>43.599</b>	+0.336	12.469	19.470	11.660	10	18:20:38.440	<b>43.758</b>	+0.080	12.573	19.538	11.647
8	18:18:57.777	<b>43.410</b>	+0.147	12.599	19.262	11.549	11	18:21:22.118	<b>43.678</b>		12.617	19.425	<b>11.636</b>
9	18:19:41.207	<b>43.430</b>	+0.167	12.466	19.243	11.721	12	18:22:06.770	<b>44.652</b>	+0.974	12.626	19.642	12.384
10	18:20:24.675	<b>43.468</b>	+0.205	12.547	19.297	11.624	13	18:22:50.992	<b>44.222</b>	+0.544	12.641	19.367	12.214
11	18:22:35.922	<b>2:11.247</b>	+1:27.984	12.651	19.562	1:39.034	(406) Christian Breiter						
12	18:23:20.422	<b>44.500</b>	+1.237	13.498	19.338	11.664	1	18:13:51.349	<b>50.202</b>	+6.521	16.836	21.028	12.338
13	18:24:03.890	<b>43.468</b>	+0.205	12.578	19.285	11.605	2	18:14:37.783	<b>46.434</b>	+2.753	14.210	20.081	12.143
14	18:24:48.319	<b>44.429</b>	+1.166	13.231	19.478	<b>11.520</b>	3	18:15:22.300	<b>44.517</b>	+0.836	12.868	19.664	11.985
15	18:25:31.617	<b>43.298</b>	+0.035	12.452	<b>19.235</b>	11.611	4	18:16:06.737	<b>44.437</b>	+0.756	12.805	19.632	12.000
16	18:26:14.916	<b>43.299</b>	+0.036	12.444	19.308	11.547	Orbits						
17	18:26:58.947	<b>44.031</b>	+0.768	12.628	19.683	11.720							
18	18:27:42.210	<b>43.263</b>		12.447	19.235	11.581							



INT. ADAC Kartrennen Kerpen

DSKC - KZ2

Erftlandring Kerpen 1,110 Km

Test-Session 4 even

19.07.2024 18:10

Practice (15:00 Time) started at 18:12:37

Lap	Time of Day	Lap Tm	Diff	S1 Tm	S2 Tm	S3 Tm	Lap	Time of Day	Lap Tm	Diff	S1 Tm	S2 Tm	S3 Tm
5	18:16:50.930	<b>44.193</b>	+0.512	12.676	19.624	11.893	10	18:20:31.869	<b>44.003</b>	+0.073	12.656	19.497	11.850
6	18:17:34.912	<b>43.982</b>	+0.301	12.717	19.413	11.852	11	18:21:16.436	<b>44.567</b>	+0.637	12.998	19.588	11.981
7	18:18:19.361	<b>44.449</b>	+0.768	12.828	19.585	12.036	12	18:22:01.120	<b>44.684</b>	+0.754	12.731	19.898	12.055
8	18:19:04.185	<b>44.824</b>	+1.143	12.941	19.837	12.046	13	18:22:45.435	<b>44.315</b>	+0.385	12.912	19.481	11.922
9	18:19:48.118	<b>43.933</b>	+0.252	12.736	19.391	11.806	14	18:23:29.583	<b>44.148</b>	+0.218	12.835	19.419	11.894
10	18:20:33.629	<b>45.511</b>	+1.830	12.669	19.488	13.354	15	18:24:13.605	<b>44.022</b>	+0.092	12.662	19.418	11.942
11	18:21:18.235	<b>44.606</b>	+0.925	12.728	19.992	11.886	16	18:24:57.642	<b>44.037</b>	+0.107	<b>12.649</b>	19.465	11.923
12	18:22:04.322	<b>46.087</b>	+2.406	12.605	21.330	12.152	17	18:25:41.776	<b>44.134</b>	+0.204	12.776	<b>19.409</b>	11.949
13	18:22:48.562	<b>44.240</b>	+0.559	12.696	19.562	11.982	18	18:26:25.706	<b>43.930</b>		12.685	19.459	<b>11.786</b>
14	18:23:32.379	<b>43.817</b>	+0.136	12.646	<b>19.341</b>	11.830	19	18:27:09.704	<b>43.998</b>	+0.068	12.669	19.428	11.901
15	18:24:16.806	<b>44.427</b>	+0.746	12.689	19.685	12.053							
16	18:25:00.719	<b>43.913</b>	+0.232	12.620	19.394	11.899							
17	18:25:44.659	<b>43.940</b>	+0.259	12.742	19.408	11.790							
18	18:26:28.340	<b>43.681</b>		<b>12.667</b>	19.369	11.745							
19	18:27:12.264	<b>43.924</b>	+0.243	12.714	19.478	<b>11.732</b>							
20	18:27:56.364	<b>44.100</b>	+0.419	12.914	19.366	11.820							

[416] Jayden Gushiken

1	18:13:43.285	<b>50.726</b>	+6.942	16.156	21.688	12.882
2	18:14:28.499	<b>45.214</b>	+1.430	13.284	19.961	11.969
3	18:15:12.866	<b>44.367</b>	+0.583	12.934	19.562	11.871
4	18:15:57.017	<b>44.151</b>	+0.367	12.755	19.565	11.831
5	18:16:41.102	<b>44.085</b>	+0.301	12.647	19.638	11.800
6	18:17:24.910	<b>43.808</b>	+0.024	12.702	19.474	11.632
7	18:18:08.862	<b>43.952</b>	+0.168	12.675	19.544	11.733
8	18:18:52.646	<b>43.784</b>		<b>12.695</b>	19.405	11.784
9	18:19:36.645	<b>43.999</b>	+0.215	12.649	19.435	11.915
10	18:20:21.229	<b>44.584</b>	+0.800	13.751	<b>19.259</b>	<b>11.574</b>
11	18:21:05.071	<b>43.842</b>	+0.058	12.685	19.451	11.706

[418] Noah Häß

1	18:14:34.345	<b>56.352</b>	+12.551	18.114	24.746	13.492
2	18:15:23.963	<b>49.618</b>	+5.817	17.062	20.272	12.284
3	18:16:08.732	<b>44.769</b>	+0.968	13.023	19.824	11.922
4	18:16:52.833	<b>44.101</b>	+0.300	12.721	19.570	11.810
5	18:17:36.801	<b>43.968</b>	+0.167	12.777	19.494	<b>11.697</b>
6	18:18:20.602	<b>43.801</b>		12.630	19.459	11.712
7	18:19:04.550	<b>43.948</b>	+0.147	12.701	19.486	11.761
8	18:19:48.448	<b>43.898</b>	+0.097	12.592	19.568	11.738
9	18:22:29.233	<b>2:40.785</b>	+1:56.984	12.628	19.885	2:08.272
10	18:23:13.981	<b>44.748</b>	+0.947	13.406	19.547	11.795
11	18:23:57.869	<b>43.888</b>	+0.087	12.669	<b>19.450</b>	11.769
12	18:24:43.366	<b>45.497</b>	+1.696	<b>12.590</b>	20.839	12.068

[452] Erik Müller

1	18:13:57.486	<b>54.436</b>	+10.540	17.574	23.099	13.763
2	18:14:48.044	<b>50.558</b>	+6.662	14.279	22.360	13.919
3	18:15:36.266	<b>48.222</b>	+4.326	13.799	21.438	12.985
4	18:16:24.151	<b>47.885</b>	+3.989	13.918	21.781	12.186
5	18:17:08.758	<b>44.607</b>	+0.711	12.829	19.693	12.085
6	18:17:55.075	<b>46.317</b>	+2.421	14.539	19.848	11.930
7	18:18:39.269	<b>44.194</b>	+0.298	12.638	19.708	11.848
8	18:19:23.165	<b>43.896</b>		<b>12.581</b>	<b>19.472</b>	<b>11.843</b>
9	18:20:07.714	<b>44.549</b>	+0.653	12.857	19.680	12.012

[430] Andreas Dresen

1	18:15:37.268	<b>57.632</b>	+13.715	16.774	27.133	13.725
2	18:16:23.841	<b>46.573</b>	+2.656	13.833	20.316	12.424
3	18:17:08.522	<b>44.681</b>	+0.764	12.952	19.697	12.032
4	18:17:52.968	<b>44.446</b>	+0.529	12.793	19.686	11.967
5	18:18:36.885	<b>43.917</b>		12.644	19.423	<b>11.850</b>
6	18:20:15.157	<b>1:38.272</b>	+54.355	<b>12.581</b>	<b>19.415</b>	1:06.276
7	18:21:11.200	<b>56.043</b>	+12.126	15.973	26.672	13.398

[454] Markus Rausch

1	18:13:48.886	<b>50.864</b>	+6.934	16.913	21.290	12.661
2	18:14:34.758	<b>45.872</b>	+1.942	13.431	20.172	12.269
3	18:15:19.812	<b>45.054</b>	+1.124	13.261	19.716	12.077
4	18:16:04.900	<b>45.088</b>	+1.158	13.217	19.757	12.114
5	18:16:49.540	<b>44.640</b>	+0.710	12.917	19.758	11.965
6	18:17:34.268	<b>44.728</b>	+0.798	12.794	19.855	12.079
7	18:18:19.118	<b>44.850</b>	+0.920	13.254	19.649	11.947
8	18:19:03.647	<b>44.529</b>	+0.599	13.059	19.600	11.870
9	18:19:47.866	<b>44.219</b>	+0.289	12.791	19.532	11.896



### DSKC - KZ2

### Test-Session 4 odd

Track length: 1.110 Km


Session Started: 18:33:54

Best Lap by: 423 - Claudia Henning - 42.569

Rank	#	Driver	Nat	Sponsor Entrant	Nat	License E-License	Make	laps	Best Lap	Diff	In Lap	Penalty
1	423	Claudia Henning	DEU	Henning Claudia	DEU	ITE11645 IDC11645	Birel ART/TM/Vega	19	42.569		19	
2	477	Dion van Werven	NLD	Wilfred van Werven	NLD	ITE49844 EL50365	CRG/TM/Vega	15	42.671	0.102	13	
3	427	Emma Felbermayr	AUT	TB Racing Team	DEU	ITEJK2003 KBF38262	KR/TM/Vega	14	42.748	0.179	12	
4	431	Simon Rechenmacher	DEU	TB Racing Team	DEU	ITE 38327 KBF38262	KR/TM/Vega	15	42.862	0.293	12	
5	417	Emanuel Mai	DEU	Solgat Motorsport	DEU	ITE 16484 KBF42332	Birel ART/TM/Vega	19	43.021	0.452	18	
6	415	Rouven Wilk	DEU	Mach1 Motorsport	DEU	ITE35449 KBF39310	Mach1/TM/Vega	17	43.083	0.514	13	
7	419	Dominik Reuters	DEU	Dörr Motorsport	DEU	ITE 14038 BIF38420	KR/IAME/Vega	8	43.104	0.535	8	
8	517	Derk van Silfhout	NLD	Dinand van Silfhout	NLD	44638 BEK15859	Birel ART/TM/Vega	17	43.117	0.548	17	
9	437	Felix Wischlitzi	DEU	ADAC Mittelrhein e.V. RMW Motorsport	DEU	ITE 15497 BIC39010	Tony-Kart/TM/Vega	17	43.187	0.618	17	
10	411	Philipp Salzmann	DEU	TB Racing Team	DEU	ITE40074 KBF38262	KR/TM/Vega	18	43.298	0.729	17	
11	429	Adrian Martinz	AUT	BIREL ART RACING KSW	AUT	ITEJK2072 IBLBK 102	Birel ART/TM/Vega	17	43.300	0.731	17	
12	519	Erwin Jalving	NLD	ADAC Niedersachsen/ Sachsen-Anhalt e.V.	DEU	ITE23043 BIC38443	Maranello/TM/Vega	11	43.462	0.893	10	
13	523	Karol Pasiewicz	POL	Dörr Motorsport	DEU	ITE 123 BIF38420	KR/IAME/Vega	6	43.476	0.907	6	
14	435	Jory Molema	NLD	CRG Holland	NLD	NKA33514 IBL15521008	CRG/TM/Vega	18	43.603	1.034	15	
15	525	Paul Moritz Doktor	DEU	CRG Deutschland	DEU	NKA21214 KBF42811	CRG/TM/Vega	8	44.191	1.622	5	
16	425	Noah Gounot	DEU	Solgat Motorsport	DEU	NKA30555 KBF42332	Birel ART/TM/Vega	5	44.281	1.712	5	

Timekeeper  
M.Riehmers

Race Director  
H.Seidel





INT. ADAC Kartrennen Kerpen

DSKC - KZ2

Erftlandring Kerpen 1,110 Km

Test-Session 4 odd

19.07.2024 18:30

Practice (15:00 Time) started at 18:33:54

Lap	Time of Day	Lap Tm	Diff	S1 Tm	S2 Tm	S3 Tm
<b>(423) Claudia Henning</b>						
1	18:35:02.158	<b>49.627</b>	+7.058	16.368	21.086	12.173
2	18:35:46.740	<b>44.582</b>	+2.013	13.379	19.477	11.726
3	18:36:29.896	<b>43.156</b>	+0.587	12.431	19.154	11.571
4	18:37:12.981	<b>43.085</b>	+0.516	12.435	19.123	11.527
5	18:37:55.962	<b>42.981</b>	+0.412	12.347	19.112	11.522
6	18:38:38.665	<b>42.703</b>	+0.134	12.332	<b>18.937</b>	11.434
7	18:39:21.829	<b>43.164</b>	+0.595	12.373	19.208	11.583
8	18:40:04.695	<b>42.866</b>	+0.297	12.339	19.055	11.472
9	18:40:47.424	<b>42.729</b>	+0.160	12.239	19.030	11.460
10	18:42:36.651	<b>1:49.227</b>	+1:06.658	12.286	19.053	1:17.888
11	18:43:21.028	<b>44.377</b>	+1.808	13.774	19.134	11.469
12	18:44:03.763	<b>42.735</b>	+0.166	12.310	19.030	11.395
13	18:44:49.496	<b>45.733</b>	+3.164	13.189	20.921	11.623
14	18:45:32.553	<b>43.057</b>	+0.488	12.323	19.249	11.485
15	18:46:15.249	<b>42.696</b>	+0.127	12.315	19.000	<b>11.381</b>
16	18:46:58.332	<b>43.083</b>	+0.514	12.262	19.331	11.490
17	18:47:41.018	<b>42.686</b>	+0.117	12.268	18.963	11.455
18	18:48:23.626	<b>42.608</b>	+0.039	12.231	18.975	11.402
19	18:49:06.195	<b>42.569</b>		<b>12.161</b>	18.969	11.439

Lap	Time of Day	Lap Tm	Diff	S1 Tm	S2 Tm	S3 Tm
<b>(477) Dion van Werven</b>						
1	18:36:14.329	<b>59.952</b>	+17.291	20.989	25.278	13.695
2	18:37:00.053	<b>45.724</b>	+3.053	13.616	19.894	12.214
3	18:37:44.360	<b>44.307</b>	+1.636	12.880	19.710	11.717
4	18:38:27.434	<b>43.074</b>	+0.403	12.324	19.138	11.612
5	18:39:10.513	<b>43.079</b>	+0.408	12.407	19.071	11.601
6	18:41:52.149	<b>2:41.636</b>	+1:58.965	12.536	19.356	2:09.744
7	18:42:36.837	<b>44.688</b>	+2.017	13.596	19.343	11.749
8	18:43:19.874	<b>43.037</b>	+0.366	12.397	19.114	11.526
9	18:44:02.878	<b>43.004</b>	+0.333	12.412	19.101	11.491
10	18:45:48.150	<b>1:45.272</b>	+1:02.601	13.096	20.027	1:12.149
11	18:46:32.256	<b>44.106</b>	+1.435	13.321	19.190	11.595
12	18:47:14.994	<b>42.738</b>	+0.067	12.314	18.960	<b>11.464</b>
13	18:47:57.665	<b>42.671</b>		<b>12.288</b>	<b>18.901</b>	11.482
14	18:48:41.693	<b>44.028</b>	+1.357	12.735	19.725	11.568
15	18:49:24.511	<b>42.818</b>	+0.147	12.325	19.015	11.478

Lap	Time of Day	Lap Tm	Diff	S1 Tm	S2 Tm	S3 Tm
<b>(427) Emma Felbermayr</b>						
1	18:36:27.863	<b>50.291</b>	+7.543	16.321	21.611	12.359
2	18:37:11.908	<b>44.045</b>	+1.297	12.840	19.396	11.809
3	18:37:55.244	<b>43.336</b>	+0.588	12.482	19.204	11.650
4	18:38:38.360	<b>43.116</b>	+0.368	12.444	19.105	11.567
5	18:39:22.324	<b>43.964</b>	+1.216	12.447	19.604	11.913
6	18:40:05.567	<b>43.243</b>	+0.495	12.466	19.148	11.629
7	18:43:08.386	<b>3:02.819</b>	+2:20.071	12.431	19.229	2:31.159
8	18:43:55.067	<b>46.681</b>	+3.933	14.696	20.320	11.665
9	18:44:39.116	<b>44.049</b>	+1.301	12.448	19.948	11.653
10	18:45:21.949	<b>42.833</b>	+0.085	12.291	19.085	11.457
11	18:46:04.812	<b>42.863</b>	+0.115	12.428	18.959	11.476
12	18:46:47.560	<b>42.743</b>		<b>12.353</b>	<b>18.938</b>	11.457
13	18:47:32.145	<b>44.585</b>	+1.837	12.360	20.606	11.619
14	18:48:14.936	<b>42.791</b>	+0.043	12.380	18.957	<b>11.454</b>

Lap	Time of Day	Lap Tm	Diff	S1 Tm	S2 Tm	S3 Tm
<b>(431) Simon Rechenmacher</b>						
1	18:35:50.090	<b>50.151</b>	+7.289	16.209	21.322	12.620
2	18:36:34.049	<b>43.959</b>	+1.097	12.661	19.513	11.785
3	18:37:17.534	<b>43.485</b>	+0.623	12.503	19.370	11.612
4	18:38:00.773	<b>43.239</b>	+0.377	12.416	19.206	11.617
5	18:38:43.942	<b>43.169</b>	+0.307	12.417	19.192	11.560
6	18:39:26.995	<b>43.053</b>	+0.191	12.374	19.116	11.563
7	18:40:10.121	<b>43.126</b>	+0.264	12.335	19.213	11.578
8	18:43:14.711	<b>3:04.590</b>	+2:21.728	12.344	19.764	2:32.482
9	18:43:59.736	<b>45.025</b>	+2.163	13.516	19.790	11.719
10	18:44:42.782	<b>43.046</b>	+0.184	12.370	19.141	11.535
11	18:45:25.760	<b>42.978</b>	+0.116	12.368	<b>19.076</b>	11.534
12	18:46:08.622	<b>42.862</b>		<b>12.284</b>	<b>19.082</b>	<b>11.496</b>
13	18:46:51.699	<b>43.077</b>	+0.215	12.361	19.154	11.562
14	18:47:36.501	<b>44.802</b>	+1.940	12.328	19.634	12.840
15	18:48:19.798	<b>43.297</b>	+0.435	12.372	19.360	11.565

Lap	Time of Day	Lap Tm	Diff	S1 Tm	S2 Tm	S3 Tm
<b>(417) Emanuel Mai</b>						
1	18:35:12.853	<b>56.496</b>	+13.475	18.644	24.085	13.767

Lap	Time of Day	Lap Tm	Diff	S1 Tm	S2 Tm	S3 Tm
2	18:36:02.203	<b>49.350</b>	+6.329	14.470	22.203	12.677
3	18:36:49.178	<b>46.975</b>	+3.954	13.562	20.975	12.438
4	18:37:33.935	<b>44.767</b>	+1.736	12.917	19.881	11.959
5	18:38:17.956	<b>44.021</b>	+1.000	12.712	19.568	11.741
6	18:39:01.597	<b>43.641</b>	+0.620	12.627	19.415	11.599
7	18:39:45.466	<b>43.869</b>	+0.848	12.498	19.383	11.988
8	18:40:30.664	<b>45.198</b>	+2.177	12.610	19.459	13.129
9	18:41:15.474	<b>44.810</b>	+1.789	13.438	19.345	12.027
10	18:41:58.856	<b>43.382</b>	+0.361	12.547	19.235	11.600
11	18:42:42.050	<b>43.194</b>	+0.173	12.398	19.234	11.562
12	18:44:15.749	<b>1:33.699</b>	+50.678	12.445	19.349	1:01.905
13	18:45:00.572	<b>44.823</b>	+1.802	13.543	19.486	11.794
14	18:45:44.128	<b>43.556</b>	+0.535	12.510	19.354	11.692
15	18:46:27.544	<b>43.416</b>	+0.395	12.464	19.462	11.490
16	18:47:10.920	<b>43.376</b>	+0.355	12.464	19.267	11.645
17	18:47:54.142	<b>43.222</b>	+0.201	12.415	19.286	11.521
18	18:48:37.163	<b>43.021</b>		<b>12.375</b>	<b>19.171</b>	<b>11.475</b>
19	18:49:20.283	<b>43.120</b>	+0.099	<b>12.359</b>	19.278	11.483

Lap	Time of Day	Lap Tm	Diff	S1 Tm	S2 Tm	S3 Tm
<b>(415) Rouven Wilk</b>						
1	18:35:20.449	<b>1:04.370</b>	+21.287	20.922	27.423	16.025
2	18:36:15.500	<b>55.051</b>	+11.968	16.273	24.553	14.225
3	18:37:04.801	<b>49.301</b>	+6.218	14.561	22.119	12.621
4	18:37:51.191	<b>46.390</b>	+3.307	13.990	20.073	12.327
5	18:38:36.219	<b>45.028</b>	+1.945	13.436	19.637	11.955
6	18:39:19.747	<b>43.528</b>	+0.445	12.546	19.304	11.678
7	18:40:03.348	<b>43.601</b>	+0.518	12.659	19.235	11.707
8	18:40:46.820	<b>43.472</b>	+0.389	12.490	19.349	11.633
9	18:43:38.075	<b>2:51.255</b>	+2:08.172	12.479	19.320	2:19.456
10	18:44:23.906	<b>45.831</b>	+2.748	14.516	19.476	11.839
11	18:45:07.192	<b>43.286</b>	+0.203	12.498	19.187	11.601
12	18:45:50.285	<b>43.093</b>	+0.010	12.431	<b>19.108</b>	<b>11.554</b>
13	18:46:33.368	<b>43.063</b>		<b>12.403</b>	19.121	11.559
14	18:47:16.574	<b>43.206</b>	+0.123	12.434	19.216	11.556
15	18:47:59.695	<b>43.121</b>	+0.038	<b>12.361</b>	19.179	11.581
16	18:48:42.832	<b>43.137</b>	+0.054	12.408	19.134	11.595
17	18:49:26.120	<b>43.288</b>	+0.205	12.399	19.237	11.652

Lap	Time of Day	Lap Tm	Diff	S1 Tm	S2 Tm	S3 Tm
<b>(419) Dominik Reuters</b>						
1	18:36:16.310	<b>55.087</b>	+11.983	17.473	23.052	14.562
2	18:37:02.289	<b>45.979</b>	+2.875	13.863	20.126	11.990
3	18:37:46.037	<b>43.748</b>	+0.644	12.524	19.462	11.762
4	18:38:29.566	<b>43.529</b>	+0.425	12.489	19.294	11.746
5	18:40:50.577	<b>2:21.011</b>	+1:37.907	12.917	20.189	1:47.905
6	18:41:35.108	<b>44.531</b>	+1.427	13.312	19.464	11.755
7	18:42:18.360	<b>43.252</b>	+0.148	12.457	19.240	11.555
8	18:43:01.464	<b>43.104</b>		<b>12.450</b>	<b>19.130</b>	<b>11.524</b>

Lap	Time of Day	Lap Tm	Diff	S1 Tm	S2 Tm	S3 Tm
<b>(517) Derk van Silfhout</b>						
1	18:35:01.964	<b>51.881</b>	+8.764	18.338	21.257	12.286
2	18:35:47.562	<b>45.598</b>	+2.481	13.463	20.259	11.876
3	18:36:31.371	<b>43.809</b>	+0.692	12.641	19.473	11.695
4	18:37:14.976	<b>43.605</b>	+0.488	12.648	19.307	11.650
5	18:37:58.518	<b>43.542</b>	+0.425	12.556	19.273	11.713
6	18:38:41.732	<b>43.214</b>	+0.097	12.504	19.163	<b>11.547</b>
7	18:39:25.711	<b>43.979</b>	+0.862	12.455	19.656	11.868
8	18:40:09.572	<b>43.861</b>	+0.744	12.649	19.518	11.694
9	18:40:53.093	<b>43.521</b>	+0.404	12.589	19.334	11.598
10	18:41:36.629	<b>43.536</b>	+0.419	12.583	19.363	11.590
11	18:42:20.152	<b>43.523</b>	+0.406	12.419	19.250	11.854
12	18:43:04.615	<b>44.463</b>	+1.346	13.337	19.472	11.654
13	18:43:48.007	<b>43.392</b>	+0.275	12.569	19.226	11.597
14	18:46:48.704					

INT. ADAC Kartrennen Kerpen
















DSKC - KZ2

Erftlandring Kerpen 1,110 Km

Test-Session 4 odd

19.07.2024 18:30

Practice (15:00 Time) started at 18:33:54

Lap	Time of Day	Lap Tm	Diff	S1 Tm	S2 Tm	S3 Tm	Lap	Time of Day	Lap Tm	Diff	S1 Tm	S2 Tm	S3 Tm
7	18:42:18.927	<b>3:37.608</b>	+2:54.421	12.560	19.263	3:05.785	2	18:37:08.701	<b>45.065</b>	+1.462	13.310	19.791	11.964
8	18:43:04.872	<b>45.945</b>	+2.758	14.767	19.472	11.706	3	18:37:52.843	<b>44.142</b>	+0.539	12.792	19.572	11.778
9	18:43:48.229	<b>43.357</b>	+0.170	12.611	19.207	11.539	4	18:38:36.611	<b>43.768</b>	+0.165	12.624	19.447	<b>11.697</b>
10	18:44:31.680	<b>43.451</b>	+0.264	12.545	19.242	11.664	5	18:39:23.780	<b>47.169</b>	+3.566	14.838	20.105	12.226
11	18:45:14.973	<b>43.293</b>	+0.106	12.540	19.201	11.552	6	18:40:08.248	<b>44.468</b>	+0.865	12.919	19.541	12.008
12	18:45:58.417	<b>43.444</b>	+0.257	12.570	19.250	11.624	7	18:40:52.061	<b>43.813</b>	+0.210	12.609	19.410	11.794
13	18:46:41.857	<b>43.440</b>	+0.253	12.634	19.257	11.549	8	18:41:35.983	<b>43.922</b>	+0.319	12.557	19.598	11.767
14	18:47:25.431	<b>43.574</b>	+0.387	12.630	19.241	11.703	9	18:42:20.135	<b>44.152</b>	+0.549	12.763	19.458	11.931
15	18:48:08.647	<b>43.216</b>	+0.029	12.526	19.158	11.532	10	18:43:06.068	<b>45.933</b>	+2.330	14.226	19.848	11.859
16	18:48:51.887	<b>43.240</b>	+0.053	<b>12.463</b>	19.188	11.589	11	18:43:50.063	<b>43.995</b>	+0.392	<b>12.519</b>	19.412	12.064
17	18:49:35.074	<b>43.187</b>		12.547	<b>19.117</b>	<b>11.523</b>	12	18:44:34.643	<b>44.580</b>	+0.977	13.189	19.560	11.831
<b>(411) Philipp Salzmann</b>							13	18:45:18.876	<b>44.233</b>	+0.630	12.814	19.580	11.839
1	18:35:19.852	<b>48.807</b>	+5.509	15.083	20.327	13.397	14	18:46:02.922	<b>44.046</b>	+0.443	12.635	19.619	11.792
2	18:36:04.830	<b>44.978</b>	+1.680	13.495	19.642	11.841	15	18:46:46.525	<b>43.603</b>		12.540	<b>19.264</b>	11.799
3	18:36:49.841	<b>45.011</b>	+1.713	13.157	19.643	12.211	16	18:47:30.325	<b>43.800</b>	+0.197	12.526	19.435	11.839
4	18:37:34.276	<b>44.435</b>	+1.137	13.010	19.480	11.945	17	18:48:14.285	<b>43.960</b>	+0.357	12.664	19.330	11.966
5	18:38:18.570	<b>44.294</b>	+0.996	12.859	19.599	11.836	18	18:48:58.119	<b>43.834</b>	+0.231	12.563	19.495	11.776
6	18:39:02.713	<b>44.143</b>	+0.845	12.893	19.540	11.710	<b>(525) Paul Moritz Doktor</b>						
7	18:39:46.340	<b>43.627</b>	+0.329	12.631	19.344	11.652	1	18:35:16.200	<b>58.204</b>	+14.013	19.847	25.249	13.108
8	18:40:30.796	<b>44.456</b>	+1.158	12.507	19.408	12.541	2	18:36:04.515	<b>48.315</b>	+4.124	16.327	19.816	12.172
9	18:42:18.742	<b>1:47.946</b>	+1:04.648	12.744	19.357	1:15.845	3	18:36:49.750	<b>45.235</b>	+1.044	12.975	19.862	12.398
10	18:43:06.260	<b>47.518</b>	+4.220	16.056	19.544	11.918	4	18:37:34.879	<b>45.129</b>	+0.938	13.273	19.674	12.182
11	18:43:50.141	<b>43.881</b>	+0.583	12.614	19.291	11.976	5	18:38:19.070	<b>44.191</b>		<b>12.807</b>	19.513	<b>11.871</b>
12	18:44:34.158	<b>44.017</b>	+0.719	12.815	19.311	11.891	6	18:39:05.340	<b>46.270</b>	+2.079	12.808	19.663	13.799
13	18:45:17.758	<b>43.600</b>	+0.302	12.573	19.334	11.693	7	18:39:49.973	<b>44.633</b>	+0.442	12.955	19.553	12.125
14	18:46:01.334	<b>43.576</b>	+0.278	12.461	19.275	11.840	8	18:40:34.709	<b>44.736</b>	+0.545	12.920	19.893	11.923
15	18:46:44.846	<b>43.512</b>	+0.214	12.470	19.283	11.759	<b>(425) Noah Gounot</b>						
16	18:47:28.343	<b>43.497</b>	+0.199	12.491	19.282	11.724	1	18:35:13.090	<b>58.473</b>	+14.192	20.623	24.168	13.682
17	18:48:11.641	<b>43.298</b>		12.481	<b>19.185</b>	<b>11.632</b>	2	18:36:02.598	<b>49.508</b>	+5.227	14.435	22.288	12.785
18	18:48:55.100	<b>43.459</b>	+0.161	<b>12.402</b>	19.306	11.751	3	18:36:49.579	<b>46.981</b>	+2.700	13.551	20.863	12.567
<b>(429) Adrian Martinz</b>							4	18:37:34.143	<b>44.564</b>	+0.283	12.943	19.656	11.965
1	18:35:33.003	<b>53.621</b>	+10.321	17.544	22.753	13.324	5	18:38:18.424	<b>44.281</b>		<b>12.859</b>	19.622	<b>11.800</b>
2	18:36:18.410	<b>45.407</b>	+2.107	13.352	20.137	11.918	<b>(519) Erwin Jalving</b>						
3	18:37:03.645	<b>45.235</b>	+1.935	12.665	20.668	11.902	1	18:35:31.048	<b>54.071</b>	+10.609	17.901	22.964	13.206
4	18:37:47.669	<b>44.024</b>	+0.724	12.634	19.563	11.827	2	18:36:19.122	<b>48.074</b>	+4.612	14.521	21.199	12.354
5	18:38:31.333	<b>43.664</b>	+0.364	12.546	19.440	11.678	3	18:37:04.937	<b>45.815</b>	+2.353	13.076	20.689	12.050
6	18:39:15.518	<b>44.185</b>	+0.885	12.555	19.479	12.151	4	18:37:49.061	<b>44.124</b>	+0.662	12.968	19.445	11.711
7	18:39:59.219	<b>43.701</b>	+0.401	12.616	19.437	11.648	5	18:38:32.532	<b>43.471</b>	+0.009	12.610	19.216	11.645
8	18:40:43.691	<b>44.472</b>	+1.172	12.505	19.543	12.424	6	18:39:16.082	<b>43.560</b>	+0.088	<b>12.486</b>	<b>19.215</b>	11.849
9	18:41:27.462	<b>43.771</b>	+0.471	12.646	19.476	11.649	7	18:40:55.685	<b>1:39.603</b>	+56.141	12.767	19.572	1:07.264
10	18:42:10.985	<b>43.523</b>	+0.223	12.509	19.420	<b>11.594</b>	8	18:41:40.605	<b>44.920</b>	+1.458	13.569	19.548	11.803
11	18:42:54.469	<b>43.484</b>	+0.184	12.519	19.371	11.594	9	18:42:24.133	<b>43.528</b>	+0.066	12.540	19.272	11.716
12	18:43:38.383	<b>43.914</b>	+0.614	12.466	19.354	12.094	10	18:43:07.595	<b>43.452</b>		12.513	19.313	11.636
13	18:46:10.013	<b>2:31.630</b>	+1:48.330	12.626	19.568	1:59.436	11	18:43:51.083	<b>43.488</b>	+0.026	12.547	19.314	<b>11.627</b>
14	18:46:55.496	<b>45.483</b>	+2.183	14.288	19.469	11.726	<b>(523) Karol Pasiewicz</b>						
15	18:47:39.079	<b>43.583</b>	+0.283	12.533	19.373	11.677	1	18:35:09.314	<b>1:00.029</b>	+16.553	20.692	25.086	14.251
16	18:48:22.704	<b>43.625</b>	+0.325	12.521	19.444	11.660	2	18:36:00.068	<b>50.754</b>	+7.278	14.913	22.208	13.633
17	18:49:06.004	<b>43.300</b>		<b>12.451</b>	<b>19.208</b>	11.641	3	18:36:47.896	<b>47.828</b>	+4.352	14.445	20.964	12.419
<b>(519) Erwin Jalving</b>							4	18:40:48.673	<b>4:00.777</b>	+3:17.301	12.762	20.370	3:27.645
1	18:35:31.048	<b>54.071</b>	+10.609	17.901	22.964	13.206	5	18:41:33.452	<b>44.779</b>	+1.303	13.552	19.532	11.695
2	18:36:19.122	<b>48.074</b>	+4.612	14.521	21.199	12.354	6	18:42:16.928	<b>43.476</b>		<b>12.486</b>	<b>19.384</b>	<b>11.606</b>
3	18:37:04.937	<b>45.815</b>	+2.353	13.076	20.689	12.050	<b>(435) Jory Molema</b>						
4	18:37:49.061	<b>44.124</b>	+0.662	12.968	19.445	11.711	1	18:36:23.636	<b>53.714</b>	+10.111	18.319	22.105	13.290
5	18:38:32.532	<b>43.471</b>	+0.009	12.610	19.216	11.645	<b>(Orbits)</b>						
6	18:39:16.082	<b>43.560</b>	+0.088	<b>12.486</b>	<b>19.215</b>	11.849							
7	18:40:55.685	<b>1:39.603</b>	+56.141	12.767	19.572	1:07.264							
8	18:41:40.605	<b>44.920</b>	+1.458	13.569	19.548	11.803							
9	18:42:24.133	<b>43.528</b>	+0.066	12.540	19.272	11.716							
10	18:43:07.595	<b>43.452</b>		12.513	19.313	11.636							
11	18:43:51.083	<b>43.488</b>	+0.026	12.547	19.314	<b>11.627</b>							
<b>(523) Karol Pasiewicz</b>													
1	18:35:09.314	<b>1:00.029</b>	+16.553	20.692	25.086	14.251							
2	18:36:00.068	<b>50.754</b>	+7.278	14.913	22.208	13.633							
3	18:36:47.896	<b>47.828</b>	+4.352	14.445	20.964	12.419							
4	18:40:48.673	<b>4:00.777</b>	+3:17.301	12.762	20.370	3:27.645							
5	18:41:33.452	<b>44.779</b>	+1.303	13.552	19.532	11.695							
6	18:42:16.928	<b>43.476</b>		<b>12.486</b>	<b>19.384</b>	<b>11.606</b>							
<b>(435) Jory Molema</b>													
1	18:36:23.636	<b>53.714</b>	+10.111	18.319	22.105	13.290							

Orbits






### DSKC - KZ2

### Serie 1

#	Driver	Nat	Sponsor Entrant	Nat	License E-License	Make
406	Christian Breiter	DEU	ADAC Niedersachsen/ Sachsen-Anhalt e.V.	DEU	NKA16756 BIC38443	Maranello/TM/Vega
408	Florian Breitenbach	DEU	Maranello SRP Factory Team	DEU	ITE 16880 KBF38275	Maranello/TM /Vega
412	Ajdin Jatic	NLD	Falcon Racing Team	NLD	ITE52317 12131007	Falcon/TM/Vega
415	Rouven Wilk	DEU	Mach1 Motorsport	DEU	ITE35449 KBF39310	Mach1/TM/Vega
423	Claudia Henning	DEU	Henning Claudia	DEU	ITE11645 IDC11645	Birel ART/TM/Vega
424	Noah Kaltenbach	DEU	7L-Performance	DEU	ITE 41550 KBF38668	Tony Kart/TM /Vega
425	Noah Gounot	DEU	Solgat Motorsport	DEU	NKA30555 KBF42332	Birel ART/TM/Vega
426	Siep Kuypers	NLD	CRG Holland	NLD	ITE52719 155221008	CRG/TM/Vega
430	Andreas Dresen	DEU	Maranello SRP Factory Team	DEU	ITC-C28031 KBF38275	Maranello/TM/Vega
431	Simon Rechenmacher	DEU	TB Racing Team	DEU	ITE 38327 KBF38262	KR/TM/Vega
437	Felix Wischitzki	DEU	ADAC Mittelrhein e.V. RMW Motorsport	DEU	ITE 15497 BIC39010	Tony-Kart/TM/Vega
440	Enzo Bol	NLD	SP Motorsport	NLD	ITE42526 IBL47253	KR/TM/Vega
442	Maximilian Schleimer	DEU	ADAC Mittelrhein e.V. Maranello SRP Factory Team	DEU	ITE 11572 KBF38275	Maranello/TM/Vega
454	Markus Rausch	DEU	Markus Rausch	DEU	ITE 11242 IDC11242	Maranello/TM/Vega
468	Rick Hartmann	DEU	MSC -Langenfeld e.V. im ADAC Falcon Racing Team	NLD	ITD-C18598 12133007	Falcon/TM/Vega
488	David Gorcica	CZE	FORZA RACING z.s.	CZE	ITE24AS0361 IBL24AT00331	MS KART/TM/Vega
517	Derk van Silfhout	NLD	Dinand van Silfhout	NLD	44638 BEK15859	Birel ART/TM/Vega
519	Erwin Jalving	NLD	ADAC Niedersachsen/ Sachsen-Anhalt e.V.	DEU	ITE23043 BIC38443	Maranello/TM/Vega
523	Karol Pasiewicz	POL	Dörr Motorsport	DEU	ITE 10000 BIF38420	KR/IAME/Vega
525	Paul Moritz Doktor	DEU	CRG Deutschland	DEU	NKA21214 KBF42811	CRG/TM/Vega






### DSKC - KZ2

### Serie 2

#	Driver	Nat	Sponsor Entrant	Nat	License E-License	Make
410	Maurice Schenck	DEU	APEX Performance	DEU	ITE 10412 KBF38438	Maranello/TM/Vega
411	Philipp Salzmänn	DEU	TB Racing Team	DEU	ITE40074 KBF38262	KR/TM/Vega
416	Jayden Gushiken	DEU	7L-Performance	DEU	NKA41655 KBF38668	Tony Kart /TM /Vega
417	Emanuel Mai	DEU	Solgat Motorsport	DEU	ITE 16484 KBF42332	Birel ART/TM/Vega
418	Noah HöB	DEU	Solgat Motorsport	DEU	ITE 19884 BIF42332	Birel ART/TM/Vega
419	Dominik Reuters	DEU	Dörr Motorsport	DEU	ITE 14038 BIF38420	KR/IAME/Vega
420	Nathalie Kreitz	DEU	VDB Kart Racing	DEU	ITE 14979 KBF10478	Birel ART/TM/Vega
427	Emma Felbermayr	AUT	TB Racing Team	DEU	ITEJK2003 KBF38262	KR/TM/Vega
428	Lukas Reiböck	AUT	BIRELART RACING KSW	AUT	ITEJK2158 IBLBK 102	Birel ART/TM/VEGA
429	Adrian Martinz	AUT	BIREL ART RACING KSW	AUT	ITEJK2072 IBLBK 102	Birel ART/TM/Vega
435	Jory Molema	NLD	CRG Holland	NLD	NKA33514 IBL16521008	CRG/TM/Vega
436	Cedric Malk	CHE	Millennium Racing	DEU	ITE1350 KBF38042	Tony Kart/TM/Vega
444	Lars Ossenbeck	DEU	ADAC Niedersachsen/ Sachsen-Anhalt e.V.	DEU	ITE 38498 BIC38443	Maranello/TM/Vega
452	Erik Müller	DEU	Mach1 Motorsport	DEU	ITE 17884 BIC20651	Mach1/TM /Vega
466	Maximilian Schreyer	DEU	Maranello SRP Factory Team	DEU	ITE 31254 BIC38275	Maranello/TM /Vega
477	Dion van Werven	NLD	Wilfred van Werven	NLD	ITE49844 EL50365	CRG/TM/Vega
518	Daan Zopfi	NLD	Daan Zopfi	NLD	ITE 42180 IDC42180	Birel ART/TM/Vega
520	Julius Lassen	DNK	Maranello SRP Factory Team	DEU	ITE 34322 BIC38275	Maranello /TM /Vega
524	Svenja Dreher	DEU	Mach1 Motorsport	DEU	ITE 24813 IBL20651	Mach1/TM/Vega







### DSKC - KZ2

### Free Practice Serie 1

Track length: 1.110 Km


Session Started: 9:35:07

Best Lap by: 440 - Enzo Bol - 42.346

Rank	#	Driver	Nat	Sponsor Entrant	Nat	License E-License	Make	laps	Best Lap	Diff	In Lap	Penalty
1	440	Enzo Bol	NLD	SP Motorsport	NLD	ITE42526 IBL47253	KR/TM/Vega	10	42.346		10	
2	442	Maximilian Schleimer	DEU	ADAC Mittelrhein e.V. Maranello SRP Factory Team	DEU	ITE 11572 KBF38275	Maranello/TM/Vega	10	42.378	0.032	9	
3	423	Claudia Henning	DEU	Henning Claudia	DEU	ITE11645 IDC11645	Birel ART/TM/Vega	7	42.521	0.175	4	
4	431	Simon Rechenmacher	DEU	TB Racing Team	DEU	ITE 38327 KBF38262	KR/TM/Vega	10	42.697	0.351	7	
5	430	Andreas Dresen	DEU	Maranello SRP Factory Team	DEU	ITC-C28031 KBF38275	Maranello/TM/Vega	10	42.717	0.371	10	
6	415	Rouven Wilk	DEU	Mach1 Motorsport	DEU	ITE35449 KBF39310	Mach1/TM/Vega	10	42.752	0.406	7	
7	523	Karol Pasiewicz	POL	Dörr Motorsport	DEU	ITE 10000 BIF38420	KR/IAME/Vega	7	42.802	0.456	6	
8	426	Siep Kuypers	NLD	CRG Holland	NLD	ITE52719 155221008	CRG/TM/Vega	12	42.920	0.574	12	
9	408	Florian Breitenbach	DEU	Maranello SRP Factory Team	DEU	ITE 16880 KBF38275	Maranello/TM /Vega	10	42.927	0.581	9	
10	517	Derk van Silfhout	NLD	Dinand van Silfhout	NLD	44638 BEK15859	Birel ART/TM/Vega	8	42.966	0.620	8	
11	468	Rick Hartmann	DEU	MSC -Langenfeld e.V. im ADAC Falcon Racing Team	NLD	ITD-C18598 12133007	Falcon/TM/Vega	7	43.127	0.781	4	
12	425	Noah Gounot	DEU	Solgat Motorsport	DEU	NKA30555 KBF42332	Birel ART/TM/Vega	9	43.194	0.848	9	
13	437	Felix Wischitzki	DEU	ADAC Mittelrhein e.V. RMW Motorsport	DEU	ITE 15497 BIC39010	Tony-Kart/TM/Vega	13	43.201	0.855	13	
14	488	David Gorcica	CZE	FORZA RACING z.s.	CZE	ITE24AS0361 IIBL24AT00331	MS KART/TM/Vega	13	43.320	0.974	13	
15	519	Erwin Jalving	NLD	ADAC Niedersachsen/ Sachsen-Anhalt e.V.	DEU	ITE23043 BIC38443	Maranello/TM/Vega	13	43.522	1.176	11	
16	406	Christian Breiter	DEU	ADAC Niedersachsen/ Sachsen-Anhalt e.V.	DEU	NKA16756 BIC38443	Maranello/TM/Vega	13	43.699	1.353	12	
17	424	Noah Kaltenbach	DEU	7L-Performance	DEU	ITE 41550 KBF38668	Tony Kart/TM /Vega	11	43.799	1.453	11	
18	454	Markus Rausch	DEU	Markus Rausch	DEU	ITE 11242 IDC11242	Maranello/TM/Vega	11	44.266	1.920	11	
19	412	Ajdin Jatic	NLD	Falcon Racing Team	NLD	ITE52317 12131007	Falcon/TM/Vega	4	53.741	11.395	4	
20	525	Paul Moritz Doktor	DEU	CRG Deutschland	DEU	NKA21214 KBF42811	CRG/TM/Vega	0			0	

Timekeeper  
M.Riehmers

Race Director  
H.Seidel



INT. ADAC Kartrennen Kerpen

DSKC - KZ2

Erftlandring Kerpen 1,110 Km

Free Practice Serie 1

20.07.2024 09:35

Practice (10:00 Time) started at 9:35:07

Lap	Time of Day	Lap Tm	Diff	S1 Tm	S2 Tm	S3 Tm
<b>(440) Enzo Bol</b>						
1	9:36:21.612	<b>53.721</b>	+11.375	17.151	23.242	13.328
2	9:37:10.919	<b>49.307</b>	+6.961	15.663	21.304	12.340
3	9:37:58.379	<b>47.460</b>	+5.114	14.512	20.817	12.131
4	9:41:03.955	<b>3:05.576</b>	+2:23.230	12.422	19.395	2:33.759
5	9:41:56.706	<b>52.751</b>	+10.405	19.628	21.073	12.050
6	9:42:39.644	<b>42.938</b>	+0.592	12.479	18.991	11.468
7	9:43:22.360	<b>42.716</b>	+0.370	12.202	18.962	11.552
8	9:44:06.446	<b>44.086</b>	+1.740	12.374	19.709	12.003
9	9:44:48.859	<b>42.413</b>	+0.067	12.214	<b>18.833</b>	11.366
10	9:45:31.205	<b>42.346</b>		<b>12.157</b>	18.839	<b>11.350</b>

Lap	Time of Day	Lap Tm	Diff	S1 Tm	S2 Tm	S3 Tm
<b>(442) Maximilian Schleimer</b>						
1	9:36:19.163	<b>57.240</b>	+14.862	19.524	23.966	13.750
2	9:37:09.606	<b>50.443</b>	+8.065	14.855	21.889	13.699
3	9:40:31.070	<b>3:21.464</b>	+2:39.086	14.380	20.510	2:46.574
4	9:41:25.032	<b>53.962</b>	+11.584	17.813	23.058	13.091
5	9:42:09.824	<b>44.792</b>	+2.414	13.109	19.828	11.855
6	9:42:52.454	<b>42.690</b>	+0.252	12.382	18.931	11.317
7	9:43:34.937	<b>42.483</b>	+0.105	12.193	18.941	11.349
8	9:44:17.435	<b>42.498</b>	+0.120	12.269	18.929	<b>11.300</b>
9	9:44:59.813	<b>42.378</b>		<b>12.171</b>	<b>18.855</b>	11.352
10	9:45:42.318	<b>42.505</b>	+0.127	12.204	18.967	11.334

Lap	Time of Day	Lap Tm	Diff	S1 Tm	S2 Tm	S3 Tm
<b>(423) Claudia Henning</b>						
1	9:41:06.901	<b>50.546</b>	+8.025	16.854	21.200	12.492
2	9:41:51.360	<b>44.459</b>	+1.938	13.591	19.306	11.562
3	9:42:34.040	<b>42.680</b>	+0.159	12.324	19.016	<b>11.340</b>
4	9:43:16.561	<b>42.521</b>		<b>12.207</b>	18.948	11.366
5	9:43:59.331	<b>42.770</b>	+0.249	12.272	18.958	11.540
6	9:44:41.986	<b>42.655</b>	+0.134	12.292	<b>18.927</b>	11.436
7	9:45:24.624	<b>42.638</b>	+0.117	12.259	18.963	11.416

Lap	Time of Day	Lap Tm	Diff	S1 Tm	S2 Tm	S3 Tm
<b>(431) Simon Rechenmacher</b>						
1	9:36:19.742	<b>57.140</b>	+14.443	19.406	24.369	13.365
2	9:37:09.412	<b>49.670</b>	+6.973	14.503	22.090	13.077
3	9:37:54.234	<b>44.822</b>	+2.125	13.240	19.703	11.879
4	9:40:16.858	<b>2:22.624</b>	+1:39.927	12.499	19.367	1:50.758
5	9:41:07.022	<b>50.164</b>	+7.467	16.554	21.173	12.437
6	9:41:51.700	<b>44.678</b>	+1.981	13.636	19.350	11.692
7	9:42:34.397	<b>42.697</b>		12.196	19.054	<b>11.447</b>
8	9:43:17.137	<b>42.740</b>	+0.043	12.177	<b>18.873</b>	11.690
9	9:43:59.841	<b>42.704</b>	+0.007	<b>12.176</b>	18.905	11.623
10	9:44:43.031	<b>43.190</b>	+0.493	12.277	19.124	11.789

Lap	Time of Day	Lap Tm	Diff	S1 Tm	S2 Tm	S3 Tm
<b>(430) Andreas Dresen</b>						
1	9:36:20.812	<b>55.991</b>	+13.274	18.167	24.166	13.658
2	9:37:10.006	<b>49.194</b>	+6.477	15.134	20.986	13.074
3	9:40:31.572	<b>3:21.566</b>	+2:38.849	14.529	20.399	2:46.638
4	9:41:25.309	<b>53.737</b>	+11.020	17.561	23.168	13.008
5	9:42:10.141	<b>44.892</b>	+2.115	13.039	19.898	11.895
6	9:42:53.294	<b>43.153</b>	+0.436	12.542	19.049	11.562
7	9:43:36.151	<b>42.857</b>	+0.140	12.407	18.978	<b>11.472</b>
8	9:44:19.319	<b>43.168</b>	+0.451	12.357	19.059	11.752
9	9:45:02.231	<b>42.912</b>	+0.195	12.446	18.963	11.503
10	9:45:44.948	<b>42.717</b>		<b>12.305</b>	<b>18.937</b>	11.475

Lap	Time of Day	Lap Tm	Diff	S1 Tm	S2 Tm	S3 Tm
<b>(415) Rouven Wilk</b>						
1	9:36:08.781	<b>48.824</b>	+6.072	15.701	20.697	12.426
2	9:36:56.660	<b>47.879</b>	+5.127	15.467	20.566	11.846
3	9:40:18.520	<b>3:21.860</b>	+2:39.108	12.782	19.375	2:49.703
4	9:41:07.533	<b>49.013</b>	+6.261	15.297	21.320	12.396
5	9:41:52.204	<b>44.671</b>	+1.919	13.792	19.247	11.632
6	9:42:35.943	<b>43.739</b>	+0.987	12.373	19.095	12.271
7	9:43:18.695	<b>42.752</b>		<b>12.326</b>	<b>18.964</b>	11.462
8	9:44:04.034	<b>45.339</b>	+2.587	12.335	19.261	13.743
9	9:44:47.034	<b>43.000</b>	+0.248	12.434	19.037	11.529
10	9:45:29.790	<b>42.756</b>	+0.004	12.362	18.974	<b>11.420</b>

Lap	Time of Day	Lap Tm	Diff	S1 Tm	S2 Tm	S3 Tm
<b>(523) Karol Pasiewicz</b>						
1	9:41:02.307	<b>1:08.277</b>	+25.475	24.138	29.882	14.257
2	9:41:49.041	<b>46.734</b>	+3.932	14.921	19.905	11.908
3	9:42:32.598	<b>43.557</b>	+0.755	12.581	19.335	11.641

Lap	Time of Day	Lap Tm	Diff	S1 Tm	S2 Tm	S3 Tm
4	9:43:15.713	<b>43.115</b>	+0.313	12.289	19.166	11.660
5	9:44:00.957	<b>45.244</b>	+2.442	12.444	20.162	12.638
6	9:44:43.759	<b>42.802</b>		12.292	19.042	<b>11.468</b>
7	9:45:26.820	<b>43.061</b>	+0.259	<b>12.211</b>	<b>19.011</b>	11.839

Lap	Time of Day	Lap Tm	Diff	S1 Tm	S2 Tm	S3 Tm
<b>(426) Siep Kuypers</b>						
1	9:37:07.928	<b>1:10.143</b>	+27.223	24.469	28.952	16.722
2	9:38:06.248	<b>58.320</b>	+15.400	18.034	25.558	14.728
3	9:39:03.001	<b>56.753</b>	+13.833	17.756	24.819	14.178
4	9:39:55.330	<b>52.329</b>	+9.409	15.654	23.249	13.426
5	9:40:43.897	<b>48.567</b>	+5.647	14.392	21.625	12.550
6	9:41:29.261	<b>45.364</b>	+2.444	13.190	19.977	12.197
7	9:42:12.947	<b>43.686</b>	+0.766	12.737	19.340	11.609
8	9:42:56.074	<b>43.127</b>	+0.207	12.455	19.247	<b>11.425</b>
9	9:43:39.084	<b>43.010</b>	+0.090	<b>12.368</b>	19.155	11.487
10	9:44:22.097	<b>43.013</b>	+0.093	12.429	19.129	11.455
11	9:45:05.146	<b>43.049</b>	+0.129	12.387	19.158	11.504
12	9:45:48.066	<b>42.920</b>		12.395	<b>19.089</b>	11.436

Lap	Time of Day	Lap Tm	Diff	S1 Tm	S2 Tm	S3 Tm
<b>(408) Florian Breitenbach</b>						
1	9:36:21.354	<b>54.681</b>	+11.754	17.320	23.606	13.755
2	9:37:10.302	<b>48.948</b>	+6.021	15.627	20.276	13.045
3	9:40:30.581	<b>3:20.279</b>	+2:37.352	14.689	20.151	2:45.439
4	9:41:20.616	<b>50.035</b>	+7.108	16.005	21.209	12.821
5	9:42:04.924	<b>44.308</b>	+1.381	12.894	19.694	11.720
6	9:42:48.035	<b>43.111</b>	+0.184	12.447	19.185	11.479
7	9:43:31.124	<b>43.089</b>	+0.162	12.405	19.169	11.515
8	9:44:14.173	<b>43.049</b>	+0.122	12.382	19.158	11.509
9	9:44:57.100	<b>42.927</b>		12.331	<b>19.126</b>	11.470
10	9:45:40.058	<b>42.958</b>	+0.031	<b>12.329</b>	19.167	<b>11.462</b>

Lap	Time of Day	Lap Tm	Diff	S1 Tm	S2 Tm	S3 Tm
<b>(517) Derk van Silfhout</b>						
1	9:40:14.511	<b>52.411</b>	+9.445	16.650	23.314	12.447
2	9:40:58.229	<b>43.718</b>	+0.752	12.676	19.414	11.628
3	9:41:41.809	<b>43.580</b>	+0.614	12.524	19.526	11.530
4	9:42:25.513	<b>43.704</b>	+0.738	12.468	19.685	11.551
5	9:43:08.501	<b>42.988</b>	+0.022	12.415	19.128	11.445
6	9:43:51.972	<b>43.471</b>	+0.505	12.674	19.258	11.539
7	9:44:34.950	<b>42.978</b>	+0.012	12.468	<b>19.086</b>	<b>11.424</b>
8	9:45:17.916	<b>42.966</b>		<b>12.309</b>	19.133	11.524

Lap	Time of Day	Lap Tm	Diff	S1 Tm	S2 Tm	S3 Tm
<b>(468) Rick Hartmann</b>						
1	9:40:20.646	<b>56.758</b>	+13.631	19.379	23.643	13.736
2	9:41:07.237	<b>46.591</b>	+3.464	13.570	20.643	12.378
3	9:41:51.949	<b>44.712</b>	+1.585	13.694	19.305	11.713
4	9:42:35.076	<b>43.127</b>		12.350	19.194	11.583
5	9:43:18.241	<b>43.165</b>	+0.038	<b>12.332</b>	19.267	<b>11.566</b>
6	9:44:01.622	<b>43.381</b>	+0.254	12.514	19.257	11.610
7	9:45:37.493	<b>1:35.871</b>	+52.744	12.349	<b>19.173</b>	1:04.349

Lap	Time of Day	Lap Tm	Diff	S1 Tm	S2 Tm	S3 Tm
<b>(425) Noah Gounot</b>						
1	9:36:21.759	<b>54.091</b>	+10.897	17.878	22.976	13.237
2	9:37:11.159	<b>49.400</b>	+6.206	15.748	21.219	12.433
3	9:40:41.898	<b>3:30.739</b>	+2:47.545	14.430	20.774	2:55.535
4	9:41:35.328	<b>53.430</b>	+10.236	17.832	20.866	14.732

INT. ADAC Kartrennen Kerpen

DSKC - KZ2

Erftlandring Kerpen 1,110 Km

Free Practice Serie 1

20.07.2024 09:35

Practice (10:00 Time) started at 9:35:07

Lap	Time of Day	Lap Tm	Diff	S1 Tm	S2 Tm	S3 Tm
13	9:44:58.766	<b>43.201</b>		<b>12.609</b>	<b>19.175</b>	<b>11.517</b>
<b>(488) David Gorcica</b>						
1	9:36:23.509	<b>53.102</b>	+9.782	18.741	21.751	12.610
2	9:37:12.080	<b>48.571</b>	+5.251	14.359	21.737	12.475
3	9:37:59.783	<b>47.703</b>	+4.383	13.896	21.053	12.754
4	9:38:43.702	<b>43.919</b>	+0.599	12.683	19.516	11.720
5	9:39:28.517	<b>44.815</b>	+1.495	12.608	19.626	12.581
6	9:40:13.425	<b>44.908</b>	+1.588	12.862	20.250	11.796
7	9:40:56.973	<b>43.548</b>	+0.228	12.561	19.426	<b>11.561</b>
8	9:41:40.498	<b>43.525</b>	+0.205	12.575	19.355	11.595
9	9:42:24.886	<b>44.388</b>	+1.068	12.599	20.153	11.636
10	9:43:08.439	<b>43.553</b>	+0.233	12.577	19.344	11.632
11	9:43:52.698	<b>44.259</b>	+0.939	13.216	19.415	11.628
12	9:44:36.091	<b>43.393</b>	+0.073	<b>12.536</b>	19.257	11.600
13	9:45:19.411	<b>43.320</b>		12.567	<b>19.180</b>	11.573

Lap	Time of Day	Lap Tm	Diff	S1 Tm	S2 Tm	S3 Tm
1	9:36:40.980	<b>1:03.815</b>	+10.074	20.657	27.490	15.668
2	9:37:35.435	<b>54.455</b>	+0.714	16.542	24.071	13.842
3	9:40:31.768	<b>2:56.333</b>	+2:02.592	<b>13.895</b>	<b>20.320</b>	2:22.118
4	9:41:25.509	<b>53.741</b>		17.533	23.226	<b>12.982</b>

<b>(519) Erwin Jalving</b>						
1	9:36:24.592	<b>53.166</b>	+9.644	18.790	21.521	12.855
2	9:37:11.495	<b>46.903</b>	+3.381	14.100	20.718	12.085
3	9:37:59.016	<b>47.521</b>	+3.999	14.262	20.832	12.427
4	9:38:43.144	<b>44.128</b>	+0.606	12.752	19.602	11.774
5	9:39:27.301	<b>44.157</b>	+0.635	12.672	19.735	11.750
6	9:40:11.328	<b>44.027</b>	+0.505	12.731	19.618	11.678
7	9:40:55.176	<b>43.848</b>	+0.326	12.686	19.488	11.674
8	9:41:39.173	<b>43.997</b>	+0.475	12.755	19.497	11.745
9	9:42:26.007	<b>46.834</b>	+3.312	13.371	21.595	11.868
10	9:43:09.819	<b>43.812</b>	+0.290	12.592	19.532	11.688
11	9:43:53.341	<b>43.522</b>		<b>12.546</b>	19.366	<b>11.610</b>
12	9:44:36.892	<b>43.551</b>	+0.029	12.581	19.358	11.612
13	9:45:20.428	<b>43.536</b>	+0.014	12.580	<b>19.309</b>	11.647

<b>(406) Christian Breiter</b>						
1	9:36:29.677	<b>59.838</b>	+16.139	20.319	24.744	14.775
2	9:37:20.345	<b>50.668</b>	+6.969	15.301	21.988	13.379
3	9:38:06.088	<b>45.743</b>	+2.044	13.445	19.910	12.388
4	9:38:50.425	<b>44.337</b>	+0.638	13.010	19.519	11.808
5	9:39:34.345	<b>43.920</b>	+0.221	12.551	19.551	11.818
6	9:40:18.216	<b>43.871</b>	+0.172	12.603	19.419	11.849
7	9:41:03.159	<b>44.943</b>	+1.244	13.528	19.530	11.885
8	9:41:47.469	<b>44.310</b>	+0.611	13.126	19.415	11.769
9	9:42:31.594	<b>44.125</b>	+0.426	12.651	19.581	11.893
10	9:43:15.453	<b>43.859</b>	+0.160	12.598	19.485	11.776
11	9:43:59.166	<b>43.713</b>	+0.014	<b>12.550</b>	19.318	11.845
12	9:44:42.865	<b>43.699</b>		12.759	<b>19.179</b>	<b>11.761</b>
13	9:45:27.030	<b>44.165</b>	+0.466	12.702	19.298	12.165

<b>(424) Noah Kaltenbach</b>						
1	9:37:01.185	<b>54.974</b>	+11.175	18.193	23.883	12.898
2	9:37:49.257	<b>48.072</b>	+4.273	14.310	21.210	12.552
3	9:38:34.501	<b>45.244</b>	+1.445	13.221	19.989	12.034
4	9:39:20.918	<b>46.417</b>	+2.618	13.546	20.822	12.049
5	9:41:05.621	<b>1:44.703</b>	+1:00.904	12.869	19.843	1:11.991
6	9:41:54.055	<b>48.434</b>	+4.635	16.449	19.972	12.013
7	9:42:38.399	<b>44.344</b>	+0.545	12.984	19.642	11.718
8	9:43:22.302	<b>43.903</b>	+0.104	12.737	19.443	11.723
9	9:44:07.149	<b>44.847</b>	+1.048	13.177	19.661	12.009
10	9:44:51.140	<b>43.991</b>	+0.192	12.765	19.474	11.752
11	9:45:34.939	<b>43.799</b>		<b>12.736</b>	<b>19.432</b>	<b>11.631</b>

<b>(454) Markus Rausch</b>						
1	9:36:31.945	<b>56.369</b>	+12.103	19.075	23.379	13.915
2	9:37:21.136	<b>49.191</b>	+4.925	15.357	21.018	12.816
3	9:38:06.851	<b>45.715</b>	+1.449	13.466	20.009	12.240
4	9:39:55.067	<b>1:48.216</b>	+1:03.950	1:09.139	25.189	13.888
5	9:40:44.496	<b>49.429</b>	+5.163	14.919	21.697	12.813
6	9:41:30.371	<b>45.875</b>	+1.609	13.542	20.074	12.259
7	9:42:15.430	<b>45.059</b>	+0.793	13.204	19.809	12.046
8	9:43:00.386	<b>44.956</b>	+0.690	13.097	19.729	12.130
9	9:43:45.460	<b>45.074</b>	+0.808	13.125	19.733	12.216
10	9:44:30.383	<b>44.923</b>	+0.657	12.990	19.715	12.218
11	9:45:14.649	<b>44.266</b>		<b>12.769</b>	<b>19.500</b>	<b>11.997</b>

<b>(412) Ajdin Jatic</b>						
--------------------------	--	--	--	--	--	--





### DSKC - KZ2

### Free Practice Serie 2

Track length: 1.110 Km  
Session Started: 9:55:47

Best Lap by: 466 - Maximilian Schreyer - 42.449


Rank	#	Driver	Nat	Sponsor Entrant	Nat	License E-License	Make	laps	Best Lap	Diff	In Lap	Penalty
1	466	Maximilian Schreyer	DEU	Maranello SRP Factory Team	DEU	ITE 31254 BIC38275	Maranello/TM /Vega	9	42.449		9	
2	427	Emma Felbermayr	AUT	TB Racing Team	DEU	ITEJK2003 KBF38262	KR/TM/Vega	9	42.562	0.113	9	
3	477	Dion van Werven	NLD	Wilfred van Werven	NLD	ITE49844 EL50365	CRG/TM/Vega	11	42.590	0.141	11	
4	419	Dominik Reuters	DEU	Dörr Motorsport	DEU	ITE 14038 BIF38420	KR/IAME/Vega	8	42.721	0.272	7	
5	520	Julius Lassen	DNK	Maranello SRP Factory Team	DEU	ITE 34322 BIC38275	Maranello /TM /Vega	9	42.863	0.414	8	
6	417	Emanuel Mai	DEU	Solgat Motorsport	DEU	ITE 16484 KBF42332	Birel ART/TM/Vega	10	42.914	0.465	10	
7	411	Philipp Salzmann	DEU	TB Racing Team	DEU	ITE40074 KBF38262	KR/TM/Vega	10	42.933	0.484	10	
8	436	Cedric Malk	CHE	Millennium Racing	DEU	ITE1350 KBF38042	Tony Kart/TM/Vega	8	43.002	0.553	7	
9	524	Svenja Dreher	DEU	Mach1 Motorsport	DEU	ITE 24813 IBL20651	Mach1/TM/Vega	11	43.012	0.563	8	
10	428	Lukas Reiböck	AUT	BIRELART RACING KSW	AUT	ITEJK2158 IBLBK 102	Birel ART/TM/VEGA	8	43.102	0.653	6	
11	429	Adrian Martinz	AUT	BIREL ART RACING KSW	AUT	ITEJK2072 IBLBK 102	Birel ART/TM/Vega	8	43.149	0.700	5	
12	410	Maurice Schenck	DEU	APEX Performance	DEU	ITE 10412 KBF38438	Maranello/TM/Vega	12	43.172	0.723	10	
13	420	Nathalie Kreitz	DEU	VDB Kart Racing	DEU	ITE 14979 KBF10478	Birel ART/TM/Vega	12	43.222	0.773	12	
14	444	Lars Ossenbeck	DEU	ADAC Niedersachsen/ Sachsen-Anhalt e.V.	DEU	ITE 38498 BIC38443	Maranello/TM/Vega	8	43.259	0.810	7	
15	518	Daan Zopfi	NLD	Daan Zopfi	NLD	ITE 42180 IDC42180	Birel ART/TM/Vega	10	43.293	0.844	7	
16	418	Noah Höß	DEU	Solgat Motorsport	DEU	ITE 19884 BIF42332	Birel ART/TM/Vega	8	43.365	0.916	8	
17	452	Erik Müller	DEU	Mach1 Motorsport	DEU	ITE 17884 BIC20651	Mach1/TM /Vega	10	43.444	0.995	9	
18	416	Jayden Gushiken	DEU	7L-Performance	DEU	NKA41655 KBF38668	Tony Kart /TM /Vega	12	43.492	1.043	8	
19	435	Jory Molema	NLD	CRG Holland	NLD	NKA33514 IBL1521008	CRG/TM/Vega	11	44.406	1.957	11	

Timekeeper  
M.Riehmers

Race Director  
H.Seidel

These results are provisional until the conclusion of any judicial and technical matters!

Printed: 20.07.2024 / 10:06





INT. ADAC Kartrennen Kerpen

DSKC - KZ2

Erftlandring Kerpen 1,110 Km

Free Practice Serie 2

20.07.2024 09:55

Practice (10:00 Time) started at 9:55:47

Lap	Time of Day	Lap Tm	Diff	S1 Tm	S2 Tm	S3 Tm	Lap	Time of Day	Lap Tm	Diff	S1 Tm	S2 Tm	S3 Tm
<b>(466) Maximilian Schreyer</b>							5	10:02:28.057	<b>55.878</b>	+12.945	17.220	26.216	12.442
1	9:56:55.132	<b>54.074</b>	+11.625	16.328	24.498	13.248	6	10:03:12.611	<b>44.654</b>	+1.621	13.533	19.336	11.685
2	9:57:42.881	<b>47.749</b>	+5.300	13.751	21.275	12.723	7	10:03:56.182	<b>43.571</b>	+0.638	12.424	19.397	11.750
3	10:01:57.289	<b>4:14.408</b>	+3:31.959	13.333	19.977	3:41.098	8	10:04:39.454	<b>43.272</b>	+0.339	12.532	19.131	11.609
4	10:02:46.812	<b>49.523</b>	+7.074	15.008	21.338	13.177	9	10:05:22.481	<b>43.027</b>	+0.094	12.346	<b>19.052</b>	11.629
5	10:03:33.398	<b>46.586</b>	+4.137	14.736	20.258	11.592	10	10:06:05.414	<b>42.933</b>		<b>12.302</b>	19.099	<b>11.532</b>
6	10:04:16.510	<b>43.112</b>	+0.663	12.340	19.244	11.528	<b>(436) Cedric Malk</b>						
7	10:04:59.075	<b>42.565</b>	+0.116	12.291	18.844	11.430	1	10:01:00.539	<b>52.177</b>	+9.175	17.495	21.991	12.691
8	10:05:41.631	<b>42.556</b>	+0.107	12.252	18.905	<b>11.399</b>	2	10:01:45.293	<b>44.754</b>	+1.752	13.230	19.808	11.716
9	10:06:24.080	<b>42.449</b>		<b>12.212</b>	<b>18.818</b>	11.419	3	10:02:28.505	<b>43.212</b>	+0.210	12.487	19.208	11.517
<b>(427) Emma Felbermayr</b>							4	10:03:11.572	<b>43.067</b>	+0.065	12.415	<b>19.128</b>	11.524
1	9:56:53.127	<b>51.090</b>	+8.528	16.639	22.117	12.334	5	10:03:54.750	<b>43.178</b>	+0.176	12.416	19.319	11.443
2	9:57:37.672	<b>44.545</b>	+1.983	12.989	19.759	11.797	6	10:04:38.001	<b>43.251</b>	+0.249	<b>12.352</b>	19.386	11.513
3	10:01:33.849	<b>3:56.177</b>	+3:13.615	12.559	19.353	3:24.265	7	10:05:21.003	<b>43.002</b>		12.395	19.173	<b>11.434</b>
4	10:02:27.150	<b>53.301</b>	+10.739	20.856	20.497	11.948	8	10:06:04.022	<b>43.019</b>	+0.017	12.392	19.185	11.442
5	10:03:10.103	<b>42.953</b>	+0.391	12.507	18.949	11.497	<b>(524) Svenja Dreher</b>						
6	10:03:52.923	<b>42.820</b>	+0.258	12.362	19.001	11.457	1	9:57:00.267	<b>52.907</b>	+9.895	17.347	22.635	12.925
7	10:04:36.717	<b>43.794</b>	+1.232	12.327	19.923	11.544	2	9:57:46.197	<b>45.930</b>	+2.918	12.969	21.134	11.827
8	10:05:19.421	<b>42.704</b>	+0.142	12.322	18.957	11.425	3	10:00:22.486	<b>2:36.289</b>	+1:53.277	12.603	19.570	2:04.116
9	10:06:01.983	<b>42.562</b>		<b>12.275</b>	<b>18.913</b>	<b>11.374</b>	4	10:01:09.917	<b>47.431</b>	+4.419	14.655	20.719	12.057
<b>(477) Dion van Werven</b>							5	10:01:53.520	<b>43.603</b>	+0.591	12.575	19.292	11.736
1	9:56:57.752	<b>58.296</b>	+15.706	19.766	23.718	14.812	6	10:02:36.853	<b>43.333</b>	+0.321	12.430	19.058	11.845
2	9:57:47.761	<b>50.009</b>	+7.419	15.208	21.756	13.045	7	10:03:20.123	<b>43.270</b>	+0.258	12.479	19.210	11.581
3	9:58:36.778	<b>49.017</b>	+6.427	14.563	21.463	12.991	8	10:04:03.135	<b>43.012</b>		12.376	19.125	<b>11.511</b>
4	10:01:20.437	<b>2:43.659</b>	+2:01.069	13.704	20.721	2:09.234	9	10:04:46.217	<b>43.082</b>	+0.070	<b>12.308</b>	19.158	11.616
5	10:02:10.863	<b>50.426</b>	+7.836	15.654	21.780	12.992	10	10:05:29.235	<b>43.018</b>	+0.006	12.351	<b>18.998</b>	11.669
6	10:02:55.333	<b>44.470</b>	+1.880	13.095	19.674	11.701	11	10:06:12.425	<b>43.190</b>	+0.178	12.340	19.164	11.686
7	10:03:38.325	<b>42.992</b>	+0.402	12.459	19.028	11.505	<b>(428) Lukas Reiböck</b>						
8	10:04:21.102	<b>42.777</b>	+0.187	12.287	18.988	11.502	1	10:00:50.722	<b>51.216</b>	+8.114	17.995	21.090	12.131
9	10:05:03.834	<b>42.732</b>	+0.142	12.263	19.027	11.442	2	10:01:34.476	<b>43.754</b>	+0.652	12.623	19.445	11.686
10	10:05:46.458	<b>42.624</b>	+0.034	12.266	18.949	<b>11.409</b>	3	10:02:17.732	<b>43.256</b>	+0.154	12.534	<b>19.131</b>	11.591
11	10:06:29.048	<b>42.590</b>		<b>12.240</b>	<b>18.908</b>	11.442	4	10:03:01.070	<b>43.338</b>	+0.236	12.541	19.166	11.631
<b>(419) Dominik Reuters</b>							5	10:03:44.256	<b>43.186</b>	+0.084	<b>12.381</b>	19.193	11.612
1	10:01:17.551	<b>50.606</b>	+7.885	16.264	21.733	12.609	6	10:04:27.358	<b>43.102</b>		12.384	19.142	11.576
2	10:02:02.160	<b>44.609</b>	+1.888	13.076	19.706	11.827	7	10:05:10.525	<b>43.167</b>	+0.065	12.383	19.212	<b>11.572</b>
3	10:02:46.809	<b>44.649</b>	+1.928	12.555	19.244	12.850	8	10:05:54.093	<b>43.568</b>	+0.466	12.510	19.374	11.684
4	10:03:30.087	<b>43.278</b>	+0.557	12.490	19.132	11.656	<b>(429) Adrian Martinz</b>						
5	10:04:12.934	<b>42.847</b>	+0.126	12.339	19.016	11.492	1	10:00:46.120	<b>50.131</b>	+6.982	16.428	21.217	12.486
6	10:04:55.692	<b>42.758</b>	+0.037	<b>12.276</b>	19.014	11.468	2	10:01:29.873	<b>43.753</b>	+0.604	12.656	19.440	11.657
7	10:05:38.413	<b>42.721</b>		12.303	<b>18.953</b>	11.465	3	10:02:13.369	<b>43.496</b>	+0.347	12.512	19.399	11.585
8	10:06:21.199	<b>42.786</b>	+0.065	12.327	19.011	<b>11.448</b>	4	10:02:56.671	<b>43.302</b>	+0.153	12.392	19.381	11.529
<b>(520) Julius Lassen</b>							5	10:03:39.820	<b>43.149</b>		<b>12.391</b>	<b>19.272</b>	<b>11.486</b>
1	9:56:57.186	<b>56.689</b>	+13.826	19.402	23.582	13.705	6	10:04:23.626	<b>43.806</b>	+0.657	12.404	19.647	11.755
2	9:57:43.376	<b>46.190</b>	+3.327	13.936	20.210	12.044	7	10:05:07.216	<b>43.590</b>	+0.441	12.546	19.479	11.565
3	10:01:58.632	<b>4:15.256</b>	+3:32.393	13.064	19.992	3:42.200	8	10:05:50.793	<b>43.577</b>	+0.428	12.467	19.389	11.721
4	10:02:48.391	<b>49.759</b>	+6.896	15.362	21.823	12.574	<b>(410) Maurice Schenck</b>						
5	10:03:34.326	<b>45.935</b>	+3.072	13.783	20.525	11.627	1	9:57:07.283	<b>1:01.376</b>	+18.204	20.118	26.476	14.782
6	10:04:17.599	<b>43.273</b>	+0.410	12.492	19.212	11.569	2	9:57:54.149	<b>46.866</b>	+3.694	14.229	20.647	11.990
7	10:05:00.648	<b>43.049</b>	+0.186	12.395	19.133	11.521	3	9:58:37.940	<b>43.791</b>	+0.619	12.667	19.334	11.790
8	10:05:43.511	<b>42.853</b>		<b>12.343</b>	19.099	<b>11.421</b>	4	9:59:23.791	<b>45.851</b>	+2.679	12.831	20.687	12.333
9	10:06:26.454	<b>42.943</b>	+0.080	12.357	<b>19.080</b>	11.506	5	10:00:07.302	<b>43.511</b>	+0.339	12.518	19.400	11.593
<b>(417) Emanuel Mai</b>							6	10:00:52.859	<b>45.557</b>	+2.385	13.947	19.625	11.985
1	9:56:58.064	<b>51.775</b>	+8.861	17.022	21.912	12.841	7	10:01:36.313	<b>43.454</b>	+0.282	12.639	19.245	11.570
2	9:57:43.601	<b>45.537</b>	+2.623	13.738	19.875	11.924	8	10:02:19.600	<b>43.287</b>	+0.115	12.460	19.277	11.550
3	9:58:28.639	<b>45.038</b>	+2.124	12.966	19.984	12.088	9	10:03:03.757	<b>44.157</b>	+0.985	13.096	19.409	11.652
4	10:01:46.725	<b>3:18.086</b>	+2:35.172	12.612	19.373	2:46.101	10	10:03:46.929	<b>43.172</b>		12.433	19.223	<b>11.516</b>
5	10:02:36.776	<b>50.051</b>	+7.137	16.984	20.924	12.143	11	10:04:30.190	<b>43.261</b>	+0.089	<b>12.393</b>	19.266	11.602
6	10:03:21.599	<b>44.823</b>	+1.909	13.031	19.889	11.903	12	10:05:54.780	<b>1:24.590</b>	+41.418	12.466	<b>19.137</b>	52.987
7	10:04:05.094	<b>43.495</b>	+0.581	12.492	19.350	11.653	<b>(420) Nathalie Kreitz</b>						
8	10:04:48.185	<b>43.091</b>	+0.177	12.432	19.109	11.550	1	9:56:59.093	<b>52.424</b>	+9.202	17.774	21.976	12.674
9	10:05:31.203	<b>43.018</b>	+0.104	12.409	19.139	11.470	2	9:57:44.733	<b>45.640</b>	+2.418	13.637	20.091	11.912
10	10:06:14.117	<b>42.914</b>		<b>12.383</b>	<b>19.075</b>	<b>11.456</b>	3	9:58:28.921	<b>44.188</b>	+0.966	12.695	19.451	12.042
<b>(411) Philipp Salzmann</b>							4	9:59:13.018	<b>44.097</b>	+0.875	12.556	19.394	12.147
1	9:56:56.717	<b>52.854</b>	+9.921	16.442	23.023	13.389	5	10:00:58.311	<b>1:45.293</b>	+1:02.071	13.626	19.545	1:12.122
2	9:57:42.922	<b>46.205</b>	+3.272	13.076	20.533	12.596	6	10:01:46.386	<b>48.075</b>	+4.853	16.640	19.619	11.816
3	9:58:27.267	<b>44.345</b>	+1.412	12.954	19.625	11.766	7	10:02:29.855	<b>43.469</b>	+0.247	12.543	19.251	11.675
4	10:01:32.179	<b>3:04.912</b>	+2:21.979	12.611	19.484	2:32.817	8	10:03:13.105	<b>43.250</b>	+0.028	12.465	19.231	<b>11.554</b>
							9	10:03:56.664	<b>43.559</b>	+0.337	12.520	19.333	11.706

Orbits



INT. ADAC Kartrennen Kerpen

DSKC - KZ2

Erftlandring Kerpen 1,110 Km

Free Practice Serie 2

20.07.2024 09:55

Practice (10:00 Time) started at 9:55:47

Lap	Time of Day	Lap Tm	Diff	S1 Tm	S2 Tm	S3 Tm	Lap	Time of Day	Lap Tm	Diff	S1 Tm	S2 Tm	S3 Tm
10	10:04:40.142	<b>43.478</b>	+0.256	12.471	19.361	11.646							
11	10:05:24.498	<b>44.366</b>	+1.134	13.247	19.507	11.602							
12	10:06:07.720	<b>43.222</b>		<b>12.462</b>	<b>19.176</b>	11.584							

(444) Lars Ossenbeck

1	10:00:52.817	<b>52.230</b>	+8.971	17.731	21.972	12.527
2	10:01:37.727	<b>44.910</b>	+1.651	13.665	19.581	11.664
3	10:02:21.152	<b>43.426</b>	+0.166	12.568	19.253	11.604
4	10:03:04.491	<b>43.339</b>	+0.080	12.471	19.306	11.562
5	10:03:47.760	<b>43.269</b>	+0.010	12.495	19.198	11.576
6	10:04:31.034	<b>43.274</b>	+0.015	12.466	19.241	11.567
7	10:05:14.293	<b>43.259</b>		12.530	<b>19.172</b>	<b>11.557</b>
8	10:05:57.735	<b>43.442</b>	+0.183	<b>12.441</b>	19.404	11.597

(518) Daan Zopfi

1	9:56:56.686	<b>52.788</b>	+9.496	17.068	22.736	12.994
2	9:57:42.381	<b>46.695</b>	+3.402	13.706	20.769	12.220
3	10:01:10.910	<b>3:28.529</b>	+2.45.236	12.746	19.599	2:56.184
4	10:01:58.542	<b>47.632</b>	+4.339	15.341	20.263	12.028
5	10:02:42.559	<b>44.017</b>	+0.724	12.994	19.295	11.728
6	10:03:26.006	<b>43.447</b>	+0.154	12.570	19.343	<b>11.534</b>
7	10:04:09.299	<b>43.293</b>		<b>12.484</b>	19.192	11.617
8	10:04:52.774	<b>43.476</b>	+0.182	12.602	19.199	11.674
9	10:05:36.161	<b>43.387</b>	+0.094	12.550	<b>19.174</b>	11.663
10	10:06:20.530	<b>44.369</b>	+1.076	12.593	19.620	12.156

(418) Noah Hüb

1	10:00:57.284	<b>52.341</b>	+8.976	18.170	21.558	12.613
2	10:01:42.614	<b>46.330</b>	+1.965	13.319	20.048	11.963
3	10:02:27.376	<b>44.762</b>	+1.397	12.818	19.940	12.004
4	10:03:11.227	<b>43.851</b>	+0.486	12.630	19.523	11.698
5	10:03:56.053	<b>44.826</b>	+1.461	12.598	20.457	11.771
6	10:04:39.959	<b>43.906</b>	+0.541	12.832	19.486	11.588
7	10:05:23.610	<b>43.651</b>	+0.286	12.526	19.472	11.653
8	10:06:06.975	<b>43.365</b>		<b>12.499</b>	<b>19.310</b>	<b>11.556</b>

(452) Erik Müller

1	9:58:53.342	<b>52.206</b>	+8.762	18.006	21.846	12.354
2	9:59:37.459	<b>44.117</b>	+0.673	12.772	19.473	11.872
3	10:00:21.044	<b>43.585</b>	+0.141	12.569	19.240	11.776
4	10:01:04.588	<b>43.544</b>	+0.100	12.558	19.286	<b>11.700</b>
5	10:01:48.841	<b>44.263</b>	+0.809	12.484	19.497	12.272
6	10:02:32.330	<b>43.489</b>	+0.045	12.589	<b>19.159</b>	11.741
7	10:04:10.516	<b>1:38.186</b>	+54.742	12.603	19.527	1:06.056
8	10:04:57.452	<b>46.936</b>	+3.492	15.738	19.446	11.752
9	10:05:40.896	<b>43.444</b>		12.472	19.262	11.710
10	10:06:24.499	<b>43.603</b>	+0.159	<b>12.431</b>	19.430	11.742

(416) Jayden Gushiken

1	9:56:55.321	<b>52.893</b>	+9.401	17.171	22.939	12.783
2	9:57:41.890	<b>46.569</b>	+3.077	13.845	20.879	11.845
3	9:58:25.577	<b>43.687</b>	+0.195	12.618	19.436	11.633
4	9:59:09.109	<b>43.532</b>	+0.040	12.572	19.440	<b>11.520</b>
5	9:59:52.729	<b>43.620</b>	+0.128	<b>12.474</b>	19.525	11.621
6	10:00:36.311	<b>43.582</b>	+0.090	12.551	19.492	11.539
7	10:01:20.296	<b>43.985</b>	+0.493	12.525	19.717	11.743
8	10:02:03.788	<b>43.492</b>		12.629	19.340	11.523
9	10:02:47.423	<b>43.635</b>	+0.143	12.612	<b>19.316</b>	11.707
10	10:03:31.533	<b>44.110</b>	+0.618	12.899	19.578	11.633
11	10:05:10.937	<b>1:39.404</b>	+55.912	12.504	21.355	1:05.545
12	10:05:56.898	<b>46.961</b>	+2.469	14.412	19.951	11.598

(435) Jory Molema

1	9:58:46.222	<b>56.711</b>	+12.305	19.265	23.902	13.544
2	9:59:34.080	<b>47.858</b>	+3.452	13.962	21.366	12.530
3	10:00:19.405	<b>45.325</b>	+0.919	12.920	20.156	12.249
4	10:01:03.990	<b>44.585</b>	+0.179	12.883	19.721	11.981
5	10:01:49.325	<b>45.335</b>	+0.929	12.827	19.738	12.770
6	10:02:34.075	<b>44.750</b>	+0.344	12.751	19.774	12.225
7	10:03:19.280	<b>45.205</b>	+0.799	12.686	20.017	12.502
8	10:04:06.469	<b>47.189</b>	+2.783	<b>12.690</b>	21.925	12.674
9	10:04:51.276	<b>44.807</b>	+0.401	12.766	19.798	12.243
10	10:05:35.724	<b>44.448</b>	+0.042	12.687	<b>19.628</b>	12.133
11	10:06:20.130	<b>44.406</b>		12.788	19.724	<b>11.894</b>

Orbits





### DSKC - KZ2

### Qualifying Practice Serie 1

Track length: 1.110 Km


Session Started: 11:31:01

Best Lap by: 423 - Claudia Henning - 42.581

Rank	#	Driver	Nat	Sponsor Entrant	Nat	License E-License	Make	laps	Best Lap	Diff	In Lap	Penalty
1	423	Claudia Henning	DEU	Henning Claudia	DEU	ITE11645 IDC11645	Birel ART/TM/Vega	6	42.581		5	
2	440	Enzo Bol	NLD	SP Motorsport	NLD	ITE42526 IBL47253	KR/TM/Vega	5	42.727	0.146	5	
3	431	Simon Rechenmacher	DEU	TB Racing Team	DEU	ITE 38327 KBF38262	KR/TM/Vega	5	42.789	0.208	4	
4	442	Maximilian Schleimer	DEU	ADAC Mittelrhein e.V. Maranello SRP Factory Team	DEU	ITE 11572 KBF38275	Maranello/TM/Vega	6	42.802	0.221	5	
5	426	Siep Kuypers	NLD	CRG Holland	NLD	ITE52719 155221008	CRG/TM/Vega	6	42.871	0.290	5	
6	408	Florian Breitenbach	DEU	Maranello SRP Factory Team	DEU	ITE 16880 KBF38275	Maranello/TM /Vega	6	42.948	0.367	5	
7	523	Karol Pasiewicz	POL	Dörr Motorsport	DEU	ITE 10000 BIF38420	KR/IAME/Vega	6	43.047	0.466	5	
8	415	Rouven Wilk	DEU	Mach1 Motorsport	DEU	ITE35449 KBF39310	Mach1/TM/Vega	5	43.096	0.515	5	
9	517	Derk van Silfhout	NLD	Dinand van Silfhout	NLD	44638 BEK15859	Birel ART/TM/Vega	8	43.099	0.518	6	
10	430	Andreas Dresden	DEU	Maranello SRP Factory Team	DEU	ITC-C28031 KBF38275	Maranello/TM/Vega	6	43.128	0.547	6	
11	437	Felix Wischitzki	DEU	ADAC Mittelrhein e.V. RMW Motorsport	DEU	ITE 15497 BIC39010	Tony-Kart/TM/Vega	6	43.209	0.628	6	
12	468	Rick Hartmann	DEU	MSC -Langenfeld e.V. im ADAC Falcon Racing Team	NLD	ITD-C18598 12133007	Falcon/TM/Vega	6	43.221	0.640	4	
13	412	Ajdin Jatic	NLD	Falcon Racing Team	NLD	ITE52317 12131007	Falcon/TM/Vega	6	43.295	0.714	5	
14	519	Erwin Jalving	NLD	ADAC Niedersachsen/ Sachsen-Anhalt e.V.	DEU	ITE23043 BIC38443	Maranello/TM/Vega	6	43.455	0.874	4	
15	488	David Gorcica	CZE	FORZA RACING z.s.	CZE	ITE24AS0361 IIBL24AT00331	MS KART/TM/Vega	6	43.470	0.889	6	
16	425	Noah Gounot	DEU	Solgat Motorsport	DEU	NKA30555 KBF42332	Birel ART/TM/Vega	6	43.482	0.901	6	
17	424	Noah Kaltenbach	DEU	7L-Performance	DEU	ITE 41550 KBF38668	Tony Kart/TM /Vega	6	43.728	1.147	4	
18	406	Christian Breiter	DEU	ADAC Niedersachsen/ Sachsen-Anhalt e.V.	DEU	NKA16756 BIC38443	Maranello/TM/Vega	6	43.925	1.344	6	
19	525	Paul Moritz Doktor	DEU	CRG Deutschland	DEU	NKA21214 KBF42811	CRG/TM/Vega	8	44.119	1.538	8	
20	454	Markus Rausch	DEU	Markus Rausch	DEU	ITE 11242 IDC11242	Maranello/TM/Vega	8	44.260	1.679	7	

Timekeeper  
M.Riehmers

Race Director  
H.Seidel



INT. ADAC Kartrennen Kerpen

DSKC - KZ2

Erftlandring Kerpen 1,110 Km

Qualifying Practice Serie 1

20.07.2024 11:31

Qualifying (6:00 Time) started at 11:31:01

Lap	Time of Day	Lap Tm	Diff	S1 Tm	S2 Tm	S3 Tm
<b>(423) Claudia Henning</b>						
1	11:33:30.912	<b>55.152</b>	+12.571	18.295	23.937	12.920
2	11:34:16.041	<b>45.129</b>	+2.548	12.807	20.603	11.719
3	11:34:58.991	<b>42.950</b>	+0.369	12.322	19.137	11.491
4	11:35:41.634	<b>42.643</b>	+0.062	12.284	<b>18.955</b>	11.404
5	11:36:24.215	<b>42.581</b>		<b>12.217</b>	18.982	<b>11.382</b>
6	11:37:08.339	<b>44.124</b>	+1.543	12.323	20.195	11.606

<b>(440) Enzo Bol</b>						
1	11:34:02.282	<b>58.554</b>	+15.827	22.486	23.633	12.435
2	11:34:48.047	<b>45.765</b>	+3.038	13.124	20.953	11.688
3	11:35:30.855	<b>42.808</b>	+0.081	12.283	<b>19.044</b>	11.481
4	11:36:13.670	<b>42.815</b>	+0.088	12.218	19.157	<b>11.440</b>
5	11:36:56.397	<b>42.727</b>		<b>12.211</b>	19.057	11.459

<b>(431) Simon Rechenmacher</b>						
1	11:33:39.870	<b>53.582</b>	+10.793	18.152	22.842	12.588
2	11:34:23.591	<b>43.721</b>	+0.932	12.664	19.499	11.558
3	11:35:06.621	<b>43.090</b>	+0.241	12.370	19.156	11.504
4	11:35:49.410	<b>42.789</b>		<b>12.246</b>	19.089	<b>11.454</b>
5	11:36:32.259	<b>42.849</b>	+0.060	12.354	<b>19.012</b>	11.483

<b>(442) Maximilian Schleimer</b>						
1	11:33:29.628	<b>55.707</b>	+12.905	18.892	23.536	13.279
2	11:34:14.941	<b>45.313</b>	+2.511	13.392	20.262	11.659
3	11:34:58.081	<b>43.140</b>	+0.338	12.459	19.155	11.526
4	11:35:40.988	<b>42.907</b>	+0.105	12.429	<b>19.097</b>	<b>11.381</b>
5	11:36:23.790	<b>42.802</b>		<b>12.305</b>	19.098	11.399
6	11:37:07.422	<b>43.632</b>	+0.830	12.557	19.508	11.567

<b>(426) Siep Kuypers</b>						
1	11:33:57.487	<b>1:03.199</b>	+20.328	23.617	25.956	13.626
2	11:34:43.876	<b>46.389</b>	+3.518	13.663	20.689	12.037
3	11:35:27.087	<b>43.211</b>	+0.340	12.514	19.179	11.518
4	11:36:10.020	<b>42.933</b>	+0.062	12.415	19.079	<b>11.439</b>
5	11:36:52.891	<b>42.871</b>		<b>12.333</b>	<b>19.041</b>	11.497
6	11:37:35.916	<b>43.025</b>	+0.154	12.354	19.148	11.523

<b>(408) Florian Breitenbach</b>						
1	11:33:50.336	<b>54.999</b>	+12.051	19.718	22.348	12.933
2	11:34:35.737	<b>45.401</b>	+2.453	13.221	20.079	12.101
3	11:35:20.439	<b>44.702</b>	+1.754	12.870	20.014	11.818
4	11:36:07.614	<b>47.175</b>	+4.227	13.579	21.926	11.670
5	11:36:50.562	<b>42.948</b>		12.389	<b>19.143</b>	<b>11.416</b>
6	11:37:33.546	<b>42.984</b>	+0.036	<b>12.345</b>	19.175	11.464

<b>(523) Karol Pasiewicz</b>						
1	11:33:31.233	<b>54.805</b>	+11.758	17.827	23.960	13.018
2	11:34:16.389	<b>45.156</b>	+2.109	12.628	20.696	11.832
3	11:34:59.503	<b>43.114</b>	+0.067	12.332	19.229	<b>11.553</b>
4	11:35:42.573	<b>43.070</b>	+0.023	<b>12.330</b>	19.162	11.578
5	11:36:25.620	<b>43.047</b>		12.345	<b>19.128</b>	11.574
6	11:37:08.770	<b>43.150</b>	+0.103	12.339	19.244	11.567

<b>(415) Rouven Wilk</b>						
1	11:33:43.752	<b>58.511</b>	+15.415	18.351	24.198	15.962
2	11:34:28.119	<b>44.367</b>	+1.271	13.180	19.470	11.717
3	11:35:11.291	<b>43.172</b>	+0.076	12.430	19.175	<b>11.567</b>
4	11:35:54.472	<b>43.181</b>	+0.085	12.455	19.149	11.577
5	11:36:37.568	<b>43.096</b>		<b>12.410</b>	<b>19.097</b>	11.589

<b>(517) Derk van Silfhout</b>						
1	11:32:15.695	<b>54.927</b>	+11.828	19.551	23.125	12.251
2	11:32:59.897	<b>44.202</b>	+1.103	12.764	19.431	12.007
3	11:33:45.078	<b>45.181</b>	+2.082	13.279	19.900	12.002
4	11:34:28.588	<b>43.510</b>	+0.411	12.517	19.336	11.657
5	11:35:12.579	<b>43.991</b>	+0.892	12.457	19.903	11.631
6	11:35:55.678	<b>43.099</b>		12.428	19.215	<b>11.456</b>
7	11:36:38.819	<b>43.141</b>	+0.042	12.459	<b>19.154</b>	11.528
8	11:37:22.455	<b>43.636</b>	+0.537	<b>12.420</b>	19.189	12.027

<b>(430) Andreas Dresen</b>						
1	11:34:03.926	<b>1:00.677</b>	+17.549	19.956	27.571	13.150

Lap	Time of Day	Lap Tm	Diff	S1 Tm	S2 Tm	S3 Tm
2	11:34:51.293	<b>47.367</b>	+4.239	13.531	21.557	12.279
3	11:35:35.090	<b>43.797</b>	+0.669	12.659	19.346	11.792
4	11:36:18.385	<b>43.295</b>	+0.167	12.486	19.204	11.605
5	11:37:01.632	<b>43.247</b>	+0.119	12.515	<b>19.116</b>	11.616
6	11:37:44.760	<b>43.128</b>		<b>12.430</b>	19.139	<b>11.559</b>

<b>(437) Felix Wischlitzki</b>						
1	11:33:36.646	<b>51.190</b>	+7.981	17.029	21.482	12.679
2	11:34:20.450	<b>43.804</b>	+0.595	12.810	19.386	11.608
3	11:35:03.925	<b>43.475</b>	+0.266	12.535	19.304	11.636
4	11:35:47.182	<b>43.257</b>	+0.048	<b>12.468</b>	19.246	<b>11.543</b>
5	11:36:30.633	<b>43.451</b>	+0.242	12.574	19.319	11.558
6	11:37:13.842	<b>43.209</b>		12.489	<b>19.164</b>	11.556

<b>(468) Rick Hartmann</b>						
1	11:33:40.091	<b>51.965</b>	+8.744	16.940	22.382	12.643
2	11:34:23.907	<b>43.816</b>	+0.595	12.687	19.424	11.705
3	11:35:07.248	<b>43.341</b>	+0.120	12.413	19.248	11.680
4	11:35:50.469	<b>43.221</b>		<b>12.400</b>	<b>19.178</b>	11.643
5	11:36:33.782	<b>43.313</b>	+0.092	12.426	19.233	11.654
6	11:37:17.134	<b>43.352</b>	+0.131	12.482	19.261	<b>11.609</b>

<b>(412) Ajdin Jatic</b>						
1	11:33:57.747	<b>1:03.065</b>	+19.770	23.515	25.976	13.574
2	11:34:44.175	<b>46.428</b>	+3.133	13.654	20.663	12.111
3	11:35:27.741	<b>43.566</b>	+0.271	12.592	19.333	11.641
4	11:36:11.117	<b>43.376</b>	+0.081	12.509	19.232	11.635
5	11:36:54.412	<b>43.295</b>		<b>12.444</b>	<b>19.189</b>	11.662
6	11:37:37.771	<b>43.359</b>	+0.064	12.518	19.278	<b>11.563</b>

<b>(519) Erwin Jalving</b>						
1	11:33:31.547	<b>51.951</b>	+8.496	16.984	22.201	12.766
2	11:34:16.677	<b>45.130</b>	+1.675	12.858	20.287	11.985
3	11:35:00.313	<b>43.636</b>	+0.181	12.633	19.359	11.644
4	11:35:43.768	<b>43.455</b>		<b>12.486</b>	<b>19.351</b>	<b>11.618</b>
5	11:36:27.365	<b>43.597</b>	+0.142	12.506	19.411	11.680
6	11:37:10.910	<b>43.545</b>	+0.090	12.541	19.354	11.650

<b>(488) David Gorcica</b>						
1	11:33:50.666	<b>54.847</b>	+11.377	21.225	20.812	12.810
2	11:34:35.900	<b>45.234</b>	+1.764	13.059	20.072	12.103
3	11:35:20.854	<b>44.954</b>	+1.484	12.848	20.127	11.979
4	11:36:04.709	<b>43.855</b>	+0.385	12.770	19.467	11.618
5	11:36:48.220	<b>43.511</b>	+0.041	12.547	<b>19.377</b>	<b>11.587</b>
6	11:37:31.690	<b>43.470</b>		<b>12.458</b>	19.396	11.616

<b>(425) Noah Gounot</b>						
1	11:33:32.847	<b>50.807</b>	+7.325	16.179	22.146	12.482
2	11:34:17.502	<b>44.655</b>	+1.173	12.960	19.833	11.862
3	11:35:01.212	<b>43.710</b>	+0.228	12.590	19.423	11.697
4	11:35:44.801	<b>43.589</b>	+0.107	12.509	19.385	11.695
5	11:36:28.345	<b>43.544</b>	+0.062	12.538	<b>19.352</b>	11.654
6	11:37:11.827	<b>43.482</b>		<b>12.477</b>	19.400	<b>11.605</b>

<b>(424) Noah Kaltenbach</b>						
1	11:33:33.912	<b>54.846</b>	+11.118	18.152	23.798	12.896
2	11:34:19.218	<b>45.306</b>	+1.578	13.358	20.010	11.938
3	11:35:03.289	<b>44.071</b>	+0.343	12.761	19.543	11.767
4	11:35:47.017	<b>43.728</b>		<b>12.557</b>	19.495	11.676
5	11:36:31.605	<b>44.588</b>	+0.860	13.354	19.574	<b>11.660</b>
6	11:37:15.566	<b>43.961</b>	+0.233	12.706	<b>19.462</b>	11.793

<b>(406) Christian Breiter</b>						
1	11:33:40.486	<b>53.304</b>	+9.379	17.024	22.972	13.308
2	11:34:25.331	<b>44.845</b>	+0.920	13.089	19.846	11.910
3	11:35:09.336	<b>44.005</b>	+0.080	<b>12.573</b>	19.540	11.892
4	11:35:53.278	<b>43.942</b>	+0.017	12.651	19.455	11.836
5	11:36:37.434	<b>44.156</b>	+0.231	12.687	19.703	<b>11.766</b>
6	11:37:21.359	<b>43.925</b>		12.708	<b>19.365&lt;/</b>	





INT. ADAC Kartrennen Kerpen

DSKC - KZ2

Erftlandring Kerpen 1,110 Km

Qualifying Practice Serie 1

20.07.2024 11:31

Qualifying (6:00 Time) started at 11:31:01

Lap	Time of Day	Lap Tm	Diff	S1 Tm	S2 Tm	S3 Tm	Lap	Time of Day	Lap Tm	Diff	S1 Tm	S2 Tm	S3 Tm
4	11:34:34.166	<b>45.182</b>	+1.063	<b>12.674</b>	19.787	12.721							
5	11:35:18.509	<b>44.343</b>	+0.224	12.890	19.558	11.895							
6	11:36:02.758	<b>44.249</b>	+0.130	12.721	19.534	11.994							
7	11:36:47.331	<b>44.573</b>	+0.454	12.795	19.847	11.931							
8	11:37:31.450	<b>44.119</b>		12.684	<b>19.517</b>	11.918							
<hr/>													
(454) Markus Rausch													
1	11:32:12.629	<b>52.962</b>	+8.702	17.387	21.948	13.627							
2	11:33:00.759	<b>48.130</b>	+3.870	14.166	20.518	13.446							
3	11:33:48.293	<b>47.534</b>	+3.274	14.574	20.681	12.279							
4	11:34:33.289	<b>44.996</b>	+0.736	13.029	19.818	12.149							
5	11:35:18.014	<b>44.725</b>	+0.465	12.876	19.729	12.120							
6	11:36:02.583	<b>44.569</b>	+0.309	<b>12.787</b>	19.733	12.049							
7	11:36:46.843	<b>44.260</b>		12.856	<b>19.473</b>	<b>11.931</b>							
8	11:37:31.162	<b>44.319</b>	+0.059	12.797	19.483	12.039							





### DSKC - KZ2


### Qualifying Practice Serie 2

Track length: 1.110 Km  
Session Started: 11:42:01  
Best Lap by: 477 - Dion van Werven - 42.607

Rank	#	Driver	Nat	Sponsor Entrant	Nat	License E-License	Make	laps	Best Lap	Diff	In Lap	Penalty
1	477	Dion van Werven	NLD	Wilfred van Werven	NLD	ITE49844 EL50365	CRG/TM/Vega	6	42.607		6	
2	419	Dominik Reuters	DEU	Dörr Motorsport	DEU	ITE 14038 BIF38420	KR/IAME/Vega	6	42.724	0.117	6	
3	466	Maximilian Schreyer	DEU	Maranello SRP Factory Team	DEU	ITE 31254 BIC38275	Maranello/TM /Vega	6	42.893	0.286	5	
4	427	Emma Felbermayr	AUT	TB Racing Team	DEU	ITEJK2003 KBF38262	KR/TM/Vega	6	42.929	0.322	4	
5	417	Emanuel Mai	DEU	Solgat Motorsport	DEU	ITE 16484 KBF42332	Birel ART/TM/Vega	6	42.998	0.391	4	
6	524	Svenja Dreher	DEU	Mach1 Motorsport	DEU	ITE 24813 IBL20651	Mach1/TM/Vega	6	43.054	0.447	5	
7	428	Lukas Reiböck	AUT	BIRELART RACING KSW	AUT	ITEJK2158 IBLBK 102	Birel ART/TM/VEGA	5	43.123	0.516	5	
8	436	Cedric Malk	CHE	Millennium Racing	DEU	ITE1350 KBF38042	Tony Kart/TM/Vega	6	43.203	0.596	6	
9	420	Nathalie Kreitz	DEU	VDB Kart Racing	DEU	ITE 14979 KBF10478	Birel ART/TM/Vega	6	43.215	0.608	5	
10	520	Julius Lassen	DNK	Maranello SRP Factory Team	DEU	ITE 34322 BIC38275	Maranello /TM /Vega	5	43.256	0.649	4	
11	410	Maurice Schenck	DEU	APEX Performance	DEU	ITE 10412 KBF38438	Maranello/TM/Vega	6	43.263	0.656	6	
12	518	Daan Zopfi	NLD	Daan Zopfi	NLD	ITE 42180 IDC42180	Birel ART/TM/Vega	5	43.272	0.665	4	
13	411	Philipp Salzmann	DEU	TB Racing Team	DEU	ITE40074 KBF38262	KR/TM/Vega	4	43.300	0.693	4	
14	429	Adrian Martinz	AUT	BIREL ART RACING KSW	AUT	ITEJK2072 IBLBK 102	Birel ART/TM/Vega	5	43.396	0.789	5	
15	444	Lars Ossenbeck	DEU	ADAC Niedersachsen/ Sachsen-Anhalt e.V.	DEU	ITE 38498 BIC38443	Maranello/TM/Vega	7	43.410	0.803	7	
16	416	Jayden Gushiken	DEU	7L-Performance	DEU	NKA41655 KBF38668	Tony Kart /TM /Vega	6	43.480	0.873	5	
17	452	Erik Müller	DEU	Mach1 Motorsport	DEU	ITE 17884 BIC20651	Mach1/TM /Vega	6	43.499	0.892	5	
18	418	Noah Höß	DEU	Solgat Motorsport	DEU	ITE 19884 BIF42332	Birel ART/TM/Vega	6	43.644	1.037	6	
19	435	Jory Molema	NLD	CRG Holland	NLD	NKA33514 IBL15521008	CRG/TM/Vega	5	44.013	1.406	4	

Timekeeper  
M.Riehmers

Race Director  
H.Seidel



INT. ADAC Kartrennen Kerpen

DSKC - KZ2

Erftlandring Kerpen 1,110 Km

Qualifying Practice Serie 2

20.07.2024 11:42

Qualifying (6:00 Time) started at 11:42:01

Lap	Time of Day	Lap Tm	Diff	S1 Tm	S2 Tm	S3 Tm
<b>(477) Dion van Werven</b>						
1	11:45:07.717	<b>52.076</b>	+9.469	16.814	22.567	12.695
2	11:45:51.574	<b>43.857</b>	+1.250	12.791	19.466	11.600
3	11:46:34.558	<b>42.984</b>	+0.377	12.304	19.169	11.511
4	11:47:17.411	<b>42.853</b>	+0.246	12.288	19.155	11.410
5	11:48:00.188	<b>42.777</b>	+0.170	12.318	19.042	11.417
6	11:48:42.795	<b>42.607</b>		<b>12.248</b>	<b>18.990</b>	<b>11.369</b>
<b>(419) Dominik Reuters</b>						
1	11:45:08.195	<b>50.584</b>	+7.860	15.446	22.634	12.504
2	11:45:52.226	<b>44.031</b>	+1.307	12.589	19.825	11.617
3	11:46:35.171	<b>42.945</b>	+0.221	12.317	19.114	11.514
4	11:47:17.983	<b>42.812</b>	+0.088	12.295	19.064	11.453
5	11:48:00.757	<b>42.774</b>	+0.050	12.305	19.054	<b>11.415</b>
6	11:48:43.481	<b>42.724</b>		<b>12.273</b>	<b>19.030</b>	11.421
<b>(466) Maximilian Schreyer</b>						
1	11:45:07.339	<b>52.352</b>	+9.459	17.324	22.176	12.852
2	11:45:50.567	<b>43.228</b>	+0.335	12.564	19.157	11.507
3	11:46:33.703	<b>43.136</b>	+0.243	12.362	19.153	11.621
4	11:47:16.796	<b>43.093</b>	+0.200	12.389	19.188	11.516
5	11:47:59.689	<b>42.893</b>		<b>12.432</b>	<b>19.020</b>	11.441
6	11:48:42.628	<b>42.939</b>	+0.046	<b>12.353</b>	19.147	<b>11.439</b>
<b>(427) Emma Felbermayr</b>						
1	11:44:36.412	<b>51.532</b>	+8.603	16.114	22.388	13.030
2	11:45:23.556	<b>47.144</b>	+4.215	13.106	22.192	11.846
3	11:46:06.892	<b>43.336</b>	+0.407	12.534	19.204	11.598
4	11:46:49.821	<b>42.929</b>		<b>12.362</b>	<b>19.118</b>	<b>11.449</b>
5	11:47:32.895	<b>43.074</b>	+0.145	12.344	19.152	11.578
6	11:48:15.899	<b>43.004</b>	+0.075	<b>12.343</b>	19.191	11.470
<b>(417) Emanuel Mai</b>						
1	11:44:45.945	<b>47.388</b>	+4.390	14.708	20.477	12.203
2	11:45:30.195	<b>44.250</b>	+1.252	12.743	19.734	11.773
3	11:46:13.455	<b>43.260</b>	+0.262	12.430	19.253	11.577
4	11:46:56.453	<b>42.998</b>		<b>12.360</b>	<b>19.148</b>	<b>11.490</b>
5	11:47:40.621	<b>44.168</b>	+1.170	12.376	19.380	12.412
6	11:48:23.687	<b>43.066</b>	+0.068	12.380	19.194	11.492
<b>(524) Svenja Dreher</b>						
1	11:45:00.345	<b>53.282</b>	+10.228	17.497	22.922	12.863
2	11:45:44.931	<b>44.586</b>	+1.532	13.182	19.650	11.754
3	11:46:28.361	<b>43.430</b>	+0.376	12.543	19.236	11.651
4	11:47:11.502	<b>43.141</b>	+0.087	12.399	19.215	<b>11.527</b>
5	11:47:54.556	<b>43.054</b>		<b>12.337</b>	<b>19.143</b>	11.574
6	11:48:37.680	<b>43.124</b>	+0.070	12.372	19.178	11.574
<b>(428) Lukas Reiböck</b>						
1	11:45:08.840	<b>51.761</b>	+8.638	16.548	22.520	12.693
2	11:45:52.999	<b>44.169</b>	+1.036	12.950	19.544	11.665
3	11:46:36.349	<b>43.350</b>	+0.227	12.485	19.232	11.633
4	11:47:19.525	<b>43.176</b>	+0.053	12.414	<b>19.190</b>	11.572
5	11:48:02.648	<b>43.123</b>		<b>12.350</b>	19.224	<b>11.549</b>
<b>(436) Cedric Malk</b>						
1	11:44:46.572	<b>46.934</b>	+3.731	14.506	20.350	12.078
2	11:45:31.967	<b>45.395</b>	+2.192	12.684	20.938	11.773
3	11:46:15.423	<b>43.456</b>	+0.253	12.544	19.280	11.632
4	11:46:58.693	<b>43.270</b>	+0.067	12.439	19.228	11.603
5	11:47:41.900	<b>43.207</b>	+0.004	12.417	<b>19.207</b>	11.583
6	11:48:25.103	<b>43.203</b>		<b>12.408</b>	19.267	<b>11.528</b>
<b>(420) Nathalie Kreitz</b>						
1	11:44:36.902	<b>51.402</b>	+8.187	16.077	22.432	12.893
2	11:45:23.763	<b>46.861</b>	+3.646	13.004	21.978	11.879
3	11:46:07.337	<b>43.574</b>	+0.359	12.605	19.306	11.663
4	11:46:50.663	<b>43.326</b>	+0.111	<b>12.409</b>	<b>19.213</b>	11.704
5	11:47:33.878	<b>43.215</b>		<b>12.422</b>	<b>19.222</b>	<b>11.571</b>
6	11:48:17.157	<b>43.279</b>	+0.064	12.426	19.240	11.613
<b>(520) Julius Lassen</b>						
1	11:45:08.752	<b>53.909</b>	+10.653	17.687	23.319	12.903

Lap	Time of Day	Lap Tm	Diff	S1 Tm	S2 Tm	S3 Tm
2	11:45:52.834	<b>44.082</b>	+0.826	12.860	19.528	11.694
3	11:46:36.887	<b>44.053</b>	+0.797	13.056	19.395	11.602
4	11:47:20.143	<b>43.256</b>		<b>12.498</b>	<b>19.234</b>	<b>11.524</b>
5	11:48:04.070	<b>43.927</b>	+0.671	12.975	19.389	11.563
<b>(410) Maurice Schenck</b>						
1	11:44:36.640	<b>50.675</b>	+7.412	15.270	22.388	13.017
2	11:45:24.548	<b>47.908</b>	+4.645	13.462	22.025	12.421
3	11:46:08.256	<b>43.708</b>	+0.445	12.549	19.454	11.705
4	11:46:51.679	<b>43.423</b>	+0.160	12.504	<b>19.309</b>	11.610
5	11:47:34.951	<b>43.272</b>	+0.009	12.416	19.358	<b>11.498</b>
6	11:48:18.214	<b>43.263</b>		<b>12.362</b>	19.376	11.525
<b>(518) Daan Zopfi</b>						
1	11:45:10.198	<b>53.649</b>	+10.377	16.930	23.907	12.812
2	11:45:55.037	<b>44.839</b>	+1.567	12.962	20.155	11.722
3	11:46:38.528	<b>43.491</b>	+0.219	12.646	19.247	11.598
4	11:47:21.800	<b>43.272</b>		12.515	<b>19.195</b>	<b>11.562</b>
5	11:48:05.169	<b>43.369</b>	+0.097	<b>12.484</b>	19.289	11.596
<b>(411) Philipp Salzmann</b>						
1	11:46:11.978	<b>52.322</b>	+9.022	15.407	24.673	12.242
2	11:46:55.538	<b>43.560</b>	+0.260	12.608	19.345	<b>11.607</b>
3	11:47:38.863	<b>43.325</b>	+0.025	12.435	<b>19.248</b>	11.642
4	11:48:22.163	<b>43.300</b>		<b>12.383</b>	19.296	11.621
<b>(429) Adrian Martinz</b>						
1	11:45:35.831	<b>57.474</b>	+14.078	18.984	26.364	12.126
2	11:46:22.927	<b>47.096</b>	+3.700	13.115	21.362	12.619
3	11:47:06.564	<b>43.637</b>	+0.241	12.589	19.406	11.642
4	11:47:50.033	<b>43.469</b>	+0.073	12.501	<b>19.351</b>	11.617
5	11:48:33.429	<b>43.396</b>		<b>12.476</b>	19.353	<b>11.567</b>
<b>(444) Lars Ossenbeck</b>						
1	11:43:52.751	<b>58.003</b>	+14.593	19.718	23.836	14.449
2	11:44:40.800	<b>48.049</b>	+4.639	14.744	20.890	12.415
3	11:45:25.724	<b>44.924</b>	+1.514	12.796	20.259	11.869
4	11:46:09.450	<b>43.726</b>	+0.316	12.537	19.450	11.739
5	11:46:53.305	<b>43.855</b>	+0.445	12.572	19.410	11.873
6	11:47:36.791	<b>43.486</b>	+0.076	12.523	<b>19.305</b>	11.658
7	11:48:20.201	<b>43.410</b>		<b>12.461</b>	19.327	<b>11.622</b>
<b>(416) Jayden Gushiken</b>						
1	11:44:52.451	<b>48.946</b>	+5.466	16.060	20.703	12.183
2	11:45:36.531	<b>44.080</b>	+0.600	12.675	19.581	11.824
3	11:46:20.950	<b>44.419</b>	+0.939	12.637	20.124	11.658
4	11:47:04.632	<b>43.682</b>	+0.202	12.604	19.505	11.573
5	11:47:48.112	<b>43.480</b>		<b>12.440</b>	19.475	<b>11.565</b>
6	11:48:31.625	<b>43.513</b>	+0.033	12.532	<b>19.394</b>	11.587
<b>(452) Erik Müller</b>						
1	11:44:51.587	<b>48.761</b>	+5.262	16.101	20.612	12.048
2	11:45:36.078	<b>44.491</b>	+0.992	12.916	19.507	12.068
3	11:46:20.079	<b>44.001</b>	+0.502	12.601	19.654	11.746
4	11:47:03.927	<b>43.848</b>	+0.349	12.749	19.297	11.802
5	11:47:47.426	<b>43.499</b>		12.663	<b>19.251</b>	<b>11.585</b>
6	11:48:31.261	<b>43.835</b>	+0.336	<b>12.470</b>	19.444	11.921
<b>(418) Noah Höß</b>						
1	11:44:48.586	<b>47.553</b>	+3.909	14.838	20.435	12.280
2	11:45:33.712	<b>45.126</b>	+1.482	12.831	20.325	11.970
3	11:46:17.921	<b>44.209</b>	+0.565	12.735	19.692	11.782
4	11:47:01.801	<b>43.880</b>	+0.236	12.740	19.424	11.716
5	11:47:45.501	<b>43.700</b>	+0.056	<b>12.542</b>	19.477	11.681
6	11:48:29.145	<b>43.644</b>		12.559	<b>19.420</b>	<b>11.665</b>
<b>(435) Jory Molema</b>						
1	11:45:14.644	<b>52.740</b>	+8.727	16.337	22.420	13.983
2	11:46:00.074	<b>45.430</b>	+1.417	13.177	20.100	12.153
3	11:46:44.797	<b>44.723</b>	+0.710	12.788	19.948	11.987
4	11:47:28.810	<b>44.013</b>		<b>12.630</b>	<b>19.545</b>	11.838
5	11:48:12.851	<b>44.041</b>	+0.028	12.640	19.607	<b>11.794</b>

Orbits



**DKM Round 4**

**DSKC - KZ2**


**Kerben**

**Total Result Qualifying Fast Group / Slow Group**

Pos.	No.	Firstname	Lastname	Driv. NAT	Entrant	Entr. NAT	Make	Sponsor	Best Time	Pos	
										Gr.	Heat Gr.
1	423	Claudia	<b>Henning</b>	DEU	Henning Claudia	DEU	Birel ART/TM/Vega		42,581	1	A
2	477	Dion	<b>van Werven</b>	NLD	Wilfred van Werven	NLD	CRG/TM/Vega		42,607	1	B
3	440	Enzo	<b>Bol</b>	NLD	SP Motorsport	NLD	KR/TM/Vega		42,727	2	C
4	419	Dominik	<b>Reuters</b>	DEU	Dörr Motorsport	DEU	KR/IAME/Vega		42,724	2	A
5	431	Simon	<b>Rechenmacher</b>	DEU	TB Racing Team	DEU	KR/TM/Vega		42,789	3	B
6	466	Maximilian	<b>Schreyer</b>	DEU	Maranello SRP Factory Team	DEU	Maranello/TM /Vega		42,893	3	C
7	442	Maximilian	<b>Schleimer</b>	DEU	Maranello SRP Factory Team	DEU	Maranello/TM/Vega	ADAC Mittelrhein e.V.	42,802	4	A
8	427	Emma	<b>Felbermayr</b>	AUT	TB Racing Team	DEU	KR/TM/Vega		42,929	4	B
9	426	Siep	<b>Kuypers</b>	NLD	CRG Holland	NLD	CRG/TM/Vega		42,871	5	C
10	417	Emanuel	<b>Mai</b>	DEU	Solgat Motorsport	DEU	Birel ART/TM/Vega		42,998	5	A
11	408	Florian	<b>Breitenbach</b>	DEU	Maranello SRP Factory Team	DEU	Maranello/TM /Vega		42,948	6	B
12	524	Svenja	<b>Dreher</b>	DEU	Mach1 Motorsport	DEU	Mach1/TM/Vega		43,054	6	C
13	523	Karol	<b>Pasiewicz</b>	POL	Dörr Motorsport	DEU	KR/IAME/Vega		43,047	7	A
14	428	Lukas	<b>Reiböck</b>	AUT	BIRELART RACING KSW	AUT	Birel ART/TM/VEGA		43,123	7	B
15	415	Rouven	<b>Wilk</b>	DEU	Mach1 Motorsport	DEU	Mach1/TM/Vega		43,096	8	C
16	436	Cedric	<b>Malk</b>	CHE	Millennium Racing	DEU	Tony Kart/TM/Vega		43,203	8	A
17	517	Derk	<b>van Silfhout</b>	NLD	Dinand van Silfhout	NLD	Birel ART/TM/Vega		43,099	9	B
18	420	Nathalie	<b>Kreitz</b>	DEU	VDB Kart Racing	DEU	Birel ART/TM/Vega		43,215	9	C
19	430	Andreas	<b>Dresen</b>	DEU	Maranello SRP Factory Team	DEU	Maranello/TM/Vega		43,128	10	A
20	520	Julius	<b>Lassen</b>	DNK	Maranello SRP Factory Team	DEU	Maranello /TM /Vega		43,256	10	B
21	437	Felix	<b>Wischlitzki</b>	DEU	RMW Motorsport	DEU	Tony-Kart/TM/Vega	ADAC Mittelrhein e.V.	43,209	11	C
22	410	Maurice	<b>Schenck</b>	DEU	APEX Performance	DEU	Maranello/TM/Vega		43,263	11	A
23	468	Rick	<b>Hartmann</b>	DEU	Falcon Racing Team	NLD	Falcon/TM/Vega	MSC -Langenfeld e.V. im ADAC	43,221	12	B
24	518	Daan	<b>Zopfi</b>	NLD	Daan Zopfi	NLD	Birel ART/TM/Vega		43,272	12	C
25	412	Ajdin	<b>Jatic</b>	NLD	Falcon Racing Team	NLD	Falcon/TM/Vega		43,295	13	A
26	411	Philipp	<b>Salzmann</b>	DEU	TB Racing Team	DEU	KR/TM/Vega		43,300	13	B
27	519	Erwin	<b>Jalving</b>	NLD	ADAC Niedersachsen/ Sachsen-Anhalt e.V.	DEU	Maranello/TM/Vega		43,455	14	C
28	429	Adrian	<b>Martinz</b>	AUT	BIREL ART RACING KSW	AUT	Birel ART/TM/Vega		43,396	14	A
29	488	David	<b>Gorcica</b>	CZE	FORZA RACING z.s.	CZE	MS KART/TM/Vega		43,470	15	B
30	444	Lars	<b>Ossenbeck</b>	DEU	ADAC Niedersachsen/ Sachsen-Anhalt e.V.	DEU	Maranello/TM/Vega		43,410	15	C
31	425	Noah	<b>Gounot</b>	DEU	Solgat Motorsport	DEU	Birel ART/TM/Vega		43,482	16	A
32	416	Jayden	<b>Gushiken</b>	DEU	7L-Performance	DEU	Tony Kart /TM /Vega		43,480	16	B
33	424	Noah	<b>Kaltenbach</b>	DEU	7L-Performance	DEU	Tony Kart/TM /Vega		43,728	17	C
34	452	Erik	<b>Müller</b>	DEU	Mach1 Motorsport	DEU	Mach1/TM /Vega		43,499	17	A
35	406	Christian	<b>Breiter</b>	DEU	ADAC Niedersachsen/ Sachsen-Anhalt e.V.	DEU	Maranello/TM/Vega		43,925	18	B
36	418	Noah	<b>Höß</b>	DEU	Solgat Motorsport	DEU	Birel ART/TM/Vega		43,644	18	C
37	525	Paul Moritz	<b>Doktor</b>	DEU	CRG Deutschland	DEU	CRG/TM/Vega		44,119	19	A
38	435	Jory	<b>Molema</b>	NLD	CRG Holland	NLD	CRG/TM/Vega		44,013	19	B
39	454	Markus	<b>Rausch</b>	DEU	Markus Rausch	DEU	Maranello/TM/Vega		44,260	20	C

**Announcements:** These results are provisional until the conclusion of any judicial and technical matters

Race Director Horst Seidel:



Timekeeping M. Riehmers:



Printed: 20.07.2024 12:05

Posted at: h





**Heat organization  
DKM Round 4  
Kerben  
DSKC - KZ2 Group A**

Group	Pos	No.	Firstname	Lastname	Class	Overall BestTm
Group A	1	423	Claudia	Henning	DSKC - KZ2	42,581
Group A	4	419	Dominik	Reuters	DSKC - KZ2	42,724
Group A	7	442	Maximilian	Schleimer	DSKC - KZ2	42,802
Group A	10	417	Emanuel	Mai	DSKC - KZ2	42,998
Group A	13	523	Karol	Pasiewicz	DSKC - KZ2	43,047
Group A	16	436	Cedric	Malk	DSKC - KZ2	43,203
Group A	19	430	Andreas	Dresen	DSKC - KZ2	43,128
Group A	22	410	Maurice	Schenck	DSKC - KZ2	43,263
Group A	25	412	Ajdin	Jatic	DSKC - KZ2	43,295
Group A	28	429	Adrian	Martinz	DSKC - KZ2	43,396
Group A	31	425	Noah	Gounot	DSKC - KZ2	43,482
Group A	34	452	Erik	Müller	DSKC - KZ2	43,499
Group A	37	525	Paul Moritz	Doktor	DSKC - KZ2	44,119

Race Director Horst Seidel:

Timekeeping M. Riehmers:

Printed: 20.07.2024 12:05

Posted at: h



**Heat organization**  
**DKM Round 4**  
**Kerben**  
**DSKC - KZ2 Group B**

Group	Pos	No.	Firstname	Lastname	Class	Overall BestTm
Group B	2	477	Dion	van Werven	DSKC - KZ2	42,607
Group B	5	431	Simon	Rechenmacher	DSKC - KZ2	42,789
Group B	8	427	Emma	Felbermayr	DSKC - KZ2	42,929
Group B	11	408	Florian	Breitenbach	DSKC - KZ2	42,948
Group B	14	428	Lukas	Reiböck	DSKC - KZ2	43,123
Group B	17	517	Derk	van Silfhout	DSKC - KZ2	43,099
Group B	20	520	Julius	Lassen	DSKC - KZ2	43,256
Group B	23	468	Rick	Hartmann	DSKC - KZ2	43,221
Group B	26	411	Philipp	Salzmann	DSKC - KZ2	43,300
Group B	29	488	David	Gorcica	DSKC - KZ2	43,470
Group B	32	416	Jayden	Gushiken	DSKC - KZ2	43,480
Group B	35	406	Christian	Breiter	DSKC - KZ2	43,925
Group B	38	435	Jory	Molema	DSKC - KZ2	44,013

Race Director Horst Seidel:

Timekeeping M. Riehmers:

Printed: 20.07.2024 12:05

Posted at: h



**Heat organization  
DKM Round 4  
Kerben  
DSKC - KZ2 Group C**

Group	Pos	No.	Firstname	Lastname	Class	Overall BestTm
Group C	3	440	Enzo	Bol	DSKC - KZ2	42,727
Group C	6	466	Maximilian	Schreyer	DSKC - KZ2	42,893
Group C	9	426	Siep	Kuypers	DSKC - KZ2	42,871
Group C	12	524	Svenja	Dreher	DSKC - KZ2	43,054
Group C	15	415	Rouven	Wilk	DSKC - KZ2	43,096
Group C	18	420	Nathalie	Kreitz	DSKC - KZ2	43,215
Group C	21	437	Felix	Wischlitzki	DSKC - KZ2	43,209
Group C	24	518	Daan	Zopfi	DSKC - KZ2	43,272
Group C	27	519	Erwin	Jalving	DSKC - KZ2	43,455
Group C	30	444	Lars	Ossenbeck	DSKC - KZ2	43,410
Group C	33	424	Noah	Kaltenbach	DSKC - KZ2	43,728
Group C	36	418	Noah	Höß	DSKC - KZ2	43,644
Group C	39	454	Markus	Rausch	DSKC - KZ2	44,260

Race Director Horst Seidel:

Timekeeping M. Riehmers:

Printed: 20.07.2024 12:05

posted at: h





DKM Round 4

Class: DSKC - KZ2

Date/Time: 20.07.2024 13:40

Track: Kerben

Heat: Heat 1 B-C

Laps: 13 lap

Edition 2

	35	18		36
	33	17		34
	31	16		32
	29	15		30
	27	14		28
Jory Molema	<b>435</b>	13	Markus Rausch	<b>454</b>
	25			26
Christian Breiter	<b>406</b>	12	Noah Höß	<b>418</b>
	23			24
Jayden Gushiken	<b>416</b>	11	Noah Kaltenbach	<b>424</b>
	21			22
David Gorcica	<b>488</b>	10	Lars Ossenbeck	<b>444</b>
	19			20
Philipp Salzmann	<b>411</b>	9	Erwin Jalving	<b>519</b>
	17			18
Rick Hartmann	<b>468</b>	8	Daan Zopfi	<b>518</b>
	15			16
Julius Lassen	<b>520</b>	7	Felix Wischlitzki	<b>437</b>
	13			14
Derk van Silfhout	<b>517</b>	6	Nathalie Kreitz	<b>420</b>
	11			12
Lukas Reiböck	<b>428</b>	5	Rouven Wilk	<b>415</b>
	9			10
Florian Breitenbach	<b>408</b>	4	Svenja Dreher	<b>524</b>
	7			8
Emma Felbermayr	<b>427</b>	3	Siep Kuypers	<b>426</b>
	5			6
Simon Rechenmacher	<b>431</b>	2	Maximilian Schreyer	<b>466</b>
	3			4
Dion van Werven	<b>477</b>	1	Enzo Bol	<b>440</b>
	1			2

Pole Position

Row

printed 20.07.2024 12:05







DKM Round 4

Class: DSKC - KZ2

Date/Time: 20.07.2024 15:55

Track: Kerben

Heat: Heat 2 A-C

Laps: 13 lap

Edition 2

	35	18		36
	33	17		34
	31	16		32
	29	15		30
	27	14		28
Paul Moritz Doktor	<b>525</b> 25	13	Markus Rausch	<b>454</b> 26
Erik Müller	<b>452</b> 23	12	Noah Höb	<b>418</b> 24
Noah Gounot	<b>425</b> 21	11	Noah Kaltenbach	<b>424</b> 22
Adrian Martinz	<b>429</b> 19	10	Lars Ossenbeck	<b>444</b> 20
Ajdin Jatic	<b>412</b> 17	9	Erwin Jalving	<b>519</b> 18
Maurice Schenck	<b>410</b> 15	8	Daan Zopfi	<b>518</b> 16
Andreas Dresen	<b>430</b> 13	7	Felix Wischlitzki	<b>437</b> 14
Cedric Malk	<b>436</b> 11	6	Nathalie Kreitz	<b>420</b> 12
Karol Pasiewicz	<b>523</b> 9	5	Rouven Wilk	<b>415</b> 10
Emanuel Mai	<b>417</b> 7	4	Svenja Dreher	<b>524</b> 8
Maximilian Schleimer	<b>442</b> 5	3	Siep Kuypers	<b>426</b> 6
Dominik Reuters	<b>419</b> 3	2	Maximilian Schreyer	<b>466</b> 4
Claudia Henning	<b>423</b> 1	1	Enzo Bol	<b>440</b> 2

Pole Position

printed 20.07.2024 12:05





DKM Round 4

Class: DSKC - KZ2

Date/Time: 20.07.2024 18:25

Track: Kerben

Heat: Heat 3 A-B

Laps: 13 lap

Edition 2

	35		18		36
	33		17		34
	31		16		32
	29		15		30
	27		14		28
Paul Moritz Doktor	<b>525</b>	CRG/TM/Vega	13	Jory Molema	<b>435</b>
	25				26
Erik Müller	<b>452</b>	Mach1/TM/Vega	12	Christian Breiter	<b>406</b>
	23				24
Noah Gounot	<b>425</b>	Birel ART/TM/Vega	11	Jayden Gushiken	<b>416</b>
	21				22
Adrian Martinz	<b>429</b>	Birel ART/TM/Vega	10	David Gorcica	<b>488</b>
	19				20
Ajdin Jatic	<b>412</b>	Falcon/TM/Vega	9	Philipp Salzmann	<b>411</b>
	17				18
Maurice Schenck	<b>410</b>	Maranello/TM/Vega	8	Rick Hartmann	<b>468</b>
	15				16
Andreas Dresen	<b>430</b>	Maranello/TM/Vega	7	Julius Lassen	<b>520</b>
	13				14
Cedric Malk	<b>436</b>	Tony Kart/TM/Vega	6	Derk van Silfhout	<b>517</b>
	11				12
Karol Pasiewicz	<b>523</b>	KR/IAME/Vega	5	Lukas Reiböck	<b>428</b>
	9				10
Emanuel Mai	<b>417</b>	Birel ART/TM/Vega	4	Florian Breitenbach	<b>408</b>
	7				8
Maximilian Schleimer	<b>442</b>	Maranello/TM/Vega	3	Emma Felbermayr	<b>427</b>
	5				6
Dominik Reuters	<b>419</b>	KR/IAME/Vega	2	Simon Rechenmacher	<b>431</b>
	3				4
Claudia Henning	<b>423</b>	Birel ART/TM/Vega	1	Dion van Werven	<b>477</b>
	1				2

Pole Position

printed 20.07.2024 12:05





### DSKC - KZ2

### Qualifying Heat B/C

Track length: 1.110 Km

Race Started: 13:43:39

Best Lap by: 477 - Dion van Werven - 43.022

Rank	#	Driver	Nat	Sponsor Entrant	Nat	License E-License	Make	laps	T. Time Diff	Best Lap	Penalty	Points
1	431	Simon Rechenmacher	DEU	TB Racing Team	DEU	ITE 38327 KBF38262	KR/TM/Vega	13	9:28.236	43.037		50
2	440	Enzo Bol	NLD	SP Motorsport	NLD	ITE42526 IBL47253	KR/TM/Vega	13	9:29.274 1.038	43.094		44
3	466	Maximilian Schreyer	DEU	Maranello SRP Factory Team	DEU	ITE 31254 BIC38275	Maranello/TM /Vega	13	9:30.102 1.866	43.128		41
4	427	Emma Felbermayr	AUT	TB Racing Team	DEU	ITEJK2003 KBF38262	KR/TM/Vega	13	9:30.829 2.593	43.245		38
5	408	Florian Breitenbach	DEU	Maranello SRP Factory Team	DEU	ITE 16880 KBF38275	Maranello/TM /Vega	13	9:31.619 3.383	43.242		36
6	426	Siep Kuypers	NLD	CRG Holland	NLD	ITE52719 155221008	CRG/TM/Vega	13	9:32.140 3.904	43.272		34
7	415	Rouven Wilk	DEU	Mach1 Motorsport	DEU	ITE35449 KBF39310	Mach1/TM/Vega	13	9:32.447 4.211	43.255		32
8	477	Dion van Werven	NLD	Wilfred van Werven	NLD	ITE49844 EL50365	CRG/TM/Vega	13	9:33.736 5.500	43.022	+ 5 sec	30
9	437	Felix Wischlitzki	DEU	ADAC Mittelrhein e.V. RMW Motorsport	DEU	ITE 15497 BIC39010	Tony-Kart/TM/Vega	13	9:34.158 5.922	43.308		28
10	468	Rick Hartmann	DEU	MSC -Langenfeld e.V. im ADAC Falcon Racing Team	NLD	ITD-C18598 12133007	Falcon/TM/Vega	13	9:34.349 6.113	43.421		27
11	524	Svenja Dreher	DEU	Mach1 Motorsport	DEU	ITE 24813 IBL20651	Mach1/TM/Vega	13	9:37.646 9.410	43.305	+ 5 sec	26
12	420	Nathalie Kreitz	DEU	VDB Kart Racing	DEU	ITE 14979 KBF10478	Birel ART/TM/Vega	13	9:38.126 9.890	43.448		25
13	520	Julius Lassen	DNK	Maranello SRP Factory Team	DEU	ITE 34322 BIC38275	Maranello /TM /Vega	13	9:38.290 10.054	43.400		24
14	411	Philipp Salzmann	DEU	TB Racing Team	DEU	ITE40074 KBF38262	KR/TM/Vega	13	9:38.558 10.322	43.435		23
15	519	Erwin Jalving	NLD	ADAC Niedersachsen/ Sachsen-Anhalt e.V.	DEU	ITE23043 BIC38443	Maranello/TM/Vega	13	9:39.511 11.275	43.627		22
16	428	Lukas Reiböck	AUT	BIRELART RACING KSW	AUT	ITEJK2158 IBLBK 102	Birel ART/TM/VEGA	13	9:39.787 11.551	43.341	+ 5 sec	21
17	416	Jayden Gushiken	DEU	7L-Performance	DEU	NKA41655 KBF38668	Tony Kart /TM /Vega	13	9:43.506 15.270	43.437		20
18	488	David Gorcica	CZE	FORZA RACING z.s.	CZE	ITE24AS0361 IBL24AT00331	MS KART/TM/Vega	13	9:44.303 16.067	43.619	+ 5 sec	19
19	518	Daan Zopfi	NLD	Daan Zopfi	NLD	ITE 42180 IDC2180	Birel ART/TM/Vega	13	9:45.067 16.831	43.573	+ 5 sec	18
20	424	Noah Kaltenbach	DEU	7L-Performance	DEU	ITE 41550 KBF38668	Tony Kart/TM /Vega	13	9:49.767 21.531	44.079		17
21	454	Markus Rausch	DEU	Markus Rausch	DEU	ITE 11242 IDC11242	Maranello/TM/Vega	13	9:50.230 21.994	44.084		16
22	444	Lars Ossenbeck	DEU	ADAC Niedersachsen/ Sachsen-Anhalt e.V.	DEU	ITE 38498 BIC38443	Maranello/TM/Vega	13	9:50.438 22.202	43.724		15
23	418	Noah Höß	DEU	Solgat Motorsport	DEU	ITE 19884 BIF42332	Birel ART/TM/Vega	13	9:50.626 22.390	43.841		14
24	406	Christian Breiter	DEU	ADAC Niedersachsen/ Sachsen-Anhalt e.V.	DEU	NKA16756 BIC38443	Maranello/TM/Vega	13	9:50.881 22.645	43.779		13
25	517	Derk van Silfhout	NLD	Dinand van Silfhout	NLD	44638 BEK15859	Birel ART/TM/Vega	9	6:43.306 4 Laps	43.519		12
26	435	Jory Molema	NLD	CRG Holland	NLD	NKA33514 IBL15521008	CRG/TM/Vega	0	14.250 13 Laps			11

#### Announcements

# 477 + 5 sec jump start

#518,428,488,524 + 5 sec front fairing


Timekeeper  
M.Riehmers

Race Director  
H.Seidel

Page 1/1

These results are provisional until the conclusion of any judicial and technical matters!

Printed: 20.07.2024 / 14:13



INT. ADAC Kartrennen Kerpen

DSKC - KZ2

Erftlandring Kerpen 1,110 Km

Qualifying Heat B/C

20.07.2024 13:40

Race (13 Laps) started at 13:43:39

Lap	Time of Day	Lap Tm	Diff	S1 Tm	S2 Tm	S3 Tm
<b>(431) Simon Rechenmacher</b>						
1	13:44:26.027	<b>46.335</b>	+3.298	14.436	19.849	12.050
2	13:45:10.365	<b>44.398</b>	+1.301	12.828	19.681	11.829
3	13:45:54.295	<b>43.930</b>	+0.893	12.658	19.504	11.768
4	13:46:38.076	<b>43.781</b>	+0.744	12.741	19.374	11.666
5	13:47:21.474	<b>43.398</b>	+0.361	12.489	19.313	11.596
6	13:48:05.145	<b>43.671</b>	+0.634	12.748	19.331	11.592
7	13:48:48.804	<b>43.659</b>	+0.622	12.762	19.364	11.533
8	13:49:31.976	<b>43.172</b>	+0.135	<b>12.398</b>	19.246	11.528
9	13:50:15.124	<b>43.148</b>	+0.111	12.430	19.161	11.557
10	13:50:58.314	<b>43.190</b>	+0.153	12.524	19.152	11.514
11	13:51:41.389	<b>43.076</b>	+0.038	12.406	19.146	11.523
12	13:52:24.426	<b>43.037</b>		12.404	<b>19.145</b>	<b>11.488</b>
13	13:53:07.495	<b>43.069</b>	+0.032	12.424	19.150	11.495

Lap	Time of Day	Lap Tm	Diff	S1 Tm	S2 Tm	S3 Tm
<b>(440) Enzo Bol</b>						
1	13:44:26.498	<b>46.865</b>	+3.771	15.054	19.845	11.966
2	13:45:10.826	<b>44.328</b>	+1.234	12.869	19.625	11.834
3	13:45:54.801	<b>43.975</b>	+0.881	12.719	19.527	11.729
4	13:46:39.069	<b>44.268</b>	+1.174	12.620	19.998	11.650
5	13:47:22.332	<b>43.263</b>	+0.169	12.455	19.243	11.565
6	13:48:05.789	<b>43.457</b>	+0.363	12.541	19.309	11.607
7	13:48:49.452	<b>43.663</b>	+0.569	12.569	19.503	11.591
8	13:49:32.705	<b>43.253</b>	+0.159	12.453	19.229	11.571
9	13:50:15.799	<b>43.094</b>		<b>12.364</b>	19.204	11.526
10	13:50:59.024	<b>43.225</b>	+0.131	12.430	19.255	11.540
11	13:51:42.170	<b>43.146</b>	+0.052	12.452	19.193	<b>11.501</b>
12	13:52:25.378	<b>43.208</b>	+0.114	12.409	19.207	11.592
13	13:53:08.533	<b>43.155</b>	+0.061	12.413	<b>19.170</b>	11.572

Lap	Time of Day	Lap Tm	Diff	S1 Tm	S2 Tm	S3 Tm
<b>(466) Maximilian Schreyer</b>						
1	13:44:26.328	<b>46.518</b>	+3.390	14.661	19.840	12.017
2	13:45:10.566	<b>44.238</b>	+1.110	12.757	19.595	11.886
3	13:45:54.533	<b>43.967</b>	+0.839	12.739	19.517	11.711
4	13:46:38.732	<b>44.199</b>	+1.071	12.723	19.877	11.599
5	13:47:22.025	<b>43.293</b>	+0.165	12.476	19.178	11.639
6	13:48:05.349	<b>43.324</b>	+0.196	12.509	19.280	11.535
7	13:48:49.733	<b>44.384</b>	+1.256	12.786	19.928	11.670
8	13:49:33.054	<b>43.321</b>	+0.193	12.443	19.269	11.609
9	13:50:16.368	<b>43.314</b>	+0.186	12.527	19.269	11.518
10	13:50:59.561	<b>43.193</b>	+0.065	12.507	<b>19.169</b>	11.517
11	13:51:42.780	<b>43.219</b>	+0.091	12.476	19.220	11.523
12	13:52:26.233	<b>43.453</b>	+0.325	12.487	19.344	11.622
13	13:53:09.361	<b>43.128</b>		<b>12.439</b>	19.199	<b>11.490</b>

Lap	Time of Day	Lap Tm	Diff	S1 Tm	S2 Tm	S3 Tm
<b>(427) Emma Felbermayr</b>						
1	13:44:27.116	<b>47.016</b>	+3.771	14.845	20.006	12.165
2	13:45:11.673	<b>44.557</b>	+1.312	12.862	19.740	11.955
3	13:45:55.877	<b>44.204</b>	+0.959	12.671	19.607	11.926
4	13:46:39.742	<b>43.865</b>	+0.620	12.652	19.494	11.719
5	13:47:23.283	<b>43.541</b>	+0.296	12.508	19.269	11.764
6	13:48:06.849	<b>43.566</b>	+0.321	12.556	19.357	11.653
7	13:48:50.309	<b>43.460</b>	+0.215	12.589	19.233	11.638
8	13:49:33.727	<b>43.418</b>	+0.173	12.410	19.412	11.596
9	13:50:17.002	<b>43.275</b>	+0.030	12.392	19.303	11.580
10	13:51:00.298	<b>43.296</b>	+0.051	12.437	19.247	11.612
11	13:51:43.551	<b>43.253</b>	+0.008	12.413	19.275	<b>11.565</b>
12	13:52:26.843	<b>43.292</b>	+0.047	12.398	<b>19.202</b>	11.692
13	13:53:10.088	<b>43.245</b>		<b>12.375</b>	19.216	11.654

Lap	Time of Day	Lap Tm	Diff	S1 Tm	S2 Tm	S3 Tm
<b>(408) Florian Breitenbach</b>						
1	13:44:27.324	<b>46.942</b>	+3.700	14.755	20.087	12.100
2	13:45:12.409	<b>45.085</b>	+1.843	13.024	20.168	11.893
3	13:45:56.980	<b>44.571</b>	+1.329	12.798	19.938	11.835
4	13:46:40.674	<b>43.694</b>	+0.452	12.617	19.430	11.647
5	13:47:24.029	<b>43.355</b>	+0.113	12.482	19.319	11.554
6	13:48:07.436	<b>43.407</b>	+0.165	12.453	19.320	11.634
7	13:48:50.904	<b>43.468</b>	+0.226	12.509	19.351	11.608
8	13:49:34.146	<b>43.242</b>		<b>12.400</b>	19.295	11.547
9	13:50:17.470	<b>43.324</b>	+0.082	12.453	19.337	11.534
10	13:51:00.943	<b>43.473</b>	+0.231	12.675	19.311	<b>11.487</b>
11	13:51:44.236	<b>43.293</b>	+0.051	12.468	<b>19.231</b>	11.594
12	13:52:27.496	<b>43.260</b>	+0.018	12.443	19.256	11.561

Lap	Time of Day	Lap Tm	Diff	S1 Tm	S2 Tm	S3 Tm
13	13:53:10.878	<b>43.382</b>	+0.140	12.436	19.292	11.654
<b>(426) Siep Kuypers</b>						
1	13:44:27.587	<b>47.535</b>	+4.263	15.220	20.000	12.315
2	13:45:12.621	<b>45.034</b>	+1.762	12.836	20.355	11.843
3	13:45:57.191	<b>44.570</b>	+1.298	12.711	19.921	11.938
4	13:46:40.913	<b>43.722</b>	+0.450	12.594	19.455	11.673
5	13:47:24.361	<b>43.448</b>	+0.176	12.530	19.261	11.657
6	13:48:07.717	<b>43.356</b>	+0.084	12.546	<b>19.217</b>	11.593
7	13:48:51.079	<b>43.362</b>	+0.090	12.487	19.289	11.586
8	13:49:34.445	<b>43.366</b>	+0.094	12.504	19.248	11.614
9	13:50:17.925	<b>43.480</b>	+0.208	12.485	19.357	11.638
10	13:51:01.387	<b>43.462</b>	+0.190	12.548	19.338	11.576
11	13:51:44.705	<b>43.318</b>	+0.046	12.510	19.229	11.579
12	13:52:27.977	<b>43.272</b>		<b>12.480</b>	19.221	<b>11.571</b>
13	13:53:11.399	<b>43.422</b>	+0.150	12.510	19.277	11.635

Lap	Time of Day	Lap Tm	Diff	S1 Tm	S2 Tm	S3 Tm
<b>(415) Rouven Wijk</b>						
1	13:44:27.981	<b>47.451</b>	+4.196	15.155	20.100	12.196
2	13:45:12.887	<b>44.906</b>	+1.651	12.840	20.157	11.909
3	13:45:57.380	<b>44.493</b>	+1.238	12.659	19.817	12.017
4	13:46:41.176	<b>43.796</b>	+0.541	12.598	19.487	11.711
5	13:47:24.700	<b>43.524</b>	+0.269	12.491	19.396	11.637
6	13:48:08.093	<b>43.393</b>	+0.138	12.476	19.287	11.630
7	13:48:51.515	<b>43.422</b>	+0.167	12.453	19.331	11.638
8	13:49:34.770	<b>43.255</b>		12.416	19.233	<b>11.606</b>
9	13:50:18.115	<b>43.345</b>	+0.090	12.502	19.196	11.647
10	13:51:01.596	<b>43.481</b>	+0.226	12.508	19.286	11.687
11	13:51:44.912	<b>43.316</b>	+0.061	12.524	<b>19.142</b>	11.650
12	13:52:28.389	<b>43.477</b>	+0.222	12.453	19.252	11.772
13	13:53:11.706	<b>43.317</b>	+0.062	<b>12.409</b>	19.291	11.617

Lap	Time of Day	Lap Tm	Diff	S1 Tm	S2 Tm	S3 Tm
<b>(477) Dion van Werven</b>						
1	13:44:26.651	<b>46.392</b>	+3.370	14.711	19.693	11.988
2	13:45:10.095	<b>44.444</b>	+1.422	12.840	19.705	11.899
3	13:45:54.102	<b>44.007</b>	+0.985	12.731	19.515	11.761
4	13:46:37.850	<b>43.748</b>	+0.726	12.589	19.422	11.737
5	13:47:21.344	<b>43.494</b>	+0.472	12.503	19.292	11.699
6	13:48:05.526	<b>44.182</b>	+1.160	13.384	19.229	11.569
7	13:48:49.213	<b>43.687</b>	+0.665	12.674	19.464	11.549
8	13:49:32.335	<b>43.122</b>	+0.100	12.431	19.147	11.544
9	13:50:15.524	<b>43.189</b>	+0.167	12.435	19.174	11.580
10	13:50:58.774	<b>43.250</b>	+0.228	12.435	19.309	11.506
11	13:51:41.854	<b>43.080</b>	+0.058	12.419	<b>19.125</b>	11.536
12	13:52:24.876	<b>43.022</b>		12.388	19.157	<b>11.477</b>
13	13:53:07.995	<b>43.119</b>	+0.097	<b>12.383</b>	19.161	11.575

Lap	Time of Day	Lap Tm	Diff	S1 Tm	S2 Tm	S3 Tm
<b>(437) Felix Wischitzki</b>						
1	13:44:28.545	<b>47.339</b>	+4.031	15.021	20.176	12.143
2	13:45:13.518	<b>44.973</b>	+1.665	13.241	19.931	11.801
3	13:45:57.962	<b>44.444</b>	+1.136	13.024	19.476	11.944
4	13:46:41.921	<b>43.959</b>	+0.651	12.757	19.473	11.729
5	13:47:25.488	<b>43.567</b>	+0.259	12.561	19.255	11.751
6	13:48:09.000	<b>43.51</b>				



INT. ADAC Kartrennen Kerpen

DSKC - KZ2

Erftlandring Kerpen 1,110 Km

Qualifying Heat B/C

20.07.2024 13:40

Race (13 Laps) started at 13:43:39

Lap	Time of Day	Lap Tm	Diff	S1 Tm	S2 Tm	S3 Tm
12	13:52:30.155	<b>43.435</b>	+0.014	<b>12.449</b>	19.269	11.717
13	13:53:13.608	<b>43.453</b>	+0.032	12.485	19.316	11.652

Lap	Time of Day	Lap Tm	Diff	S1 Tm	S2 Tm	S3 Tm
11	13:51:51.454	<b>43.768</b>	+0.141	12.671	19.400	11.697
12	13:52:35.081	<b>43.627</b>		12.592	19.354	<b>11.681</b>
13	13:53:18.770	<b>43.689</b>	+0.062	12.628	<b>19.342</b>	11.719

(524) Svenja Dreher

1	13:44:28.994	<b>47.811</b>	+4.506	15.587	20.049	12.175
2	13:45:13.144	<b>44.750</b>	+1.445	12.834	19.933	11.983
3	13:45:57.557	<b>44.413</b>	+1.108	12.597	19.802	12.014
4	13:46:41.515	<b>43.958</b>	+0.653	12.735	19.452	11.771
5	13:47:24.995	<b>43.480</b>	+0.175	12.476	19.347	11.657
6	13:48:08.336	<b>43.341</b>	+0.036	12.395	19.272	11.674
7	13:48:51.716	<b>43.380</b>	+0.075	<b>12.393</b>	19.385	<b>11.602</b>
8	13:49:35.095	<b>43.379</b>	+0.074	12.438	19.290	11.651
9	13:50:18.443	<b>43.348</b>	+0.043	12.451	19.234	11.663
10	13:51:01.836	<b>43.393</b>	+0.088	12.421	19.329	11.643
11	13:51:45.242	<b>43.406</b>	+0.101	12.491	19.300	11.615
12	13:52:28.600	<b>43.358</b>	+0.053	12.457	19.277	11.624
13	13:53:11.905	<b>43.305</b>		12.459	<b>19.196</b>	11.650

(428) Lukas Reiböck

1	13:44:28.220	<b>47.524</b>	+4.183	15.313	20.034	12.177
2	13:45:13.412	<b>45.192</b>	+1.851	13.100	20.218	11.874
3	13:45:57.802	<b>44.390</b>	+1.049	12.692	19.625	12.073
4	13:46:41.743	<b>43.941</b>	+0.600	12.763	19.462	11.716
5	13:47:25.306	<b>43.563</b>	+0.222	12.474	19.377	11.712
6	13:48:08.837	<b>43.531</b>	+0.190	12.523	19.322	11.686
7	13:48:52.361	<b>43.524</b>	+0.183	12.533	19.364	11.627
8	13:49:35.856	<b>43.495</b>	+0.154	12.518	19.317	11.660
9	13:50:20.161	<b>43.305</b>	+0.964	13.218	19.429	11.658
10	13:51:03.564	<b>43.403</b>	+0.062	12.461	19.333	<b>11.609</b>
11	13:51:47.079	<b>43.515</b>	+0.174	12.567	19.298	11.650
12	13:52:30.420	<b>43.341</b>		<b>12.449</b>	<b>19.275</b>	11.617
13	13:53:14.046	<b>43.626</b>	+0.285	12.483	19.392	11.751

(420) Nathalie Kreitz

1	13:44:29.298	<b>47.586</b>	+4.138	14.915	20.632	12.039
2	13:45:14.144	<b>44.846</b>	+1.398	13.025	19.876	11.945
3	13:45:58.632	<b>44.488</b>	+1.040	12.854	19.685	11.949
4	13:46:42.660	<b>44.028</b>	+0.580	12.726	19.487	11.815
5	13:47:26.828	<b>44.168</b>	+0.720	13.006	19.445	11.717
6	13:48:10.446	<b>43.618</b>	+0.170	12.565	19.354	11.699
7	13:48:54.047	<b>43.601</b>	+0.153	12.597	19.303	11.701
8	13:49:38.408	<b>44.361</b>	+0.913	12.593	19.785	11.983
9	13:50:22.759	<b>44.351</b>	+0.903	12.940	19.560	11.851
10	13:51:06.845	<b>44.086</b>	+0.638	12.680	19.527	11.879
11	13:51:50.293	<b>43.448</b>		12.542	<b>19.265</b>	<b>11.641</b>
12	13:52:33.809	<b>43.516</b>	+0.068	12.563	19.296	11.657
13	13:53:17.385	<b>43.576</b>	+0.128	<b>12.529</b>	19.285	11.762

(416) Jayden Gushiken

1	13:44:32.316	<b>49.824</b>	+6.387	15.615	21.387	12.822
2	13:45:18.318	<b>46.002</b>	+2.565	13.749	20.147	12.106
3	13:46:03.657	<b>45.339</b>	+1.902	13.413	19.808	12.118
4	13:46:48.040	<b>44.383</b>	+0.946	12.789	19.650	11.944
5	13:47:32.071	<b>44.031</b>	+0.594	12.750	19.484	11.797
6	13:48:16.252	<b>44.181</b>	+0.744	12.805	19.612	11.764
7	13:49:00.102	<b>43.850</b>	+0.413	12.655	19.528	11.667
8	13:49:43.851	<b>43.749</b>	+0.312	12.531	19.506	11.712
9	13:50:27.570	<b>43.719</b>	+0.282	12.686	19.397	11.636
10	13:51:11.380	<b>43.810</b>	+0.373	12.607	19.603	11.600
11	13:51:54.817	<b>43.437</b>		<b>12.516</b>	19.346	<b>11.575</b>
12	13:52:38.967	<b>44.150</b>	+0.713	12.859	19.651	11.640
13	13:53:22.765	<b>43.798</b>	+0.361	12.517	<b>19.338</b>	11.943

(520) Julius Lassen

1	13:44:29.732	<b>47.943</b>	+4.543	15.131	20.702	12.110
2	13:45:14.369	<b>44.637</b>	+1.237	12.997	19.796	11.844
3	13:45:58.980	<b>44.611</b>	+1.211	12.966	19.828	11.817
4	13:46:43.090	<b>44.110</b>	+0.710	12.751	19.585	11.774
5	13:47:27.071	<b>43.981</b>	+0.581	12.725	19.545	11.711
6	13:48:10.738	<b>43.667</b>	+0.267	12.639	19.336	11.692
7	13:48:54.364	<b>43.626</b>	+0.226	12.570	19.455	<b>11.601</b>
8	13:49:38.581	<b>44.217</b>	+0.817	12.455	19.765	11.997
9	13:50:22.871	<b>44.290</b>	+0.890	12.926	19.595	11.769
10	13:51:06.995	<b>44.124</b>	+0.724	12.764	19.494	11.866
11	13:51:50.563	<b>43.568</b>	+0.168	12.546	19.376	11.646
12	13:52:34.149	<b>43.586</b>	+0.186	12.543	19.421	11.622
13	13:53:17.549	<b>43.400</b>		<b>12.450</b>	<b>19.309</b>	11.641

(488) David Gorcica

1	13:44:30.001	<b>47.789</b>	+4.170	14.940	20.760	12.089
2	13:45:14.687	<b>44.686</b>	+1.067	12.973	19.765	11.948
3	13:45:59.286	<b>44.599</b>	+0.980	12.813	19.885	11.901
4	13:46:43.630	<b>44.344</b>	+0.725	13.062	19.513	11.769
5	13:47:27.564	<b>43.934</b>	+0.315	12.684	19.497	11.753
6	13:48:11.183	<b>43.619</b>		12.581	19.385	<b>11.653</b>
7	13:48:54.936	<b>43.753</b>	+0.134	12.563	19.440	11.750
8	13:49:38.932	<b>43.996</b>	+0.377	<b>12.545</b>	19.517	11.934
9	13:50:23.274	<b>44.342</b>	+0.723	13.184	19.457	11.701
10	13:51:07.495	<b>44.221</b>	+0.602	13.054	19.452	11.715
11	13:51:51.211	<b>43.716</b>	+0.097	12.649	19.360	11.707
12	13:52:34.841	<b>43.630</b>	+0.011	12.576	19.359	11.695
13	13:53:18.562	<b>43.721</b>	+0.102	12.651	<b>19.339</b>	11.731

(411) Philipp Salzmann

1	13:44:29.605	<b>47.569</b>	+4.134	14.794	20.557	12.218
2	13:45:14.896	<b>45.291</b>	+1.856	13.584	19.719	11.988
3	13:45:59.430	<b>44.534</b>	+1.099	12.887	19.735	11.912
4	13:46:43.281	<b>43.851</b>	+0.416	12.677	19.445	11.729
5	13:47:27.241	<b>43.960</b>	+0.525	12.678	19.568	11.714
6	13:48:10.954	<b>43.713</b>	+0.278	12.625	19.387	11.701
7	13:48:54.564	<b>43.610</b>	+0.175	12.515	19.428	11.667
8	13:49:38.741	<b>44.177</b>	+0.742	12.485	19.690	12.002
9	13:50:23.076	<b>44.335</b>	+0.900	13.222	<b>19.346</b>	11.767
10	13:51:07.179	<b>44.103</b>	+0.668	13.018	19.353	11.732
11	13:51:50.798	<b>43.619</b>	+0.184	12.563	19.417	11.639
12	13:52:34.382	<b>43.584</b>	+0.149	12.500	19.440	11.644
13	13:53:17.817	<b>43.435</b>		<b>12.417</b>	19.419	<b>11.599</b>

(518) Daan Zoppi

1	13:44:32.236	<b>50.023</b>	+6.450	15.747	21.347	12.929
2	13:45:17.943	<b>45.707</b>	+2.134	13.615	19.905	12.187
3	13:46:02.172	<b>44.229</b>	+0.656	12.870	19.483	11.876
4	13:46:46.081	<b>43.909</b>	+0.336	12.730	19.413	11.766
5	13:47:29.925	<b>43.844</b>	+0.271	12.694	19.404	11.746
6	13:48:13.601	<b>43.676</b>	+0.103	12.642	19.351	11.683
7	13:48:57.299	<b>43.698</b>	+0.125	12.575	19.480	11.643
8	13:49:40.997	<b>43.698</b>	+0.125	12.642	19.314	11.742
9	13:50:24.599	<b>43.602</b>	+0.029	12.587	19.297	11.718
10	13:51:08.198	<b>43.599</b>	+0.026	<b>12.567</b>	19.378	11.654
11	13:51:51.771	<b>43.573</b>		12.601	19.344	<b>11.628</b>
12	13:52:35.381	<b>43.610</b>	+0.037	12.618	<b>19.285</b>	11.707
13	13:53:19.326	<b>43.945</b>	+0.372	12.884	19.300	11.761

(519) Erwin Jalving

1	13:44:30.659	<b>48.697</b>	+5.070	15.344	21.185	12.168
2	13:45:15.326	<b>44.667</b>	+1.040	13.024	19.684	11.959
3	13:45:59.750	<b>44.424</b>	+0.797	12.844	19.701	11.879
4	13:46:43.871	<b>44.121</b>	+0.494	12.811	19.537	11.773
5	13:47:27.835	<b>43.964</b>	+0.337	12.653	19.566	11.745
6	13:48:11.594	<b>43.759</b>	+0.132	12.614	19.446	11.699
7	13:48:55.290	<b>43.696</b>	+0.069	<b>12.635</b>	19.447	11.714
8	13:49:39.140	<b>43.850</b>	+0.223	12.544	19.442	11.864
9	13:50:23.545	<b>44.405</b>	+0.778	13.133	19.544	11.728
10	13:51:07.686	<b>44.141</b>	+0.514	12.944	19.498	11.699

(424) Noah Kaltenbach

1	13:44:31.925	<b>49.616</b>	+5.537	15.136	21.312	13.168
2	13:45:17.871	<b>45.946</b>	+1.867	13.496	20.220	12.230
3	13:46:04.100	<b>46.229</b>	+2.150	13.492	20.183	12.554
4	13:46:49.675	<b>45.575</b>	+1.496	13.471	20.156	11.948
5	13:47:34.566	<b>44.891</b>	+0.812	13.033	19.854	12.004
6	13:48:19.186	<b>44.620</b>	+0.541	13.040	19.819	11.761
7	13:49:03.383	<b>44.197</b>	+0.118	12.901	19.525	

INT. ADAC Kartrennen Kerpen

DSKC - KZ2

Erftlandring Kerpen 1,110 Km

Qualifying Heat B/C

20.07.2024 13:40

Race (13 Laps) started at 13:43:39

Lap	Time of Day	Lap Tm	Diff	S1 Tm	S2 Tm	S3 Tm	Lap	Time of Day	Lap Tm	Diff	S1 Tm	S2 Tm	S3 Tm
10	13:51:16.543	44.161	+0.082	12.794	19.554	11.813	9	13:50:22.565	44.262	+0.743	12.856	19.606	11.800
11	13:52:00.826	44.283	+0.204	12.989	19.577	11.717							
12	13:52:44.905	44.079		12.764	19.569	11.746							
13	13:53:29.026	44.121	+0.042	12.804	19.521	11.796							

(454) Markus Rausch

1	13:44:32.584	50.086	+6.002	15.283	21.459	13.344
2	13:45:19.161	46.577	+2.493	13.838	20.307	12.432
3	13:46:04.832	45.671	+1.587	13.368	20.104	12.199
4	13:46:50.001	45.169	+1.085	12.964	20.064	12.141
5	13:47:35.338	45.337	+1.253	13.075	20.108	12.154
6	13:48:19.649	44.311	+0.227	12.759	19.620	11.932
7	13:49:03.875	44.226	+0.142	12.786	19.607	11.833
8	13:49:48.197	44.322	+0.238	12.733	19.710	11.879
9	13:50:32.692	44.495	+0.411	12.810	19.703	11.982
10	13:51:16.951	44.259	+0.175	12.828	19.572	11.859
11	13:52:01.213	44.262	+0.178	12.868	19.560	11.834
12	13:52:45.297	44.084		12.750	19.493	11.841
13	13:53:29.489	44.192	+0.108	12.759	19.508	11.925

(444) Lars Ossenbeck

1	13:44:32.130	50.061	+6.337	15.528	21.239	13.294
2	13:45:19.818	47.688	+3.964	14.784	20.471	12.433
3	13:46:05.386	45.568	+1.844	13.283	20.206	12.079
4	13:46:50.721	45.335	+1.611	12.946	20.086	12.303
5	13:47:35.775	45.054	+1.330	12.799	20.283	11.972
6	13:48:20.149	44.374	+0.650	12.784	19.763	11.827
7	13:49:04.213	44.064	+0.340	12.718	19.531	11.815
8	13:49:48.625	44.412	+0.688	12.736	19.824	11.852
9	13:50:33.099	44.474	+0.750	12.705	19.932	11.837
10	13:51:17.369	44.270	+0.546	12.789	19.680	11.801
11	13:52:01.696	44.327	+0.603	12.741	19.700	11.886
12	13:52:45.420	43.724		12.679	19.409	11.736
13	13:53:29.697	44.277	+0.553	12.832	19.492	11.953

(418) Noah HöB

1	13:44:32.899	49.822	+5.981	15.585	21.064	13.173
2	13:45:19.357	46.458	+2.617	13.645	20.454	12.359
3	13:46:05.036	45.679	+1.838	13.284	20.217	12.178
4	13:46:50.126	45.090	+1.249	12.927	20.149	12.014
5	13:47:35.447	45.321	+1.480	13.138	20.107	12.076
6	13:48:19.816	44.369	+0.528	12.801	19.689	11.879
7	13:49:04.042	44.226	+0.385	12.825	19.591	11.810
8	13:49:48.359	44.317	+0.476	12.747	19.737	11.833
9	13:50:32.789	44.430	+0.589	12.828	19.782	11.820
10	13:51:17.161	44.372	+0.531	12.939	19.587	11.846
11	13:52:01.959	44.798	+0.957	12.749	19.929	12.120
12	13:52:45.800	43.841		12.694	19.396	11.751
13	13:53:29.885	44.085	+0.244	12.742	19.506	11.837

(406) Christian Breiter

1	13:44:33.160	47.480	+3.701	14.598	20.287	12.595
2	13:45:19.724	46.564	+2.785	13.600	20.343	12.621
3	13:46:05.208	45.484	+1.705	13.189	20.182	12.113
4	13:46:50.495	45.287	+1.508	12.989	20.069	12.229
5	13:47:35.710	45.215	+1.436	12.935	20.101	12.179
6	13:48:20.574	44.864	+1.085	13.164	19.595	12.105
7	13:49:04.711	44.137	+0.358	12.668	19.546	11.923
8	13:49:48.931	44.220	+0.441	12.664	19.528	12.028
9	13:50:33.327	44.396	+0.617	12.783	19.776	11.837
10	13:51:17.712	44.385	+0.606	12.919	19.606	11.860
11	13:52:02.299	44.587	+0.808	12.774	19.584	12.229
12	13:52:46.361	44.062	+0.283	12.698	19.560	11.804
13	13:53:30.140	43.779		12.614	19.312	11.853

(517) Derk van Silfhout

1	13:44:28.871	47.330	+3.811	14.790	20.364	12.176
2	13:45:13.702	44.831	+1.312	13.099	19.907	11.825
3	13:45:58.781	45.079	+1.560	13.526	19.745	11.808
4	13:46:42.821	44.040	+0.521	12.823	19.454	11.763
5	13:47:26.450	43.629	+0.110	12.576	19.403	11.650
6	13:48:10.058	43.608	+0.089	12.727	19.279	11.602
7	13:48:53.577	43.519		12.460	19.355	11.704
8	13:49:38.303	44.726	+1.207	12.945	19.787	11.994



INT. ADAC Kartrennen Kerpen

Lapchart

DSKC - KZ2


Erftlandring Kerpen 1,110 Km

Qualifying Heat B/C

20.07.2024 13:40

Race (13 Laps) started at 13:43:39

Competitors		Laps													
		0	1	2	3	4	5	6	7	8	9	10	11	12	13
Dion van Werven (477)	1	477	477	477	477	477	477	431	431	431	431	431	431	431	431
Enzo Bol (440)	2	440	431	431	431	431	431	466	477	477	477	477	477	477	477
Simon Rechenmacher (431)	3	431	466	466	466	466	466	477	440	440	440	440	440	440	440
Maximilian Schreyer (466)	4	466	440	440	440	440	440	440	466	466	466	466	466	466	466
Siep Kuypers (426)	5	426	427	427	427	427	427	427	427	427	427	427	427	427	427
Emma Felbermayr (427)	6	427	408	408	408	408	408	408	408	408	408	408	408	408	408
Florian Breitenbach (408)	7	408	426	426	426	426	426	426	426	426	426	426	426	426	426
Rouven Wilk (415)	8	415	415	415	415	415	415	415	415	415	415	415	415	415	415
Svenja Dreher (524)	9	524	428	524	524	524	524	524	524	524	524	524	524	524	524
Lukas Reiböck (428)	10	428	524	428	428	428	428	428	428	428	437	437	437	437	437
Felix Wischlitzki (437)	11	437	437	437	437	437	437	437	437	437	468	468	468	468	468
Derk van Silfhout (517)	12	517	517	517	468	468	468	468	468	468	428	428	428	428	428
Nathalie Kreitz (420)	13	420	468	468	420	420	517	517	517	517	517	420	420	420	420
Rick Hartmann (468)	14	468	420	420	517	517	420	420	420	420	520	520	520	520	520
Julius Lassen (520)	15	520	411	520	520	520	520	520	520	520	520	411	411	411	411
Erwin Jalving (519)	16	519	520	488	488	411	411	411	411	411	411	488	488	488	488
Philipp Salzmann (411)	17	411	488	411	411	488	488	488	488	488	488	519	519	519	519
Lars Ossenbeck (444)	18	444	519	519	519	519	519	519	519	519	519	518	518	518	518
David Gorcica (488)	19	488	424	424	518	518	518	518	518	518	518	416	416	416	416
Daan Zopfi (518)	20	518	444	518	416	416	416	416	416	416	416	424	424	424	424
Noah Kaltenbach (424)	21	424	518	416	424	424	424	424	424	424	424	454	454	454	454
Jayden Gushiken (416)	22	416	416	454	454	454	454	454	454	454	454	418	444	444	444
Markus Rausch (454)	23	454	454	418	418	418	418	418	418	418	418	444	418	418	418
Noah Höß (418)	24	418	418	406	406	406	406	444	444	444	444	406	406	406	406
Christian Breiter (406)	25	406	406	444	444	444	444	406	406	406	406				
Jory Molema (435)	26	435													





### DSKC - KZ2

### Qualifying Heat A/C

Track length: 1.110 Km

Race Started: 15:58:44

Best Lap by: 442 - Maximilian Schleimer - 42.957


Rank	#	Driver	Nat	Sponsor Entrant	Nat	License E-License	Make	laps	T. Time Diff	Best Lap	Penalty	Points
1	0	423 Claudia Henning	DEU	Henning Claudia	DEU	ITE11645 IDC11645	Birel ART/TM/Vega	13	9:29.434	43.030		50
2	3	442 Maximilian Schleimer	DEU	ADAC Mittelrhein e.V. Maranello SRP Factory Team	DEU	ITE 11572 KBF38275	Maranello/TM/Vega	13	9:33.242 3.808	42.957		44
3	-1	440 Enzo Bol	NLD	SP Motorsport	NLD	ITE42526 IBL47253	KR/TM/Vega	13	9:33.550 4.116	43.038		41
4	0	466 Maximilian Schreyer	DEU	Maranello SRP Factory Team	DEU	ITE 31254 BIC38275	Maranello/TM /Vega	13	9:36.210 6.776	43.200		38
5	1	426 Siep Kuypers	NLD	CRG Holland	NLD	ITE52719 155221008	CRG/TM/Vega	13	9:36.563 7.129	43.310		36
6	1	417 Emanuel Mai	DEU	Solgat Motorsport	DEU	ITE 16484 KBF42332	Birel ART/TM/Vega	13	9:36.948 7.514	43.232		34
7	4	436 Cedric Malk	CHE	Millennium Racing	DEU	ITE1350 KBF38042	Tony Kart/TM/Vega	13	9:37.675 8.241	43.285		32
8	2	415 Rouven Wilk	DEU	Mach1 Motorsport	DEU	ITE35449 KBF39310	Mach1/TM/Vega	13	9:38.467 9.033	43.152		30
9	-6	419 Dominik Reuters	DEU	Dörr Motorsport	DEU	ITE 14038 BIF38420	KR/IAME/Vega	13	9:39.557 10.123	43.172		28
10	2	420 Nathalie Kreitz	DEU	VDB Kart Racing	DEU	ITE 14979 KBF10478	Birel ART/TM/Vega	13	9:39.904 10.470	43.473		27
11	3	437 Felix Wischlitzi	DEU	ADAC Mittelrhein e.V. RMW Motorsport	DEU	ITE 15497 BIC39010	Tony-Kart/TM/Vega	13	9:40.021 10.587	43.279		26
12	3	410 Maurice Schenck	DEU	APEX Performance	DEU	ITE 10412 KBF38438	Maranello/TM/Vega	13	9:40.518 11.084	43.267		25
13	0	430 Andreas Dresen	DEU	Maranello SRP Factory Team	DEU	ITC-C28031 KBF38275	Maranello/TM/Vega	13	9:40.764 11.330	43.315		24
14	9	452 Erik Müller	DEU	Mach1 Motorsport	DEU	ITE 17884 BIC20651	Mach1/TM /Vega	13	9:42.508 13.074	43.517		23
15	4	429 Adrian Martinz	AUT	BIREL ART RACING KSW	AUT	ITEJK2072 IBLBK 102	Birel ART/TM/Vega	13	9:42.743 13.309	43.312		22
16	-8	524 Svenja Dreher	DEU	Mach1 Motorsport	DEU	ITE 24813 IBL20651	Mach1/TM/Vega	13	9:42.956 13.522	43.160	+ 5 sec	21
17	1	519 Erwin Jalving	NLD	ADAC Niedersachsen/ Sachsen-Anhalt e.V.	DEU	ITE23043 BIC38443	Maranello/TM/Vega	13	9:43.712 14.278	43.526		20
18	3	425 Noah Gounot	DEU	Solgat Motorsport	DEU	NKA30555 KBF42332	Birel ART/TM/Vega	13	9:44.016 14.582	43.269		19
19	-2	412 Ajdin Jatic	NLD	Falcon Racing Team	NLD	ITE52317 12131007	Falcon/TM/Vega	13	9:45.859 16.425	43.481		18
20	0	444 Lars Ossenbeck	DEU	ADAC Niedersachsen/ Sachsen-Anhalt e.V.	DEU	ITE 38498 BIC38443	Maranello/TM/Vega	13	9:46.777 17.343	43.544		17
21	3	418 Noah Höß	DEU	Solgat Motorsport	DEU	ITE 19884 BIF42332	Birel ART/TM/Vega	13	9:47.643 18.209	43.738		16
22	-6	518 Daan Zopfi	NLD	Daan Zopfi	NLD	ITE 42180 IDC42180	Birel ART/TM/Vega	13	9:47.918 18.484	43.415	+ 5 seec	15
23	2	525 Paul Moritz Doktor	DEU	CRG Deutschland	DEU	NKA21214 KBF42811	CRG/TM/Vega	13	9:51.155 21.721	44.089		14
24	2	454 Markus Rausch	DEU	Markus Rausch	DEU	ITE 11242 IDC11242	Maranello/TM/Vega	13	9:56.174 26.740	44.207		13
25	-3	424 Noah Kaltenbach	DEU	7L-Performance	DEU	ITE 41550 KBF38668	Tony Kart/TM /Vega	13	9:58.339 28.905	43.756		12
26	-17	523 Karol Pasiewicz	POL	Dörr Motorsport	DEU	ITE 10000 BIF38420	KR/IAME/Vega	5	3:49.239 8 Laps	43.677		11

#### Announcements

# 518,524 + 5 sec front fairing

Timekeeper  
M.Riehmers

Race Director  
H.Seidel





INT. ADAC Kartrennen Kerpen

DSKC - KZ2

Erftlandring Kerpen 1,110 Km

Qualifying Heat A/C

20.07.2024 15:55

Race (13 Laps) started at 15:58:44

Lap	Time of Day	Lap Tm	Diff	S1 Tm	S2 Tm	S3 Tm
<b>(423) Claudia Henning</b>						
1	15:59:34.625	<b>49.929</b>	+6.899	18.201	19.810	11.918
2	16:00:18.497	<b>43.872</b>	+0.842	12.745	19.430	11.697
3	16:01:01.897	<b>43.400</b>	+0.370	12.548	19.266	11.586
4	16:01:45.318	<b>43.421</b>	+0.391	12.530	19.291	11.600
5	16:02:28.553	<b>43.235</b>	+0.205	12.487	19.212	<b>11.536</b>
6	16:03:11.770	<b>43.217</b>	+0.187	12.450	19.194	11.573
7	16:03:55.050	<b>43.280</b>	+0.250	12.483	19.167	11.630
8	16:04:38.362	<b>43.312</b>	+0.282	12.471	19.218	11.623
9	16:05:21.509	<b>43.147</b>	+0.117	12.435	19.172	11.540
10	16:06:04.539	<b>43.030</b>		12.396	<b>19.094</b>	11.540
11	16:06:47.594	<b>43.055</b>	+0.025	12.400	19.107	11.548
12	16:07:30.902	<b>43.308</b>	+0.278	12.434	19.327	11.547
13	16:08:14.130	<b>43.228</b>	+0.198	<b>12.391</b>	19.271	11.566

Lap	Time of Day	Lap Tm	Diff	S1 Tm	S2 Tm	S3 Tm
<b>(442) Maximilian Schleimer</b>						
1	15:59:36.305	<b>47.175</b>	+4.218	14.829	20.348	11.998
2	16:00:20.710	<b>44.405</b>	+1.448	12.983	19.659	11.763
3	16:01:05.650	<b>44.940</b>	+1.983	13.263	19.654	12.023
4	16:01:49.172	<b>43.522</b>	+0.565	12.674	19.224	11.624
5	16:02:32.544	<b>43.372</b>	+0.415	12.630	19.207	11.535
6	16:03:15.592	<b>43.048</b>	+0.091	12.460	19.135	11.453
7	16:03:58.698	<b>43.106</b>	+0.149	12.412	19.228	11.466
8	16:04:41.768	<b>43.070</b>	+0.113	12.360	19.254	11.456
9	16:05:24.725	<b>42.957</b>		<b>12.348</b>	19.136	11.473
10	16:06:08.196	<b>43.471</b>	+0.514	12.768	19.170	11.533
11	16:06:51.583	<b>43.387</b>	+0.430	12.898	<b>19.067</b>	<b>11.422</b>
12	16:07:34.696	<b>43.113</b>	+0.156	12.421	19.130	11.562
13	16:08:17.938	<b>43.242</b>	+0.285	12.385	19.223	11.634

Lap	Time of Day	Lap Tm	Diff	S1 Tm	S2 Tm	S3 Tm
<b>(440) Enzo Bol</b>						
1	15:59:36.827	<b>47.407</b>	+4.369	15.427	19.981	11.999
2	16:00:20.309	<b>44.482</b>	+1.444	12.925	19.703	11.854
3	16:01:04.190	<b>43.881</b>	+0.843	12.736	19.415	11.730
4	16:01:47.715	<b>43.525</b>	+0.487	12.625	19.285	11.615
5	16:02:31.197	<b>43.482</b>	+0.444	12.573	19.315	11.594
6	16:03:14.649	<b>43.452</b>	+0.414	12.546	19.293	11.613
7	16:03:57.975	<b>43.326</b>	+0.288	12.488	19.213	11.625
8	16:04:41.329	<b>43.354</b>	+0.316	12.477	19.264	11.613
9	16:05:24.557	<b>43.228</b>	+0.190	12.540	19.182	<b>11.506</b>
10	16:06:08.515	<b>43.958</b>	+0.920	13.161	19.246	11.551
11	16:06:52.154	<b>43.639</b>	+0.601	12.772	19.271	11.596
12	16:07:35.192	<b>43.038</b>		12.442	<b>19.079</b>	11.517
13	16:08:18.246	<b>43.054</b>	+0.016	<b>12.438</b>	19.103	11.513

Lap	Time of Day	Lap Tm	Diff	S1 Tm	S2 Tm	S3 Tm
<b>(466) Maximilian Schreyer</b>						
1	15:59:35.375	<b>46.629</b>	+3.429	14.648	19.921	12.060
2	16:00:20.147	<b>44.772</b>	+1.572	13.187	19.767	11.818
3	16:01:05.534	<b>45.387</b>	+2.187	13.299	19.378	12.710
4	16:01:49.491	<b>43.957</b>	+0.767	12.926	19.455	11.576
5	16:02:32.993	<b>43.502</b>	+0.302	12.592	19.307	11.603
6	16:03:16.418	<b>43.425</b>	+0.225	12.541	19.323	11.561
7	16:03:59.975	<b>43.557</b>	+0.357	12.550	19.435	11.572
8	16:04:43.296	<b>43.321</b>	+0.121	12.498	<b>19.165</b>	11.658
9	16:05:26.496	<b>43.200</b>		<b>12.423</b>	19.271	<b>11.506</b>
10	16:06:09.827	<b>43.331</b>	+0.131	12.497	19.274	11.560
11	16:06:53.218	<b>43.391</b>	+0.191	12.458	19.204	11.729
12	16:07:37.594	<b>44.376</b>	+1.176	13.393	19.440	11.543
13	16:08:20.906	<b>43.312</b>	+0.112	12.533	19.209	11.570

Lap	Time of Day	Lap Tm	Diff	S1 Tm	S2 Tm	S3 Tm
<b>(426) Siep Kuypers</b>						
1	15:59:36.444	<b>47.394</b>	+4.084	14.989	20.419	11.986
2	16:00:20.926	<b>44.482</b>	+1.172	12.980	19.659	11.843
3	16:01:05.387	<b>44.461</b>	+1.151	12.918	19.482	12.061
4	16:01:49.015	<b>43.628</b>	+0.318	12.633	19.379	11.616
5	16:02:32.842	<b>43.827</b>	+0.517	12.917	19.331	11.579
6	16:03:16.248	<b>43.406</b>	+0.096	12.549	19.278	11.579
7	16:03:59.689	<b>43.441</b>	+0.131	12.518	19.336	11.587
8	16:04:43.012	<b>43.323</b>	+0.013	12.502	19.243	11.578
9	16:05:26.322	<b>43.310</b>		<b>12.493</b>	19.250	<b>11.567</b>
10	16:06:10.227	<b>43.905</b>	+0.595	13.079	19.248	11.578
11	16:06:53.586	<b>43.359</b>	+0.049	12.521	<b>19.207</b>	11.631
12	16:07:37.791	<b>44.205</b>	+0.895	13.166	19.470	11.569

Lap	Time of Day	Lap Tm	Diff	S1 Tm	S2 Tm	S3 Tm
<b>(417) Emanuel Mai</b>						
13	16:08:21.259	<b>43.468</b>	+0.158	12.591	19.214	11.663
1	15:59:37.391	<b>47.827</b>	+4.595	14.610	20.976	12.241
2	16:00:21.878	<b>44.487</b>	+1.255	12.889	19.743	11.855
3	16:01:06.111	<b>44.233</b>	+1.001	12.663	19.592	11.978
4	16:01:49.902	<b>43.791</b>	+0.559	12.660	19.401	11.730
5	16:02:33.439	<b>43.537</b>	+0.305	12.495	19.428	11.614
6	16:03:16.904	<b>43.465</b>	+0.233	12.502	19.327	11.636
7	16:04:00.344	<b>43.440</b>	+0.208	12.463	19.358	11.619
8	16:04:43.757	<b>43.413</b>	+0.181	12.423	19.346	11.644
9	16:05:26.989	<b>43.232</b>		<b>12.391</b>	19.285	<b>11.556</b>
10	16:06:10.470	<b>43.481</b>	+0.249	12.554	19.286	11.641
11	16:06:53.962	<b>43.492</b>	+0.260	12.491	19.426	11.675
12	16:07:38.005	<b>44.043</b>	+0.811	12.892	19.509	11.642
13	16:08:21.644	<b>43.639</b>	+0.407	12.642	<b>19.283</b>	11.714

Lap	Time of Day	Lap Tm	Diff	S1 Tm	S2 Tm	S3 Tm
<b>(436) Cedric Malk</b>						
1	15:59:38.047	<b>48.021</b>	+4.736	14.449	21.220	12.352
2	16:00:22.727	<b>44.680</b>	+1.395	13.022	19.741	11.917
3	16:01:07.103	<b>44.376</b>	+1.091	12.748	19.745	11.883
4	16:01:50.993	<b>43.890</b>	+0.605	12.810	19.411	11.669
5	16:02:34.590	<b>43.597</b>	+0.312	12.471	19.363	11.763
6	16:03:18.507	<b>43.917</b>	+0.632	12.766	19.470	11.681
7	16:04:02.174	<b>43.667</b>	+0.382	12.671	19.374	11.622
8	16:04:45.496	<b>43.322</b>	+0.037	12.410	19.279	11.633
9	16:05:28.784	<b>43.288</b>	+0.003	12.415	19.310	11.563
10	16:06:12.170	<b>43.386</b>	+0.101	12.437	19.317	11.632
11	16:06:55.715	<b>43.545</b>	+0.260	12.682	19.283	11.580
12	16:07:39.086	<b>43.371</b>	+0.086	12.597	<b>19.233</b>	<b>11.541</b>
13	16:08:22.371	<b>43.285</b>		<b>12.393</b>	19.290	11.602

Lap	Time of Day	Lap Tm	Diff	S1 Tm	S2 Tm	S3 Tm
<b>(415) Rouven Wilk</b>						
1	15:59:37.858	<b>48.003</b>	+4.851	14.516	21.076	12.411
2	16:00:22.506	<b>44.648</b>	+1.496	13.041	19.729	11.878
3	16:01:06.938	<b>44.432</b>	+1.280	12.790	19.773	11.869
4	16:01:50.677	<b>43.739</b>	+0.587	12.670	19.425	11.644
5	16:02:34.403	<b>43.726</b>	+0.574	12.571	19.342	11.813
6	16:03:18.353	<b>43.950</b>	+0.798	12.747	19.402	11.801
7	16:04:03.134	<b>44.781</b>	+1.629	12.713	20.284	11.784
8	16:04:46.570	<b>43.436</b>	+0.284	12.563	19.241	11.632
9	16:05:29.861	<b>43.291</b>	+0.139	12.473	19.253	11.565
10	16:06:13.013	<b>43.152</b>		<b>12.442</b>	<b>19.132</b>	11.578
11	16:06:56.395	<b>43.382</b>	+0.230	12.491	19.279	11.612
12	16:07:39.905	<b>43.510</b>	+0.358	12.557	19.309	11.644
13	16:08:23.163	<b>43.258</b>	+0.106	12.464	19.233	<b>11.561</b>

Lap	Time of Day	Lap Tm	Diff	S1 Tm	S2 Tm	S3 Tm
<b>(419) Dominik Reuters</b>						
1	15:59:35.486	<b>46.661</b>	+3.489	14.707	19.908	12.046
2	16:00:19.777	<b>44.291</b>	+1.119	12.879	19.581	11.831
3	16:01:03.538	<b>43.761</b>	+0.589	12.659	19.399	11.703
4	16:01:47.138	<b>43.600</b>	+0.428	12.583	19.234	11.783
5	16:02:30.606	<b>43.468</b>	+0.296	12.566	19.259	11.643
6	16:03:13.876	<b>43.270</b>	+0.098	12.454	19.213	11.603
7	16:03:57.227	<b>43.351</b>	+0.179	12.496	19.232	11.623
8	16:04:40.399	<b>43.172</b>		<b>12.400</b>	19.164	11.608
9	16:05:23.620	<b>43.221</b>	+0.049	12.431	<b>19.160</b>	11.630
10	16:06:07.978	<b>44.358</b>	+1.186	13.514	19.259	<b>11.585</b>
11	16:06:53.198	<b>45.220</b>	+2.048	12.499	19.169	13.552
12	16:07:37.037	<b>43.839</b>	+0.667	12.909	19.246	11.684
13	16:08:24.253	<b>47.216</b>	+4.044	16.098	19.416	11.702

Lap	Time of Day	Lap Tm	Diff	S1 Tm	S2 Tm	S3 Tm
<b>(420) Nathalie Kreitz</b>						
1	15:59:38.562	<b>48.416</b>	+4.943	15.015	21.183	12.218
2	16:00:23.264	<b>44.702</b>	+1.229	13.047	19.756	11.899
3	16:01:					

INT. ADAC Kartrennen Kerpen

DSKC - KZ2

Erftlandring Kerpen 1,110 Km

Qualifying Heat A/C

20.07.2024 15:55

Race (13 Laps) started at 15:58:44

Lap	Time of Day	Lap Tm	Diff	S1 Tm	S2 Tm	S3 Tm
12	16:07:40.963	<b>43.553</b>	+0.080	12.518	19.345	11.690
13	16:08:24.600	<b>43.637</b>	+0.164	12.608	19.272	11.757

Lap	Time of Day	Lap Tm	Diff	S1 Tm	S2 Tm	S3 Tm
1	15:59:38.696	<b>48.058</b>	+4.779	15.038	20.900	12.120
2	16:00:23.435	<b>44.739</b>	+1.460	13.157	19.714	11.868
3	16:01:07.706	<b>44.271</b>	+0.992	12.845	19.503	11.923
4	16:01:51.848	<b>44.142</b>	+0.863	13.061	19.409	11.672
5	16:02:35.724	<b>43.876</b>	+0.597	12.736	19.450	11.690
6	16:03:19.412	<b>43.688</b>	+0.409	12.625	19.394	11.669
7	16:04:03.647	<b>44.235</b>	+0.956	12.657	19.664	11.914
8	16:04:47.555	<b>43.908</b>	+0.629	12.993	19.376	<b>11.539</b>
9	16:05:30.911	<b>43.356</b>	+0.077	12.529	19.268	11.559
10	16:06:14.190	<b>43.279</b>		<b>12.442</b>	<b>19.245</b>	11.592
11	16:06:57.629	<b>43.439</b>	+0.160	12.573	19.306	11.560
12	16:07:41.152	<b>43.523</b>	+0.244	12.590	19.285	11.648
13	16:08:24.717	<b>43.565</b>	+0.286	12.586	19.314	11.665

(410) Maurice Schenck

1	15:59:39.438	<b>48.908</b>	+5.641	15.456	21.186	12.266
2	16:00:24.596	<b>45.158</b>	+1.891	13.249	19.932	11.977
3	16:01:08.900	<b>44.304</b>	+1.037	12.874	19.558	11.872
4	16:01:52.867	<b>43.967</b>	+0.700	12.796	19.477	11.694
5	16:02:36.750	<b>43.883</b>	+0.616	12.717	19.438	11.728
6	16:03:20.566	<b>43.816</b>	+0.549	12.757	19.385	11.674
7	16:04:04.101	<b>43.535</b>	+0.268	12.519	19.363	11.653
8	16:04:48.452	<b>44.351</b>	+1.084	13.247	19.484	11.620
9	16:05:31.787	<b>43.335</b>	+0.068	12.454	19.285	11.596
10	16:06:15.234	<b>43.447</b>	+0.180	12.445	19.427	11.575
11	16:06:58.553	<b>43.319</b>	+0.052	12.455	19.314	11.550
12	16:07:41.820	<b>43.257</b>		<b>12.476</b>	<b>19.248</b>	<b>11.543</b>
13	16:08:25.214	<b>43.394</b>	+0.127	<b>12.409</b>	19.353	11.632

(430) Andreas Dresen

1	15:59:39.240	<b>48.751</b>	+5.436	15.110	21.421	12.220
2	16:00:24.298	<b>45.058</b>	+1.743	13.275	19.807	11.976
3	16:01:08.702	<b>44.404</b>	+1.089	12.954	19.504	11.946
4	16:01:52.645	<b>43.943</b>	+0.628	12.785	19.396	11.762
5	16:02:36.591	<b>43.946</b>	+0.631	12.703	19.416	11.827
6	16:03:20.906	<b>44.315</b>	+1.000	13.079	19.442	11.794
7	16:04:04.398	<b>43.492</b>	+0.177	12.578	19.206	11.708
8	16:04:48.744	<b>44.346</b>	+1.031	13.123	19.435	11.788
9	16:05:32.085	<b>43.341</b>	+0.026	12.538	19.193	<b>11.610</b>
10	16:06:15.480	<b>43.395</b>	+0.080	12.542	19.227	11.626
11	16:06:58.809	<b>43.329</b>	+0.014	<b>12.437</b>	19.228	11.664
12	16:07:42.145	<b>43.336</b>	+0.021	12.528	19.197	11.611
13	16:08:25.460	<b>43.315</b>		12.500	<b>19.129</b>	11.686

(452) Erik Müller

1	15:59:40.260	<b>48.896</b>	+5.379	15.112	21.578	12.206
2	16:00:25.100	<b>44.840</b>	+1.323	13.106	19.804	11.930
3	16:01:09.178	<b>44.078</b>	+0.561	12.812	19.407	11.859
4	16:01:53.165	<b>43.987</b>	+0.470	12.759	19.491	11.737
5	16:02:37.162	<b>43.997</b>	+0.480	12.960	19.344	11.693
6	16:03:21.182	<b>44.020</b>	+0.503	12.853	19.420	11.747
7	16:04:04.795	<b>43.613</b>	+0.096	12.646	19.283	11.684
8	16:04:49.009	<b>44.214</b>	+0.697	12.965	19.548	11.701
9	16:05:32.752	<b>43.743</b>	+0.226	12.763	19.326	11.654
10	16:06:16.298	<b>43.546</b>	+0.029	12.611	19.313	<b>11.622</b>
11	16:06:59.867	<b>43.569</b>	+0.052	12.612	19.294	11.663
12	16:07:43.384	<b>43.517</b>		<b>12.603</b>	<b>19.261</b>	11.653
13	16:08:27.204	<b>43.820</b>	+0.303	12.730	19.352	11.738

(429) Adrian Martinz

1	15:59:39.876	<b>48.720</b>	+5.408	15.105	21.503	12.112
2	16:00:24.890	<b>45.014</b>	+1.702	13.178	19.928	11.908
3	16:01:09.493	<b>44.603</b>	+1.291	13.184	19.699	11.721
4	16:01:53.504	<b>44.011</b>	+0.699	12.859	19.443	11.709
5	16:02:37.573	<b>44.069</b>	+0.757	12.932	19.516	11.621
6	16:03:21.381	<b>43.808</b>	+0.496	12.612	19.432	11.764
7	16:04:05.158	<b>43.777</b>	+0.465	12.600	19.465	11.712
8	16:04:49.129	<b>43.971</b>	+0.659	12.707	19.678	11.586
9	16:05:33.356	<b>44.227</b>	+0.915	12.905	19.661	11.661
10	16:06:16.668	<b>43.312</b>		12.409	19.367	<b>11.536</b>

Lap	Time of Day	Lap Tm	Diff	S1 Tm	S2 Tm	S3 Tm
11	16:07:00.145	<b>43.477</b>	+0.165	<b>12.400</b>	19.446	11.631
12	16:07:43.591	<b>43.446</b>	+0.134	12.467	<b>19.359</b>	11.620
13	16:08:27.439	<b>43.848</b>	+0.536	12.766	19.419	11.663

(524) Svenja Dreher

1	15:59:38.257	<b>48.320</b>	+5.160	14.850	21.153	12.317
2	16:00:22.912	<b>44.655</b>	+1.495	13.095	19.719	11.841
3	16:01:07.316	<b>44.404</b>	+1.244	12.823	19.678	11.903
4	16:01:51.254	<b>43.938</b>	+0.778	12.699	19.513	11.726
5	16:02:34.762	<b>43.508</b>	+0.348	12.547	19.294	11.667
6	16:03:18.737	<b>43.975</b>	+0.815	12.694	19.594	11.687
7	16:04:02.602	<b>43.865</b>	+0.705	12.587	19.654	11.624
8	16:04:46.951	<b>43.349</b>	+0.189	12.426	19.268	11.655
9	16:05:29.206	<b>43.255</b>	+0.095	12.433	19.209	11.613
10	16:06:12.366	<b>43.160</b>		12.376	<b>19.193</b>	<b>11.591</b>
11	16:06:55.987	<b>43.621</b>	+0.461	12.703	19.297	11.621
12	16:07:39.460	<b>43.473</b>	+0.313	12.652	19.226	11.595
13	16:08:22.652	<b>43.192</b>	+0.032	<b>12.372</b>	19.220	11.600

(519) Erwin Jalving

1	15:59:39.800	<b>48.984</b>	+5.458	15.332	21.467	12.185
2	16:00:25.701	<b>45.901</b>	+2.375	13.792	20.217	11.892
3	16:01:10.193	<b>44.492</b>	+0.966	12.903	19.720	11.869
4	16:01:54.456	<b>44.263</b>	+0.737	12.854	19.659	11.750
5	16:02:38.356	<b>43.900</b>	+0.374	12.675	19.492	11.733
6	16:03:22.662	<b>44.306</b>	+0.780	13.037	19.535	11.734
7	16:04:06.429	<b>43.767</b>	+0.241	12.596	19.480	11.691
8	16:04:50.339	<b>43.910</b>	+0.384	12.595	19.620	11.695
9	16:05:34.098	<b>43.769</b>	+0.233	12.617	19.472	11.670
10	16:06:17.624	<b>43.526</b>		12.524	19.351	<b>11.651</b>
11	16:07:01.202	<b>43.578</b>	+0.052	<b>12.510</b>	19.414	11.654
12	16:07:44.830	<b>43.628</b>	+0.102	12.546	19.405	11.677
13	16:08:28.408	<b>43.578</b>	+0.052	12.552	<b>19.380</b>	11.696

(425) Noah Gounot

1	15:59:40.887	<b>49.621</b>	+6.352	15.689	21.750	12.182
2	16:00:26.511	<b>45.624</b>	+2.355	13.143	20.337	12.144
3	16:01:10.740	<b>44.229</b>	+0.960	12.779	19.676	11.774
4	16:01:55.211	<b>44.471</b>	+1.202	13.190	19.566	11.715
5	16:02:39.171	<b>43.960</b>	+0.691	12.611	19.450	11.899
6	16:03:23.022	<b>43.851</b>	+0.582	12.667	19.473	11.711
7	16:04:06.819	<b>43.797</b>	+0.528	12.599	19.476	11.722
8	16:04:51.506	<b>44.687</b>	+1.418	12.586	20.271	11.830
9	16:05:35.352	<b>43.846</b>	+0.577	12.819	19.356	11.671
10	16:06:18.728	<b>43.376</b>	+0.107	12.470	19.247	11.659
11	16:07:02.170	<b>43.442</b>	+0.173	12.517	19.319	11.606
12	16:07:45.443	<b>43.273</b>	+0.004	12.454	<b>19.222</b>	11.597
13	16:08:28.712	<b>43.269</b>		<b>12.445</b>	19.244	<b>11.580</b>

(412) Ajdin Jatic

1	15:59:38.974	<b>48.304</b>	+4.823	14.626	21.464	12.214
2	16:00:23.994	<b>45.020</b>	+1.539	13.289	19.819	11.912
3	16:01:08.154	<b>44.160</b>	+0.679	12.757	19.565	11.838
4	16:01:52.293	<b>44.139</b>	+0.658	12.774	19.488	11.877
5	16:02:36.063	<b>43.770</b>	+0.289	12.578	19.477	11.715
6	16:03:19.753	<b>43.690</b>	+0.209	12.520	19.474	11.696
7	16:04:03.737	<b>4</b>				

INT. ADAC Kartrennen Kerpen

DSKC - KZ2

Erftlandring Kerpen 1,110 Km

Qualifying Heat A/C

20.07.2024 15:55

Race (13 Laps) started at 15:58:44

Lap	Time of Day	Lap Tm	Diff	S1 Tm	S2 Tm	S3 Tm
10	16:06:19.505	43.769	+0.225	12.591	19.460	11.718
11	16:07:03.049	43.544		12.607	19.388	11.649
12	16:07:47.522	44.473	+0.929	13.240	19.472	11.761
13	16:08:31.473	43.951	+0.407	12.540	19.651	11.760

Lap	Time of Day	Lap Tm	Diff	S1 Tm	S2 Tm	S3 Tm
9	16:05:47.185	44.083	+0.327	12.799	19.633	11.651
10	16:06:31.307	44.122	+0.366	12.690	19.641	11.791
11	16:07:15.339	44.032	+0.276	12.698	19.605	11.729
12	16:07:59.095	43.756		12.703	19.417	11.636
13	16:08:43.035	43.940	+0.184	12.654	19.608	11.678

(418) Noah Hüb

1	15:59:41.842	49.751	+6.013	15.080	22.162	12.509
2	16:00:27.601	45.759	+2.021	13.302	20.245	12.212
3	16:01:12.692	45.091	+1.353	13.155	20.035	11.901
4	16:01:56.936	44.244	+0.506	12.730	19.653	11.861
5	16:02:41.074	44.138	+0.400	12.651	19.702	11.785
6	16:03:25.127	44.053	+0.315	12.641	19.586	11.826
7	16:04:09.150	44.023	+0.285	12.669	19.579	11.775
8	16:04:53.227	44.077	+0.339	12.651	19.593	11.889
9	16:05:37.178	43.951	+0.213	12.730	19.489	11.732
10	16:06:20.950	43.772	+0.034	12.528	19.432	11.812
11	16:07:04.701	43.751	+0.013	12.538	19.514	11.699
12	16:07:48.439	43.738		12.564	19.466	11.708
13	16:08:32.339	43.900	+0.162	12.633	19.410	11.857

(523) Karol Pasiewicz

1	15:59:37.609	47.923	+4.246	14.522	21.079	12.322
2	16:00:22.320	44.711	+1.034	13.059	19.728	11.924
3	16:01:06.458	44.138	+0.461	12.635	19.580	11.923
4	16:01:50.258	43.800	+0.123	12.623	19.382	11.795
5	16:02:33.935	43.577		12.509	19.477	11.691

(518) Daan Zopfi

1	15:59:40.453	49.595	+6.180	15.797	21.514	12.284
2	16:00:25.944	45.491	+2.076	13.226	20.320	11.945
3	16:01:10.314	44.370	+0.955	12.823	19.669	11.878
4	16:01:54.776	44.462	+1.047	13.249	19.504	11.709
5	16:02:38.469	43.693	+0.278	12.643	19.374	11.676
6	16:03:22.232	43.763	+0.348	12.718	19.363	11.682
7	16:04:05.840	43.608	+0.193	12.583	19.335	11.690
8	16:04:49.419	43.579	+0.164	12.550	19.360	11.669
9	16:05:33.563	44.144	+0.729	12.704	19.687	11.753
10	16:06:16.978	43.415		12.531	19.276	11.608
11	16:07:00.598	43.620	+0.205	12.497	19.278	11.845
12	16:07:44.139	43.541	+0.126	12.550	19.350	11.641
13	16:08:27.614	43.475	+0.060	12.561	19.259	11.655

(525) Paul Moritz Doktor

1	15:59:42.000	49.795	+5.707	15.170	22.142	12.484
2	16:00:27.766	45.766	+1.677	13.235	20.292	12.239
3	16:01:12.929	45.163	+1.074	13.105	20.082	11.976
4	16:01:57.371	44.442	+0.353	12.916	19.592	11.934
5	16:02:41.774	44.403	+0.314	12.848	19.717	11.838
6	16:03:26.183	44.409	+0.320	12.880	19.604	11.925
7	16:04:10.273	44.090	+0.001	12.851	19.404	11.835
8	16:04:54.584	44.311	+0.222	12.770	19.515	12.026
9	16:05:38.736	44.152	+0.063	12.715	19.672	11.765
10	16:06:22.861	44.125	+0.036	12.796	19.504	11.825
11	16:07:06.950	44.089		12.622	19.639	11.828
12	16:07:51.249	44.299	+0.210	13.031	19.459	11.809
13	16:08:35.851	44.602	+0.513	12.691	19.525	12.386

(454) Markus Rausch

1	15:59:41.630	49.903	+5.696	15.299	22.098	12.506
2	16:00:27.460	45.830	+1.623	13.326	20.291	12.213
3	16:01:13.735	46.275	+2.068	13.126	20.979	12.170
4	16:01:58.575	44.840	+0.633	12.855	19.898	12.087
5	16:02:43.711	45.136	+0.929	13.014	19.966	12.156
6	16:03:29.242	45.531	+1.324	12.973	19.970	12.588
7	16:04:14.093	44.851	+0.644	12.958	19.827	12.066
8	16:04:58.711	44.618	+0.411	12.823	19.760	12.035
9	16:05:43.424	44.713	+0.506	12.938	19.828	11.947
10	16:06:27.833	44.409	+0.202	12.719	19.666	12.024
11	16:07:12.252	44.419	+0.212	12.824	19.658	11.937
12	16:07:56.459	44.207		12.611	19.585	12.011
13	16:08:40.870	44.411	+0.204	12.710	19.602	12.099

(424) Noah Kaltenbach

1	15:59:42.469	50.495	+6.739	16.034	22.153	12.308
2	16:00:28.125	45.656	+1.900	13.096	20.173	12.387
3	16:01:14.028	45.903	+2.147	13.159	20.501	12.243
4	16:01:58.809	44.781	+1.025	12.974	19.834	11.973
5	16:02:43.978	45.169	+1.413	13.026	20.264	11.879
6	16:03:33.120	49.142	+5.386	12.853	20.157	16.132
7	16:04:18.861	45.741	+1.985	13.979	19.945	11.817
8	16:05:03.102	44.241	+0.485	12.844	19.600	11.797

INT. ADAC Kartrennen Kerpen

**Lapchart**

DSKC - KZ2

Erftlandring Kerpen 1,110 Km

Qualifying Heat A/C

20.07.2024 15:55

Race (13 Laps) started at 15:58:44

Competitors	Laps													
	0	1	2	3	4	5	6	7	8	9	10	11	12	13
Claudia Henning (423)	1	423	423	423	423	423	423	423	423	423	423	423	423	423
Enzo Bol (440)	2	440	466	419	419	419	419	419	419	419	419	442	442	442
Maximilian Schreyer (466)	3	466	419	466	440	440	440	440	440	440	442	440	440	440
Dominik Reuters (419)	4	419	440	440	426	426	442	442	442	442	440	419	419	466
Siep Kuypers (426)	5	426	442	442	466	442	426	426	426	426	466	466	466	426
Maximilian Schleimer (442)	6	442	426	426	442	466	466	466	466	466	426	426	426	417
Emanuel Mai (417)	7	417	417	417	417	417	417	417	417	417	417	417	417	436
Karol Pasiewicz (523)	8	523	523	523	523	523	415	436	436	436	436	436	436	524
Rouven Wilk (415)	9	415	415	415	415	415	436	524	524	524	524	524	524	415
Svenja Dreher (524)	10	524	436	436	436	436	524	415	415	415	415	415	415	419
Cedric Malk (436)	11	436	524	524	524	524	420	420	420	420	420	420	420	420
Nathalie Kreitz (420)	12	420	420	420	420	420	437	437	437	437	437	437	437	437
Andreas Dresen (430)	13	430	437	437	437	437	412	412	410	410	410	410	410	410
Maurice Schenck (410)	14	410	412	412	412	412	410	410	430	430	430	430	430	430
Felix Wischlitzi (437)	15	437	430	430	430	430	430	430	452	452	452	452	452	452
Ajdin Jatic (412)	16	412	410	410	410	410	452	452	429	429	429	429	429	429
Erwin Jalving (519)	17	519	519	429	452	452	429	429	518	518	518	518	518	518
Daan Zopfi (518)	18	518	429	452	429	429	518	518	519	519	519	519	519	519
Lars Ossenbeck (444)	19	444	452	519	519	519	519	519	444	425	425	425	425	425
Adrian Martinz (429)	20	429	518	518	518	518	444	444	425	444	444	444	412	412
Noah Gounot (425)	21	425	444	444	444	444	425	425	412	412	412	412	444	444
Erik Müller (452)	22	452	425	425	425	425	418	418	418	418	418	418	418	418
Markus Rausch (454)	23	454	454	454	418	418	418	525	525	525	525	525	525	525
Noah Kaltenbach (424)	24	424	418	418	525	525	525	454	454	454	454	454	454	454
Noah Höß (418)	25	418	525	525	454	454	454	424	424	424	424	424	424	424
Paul Moritz Doktor (525)	26	525	424	424	424	424	424							





### DSKC - KZ2

### Qualifying Heat A/B

Track length: 1.110 Km

Race Started: 18:23:52

Best Lap by: 423 - Claudia Henning - 42.524

Rank	#	Driver	Nat	Sponsor Entrant	Nat	License E-License	Make	laps	T. Time Diff	Best Lap	Penalty	Points
1	0	423 Claudia Henning	DEU	Henning Claudia	DEU	ITE11645 IDC11645	Birel ART/TM/Vega	13	9:28.952	42.524		50
2	2	431 Simon Rechenmacher	DEU	TB Racing Team	DEU	ITE 38327 KBF38262	KR/TM/Vega	13	9:32.082 3.130	42.618		44
3	2	442 Maximilian Schleimer	DEU	ADAC Mittelrhein e.V. Maranello SRP Factory Team	DEU	ITE 11572 KBF38275	Maranello/TM/Vega	13	9:32.459 3.507	42.598		41
4	-1	419 Dominik Reuters	DEU	Dörr Motorsport	DEU	ITE 14038 BIF38420	KR/IAME/Vega	13	9:33.494 4.542	42.788		38
5	-3	477 Dion van Werven	NLD	Wilfred van Werven	NLD	ITE49844 EL50365	CRG/TM/Vega	13	9:35.206 6.254	42.567	+ 5 sec	36
6	1	417 Emanuel Mai	DEU	Solgat Motorsport	DEU	ITE 16484 KBF42332	Birel ART/TM/Vega	13	9:36.058 7.106	42.904		34
7	-1	427 Emma Felbermayr	AUT	TB Racing Team	DEU	ITEJK2003 KBF38262	KR/TM/Vega	13	9:36.315 7.363	42.857		32
8	0	408 Florian Breitenbach	DEU	Maranello SRP Factory Team	DEU	ITE 16880 KBF38275	Maranello/TM /Vega	13	9:37.298 8.346	42.864		30
9	0	523 Karol Pasiewicz	POL	Dörr Motorsport	DEU	ITE 10000 BIF38420	KR/IAME/Vega	13	9:39.000 10.048	42.900		28
10	2	517 Derk van Silfhout	NLD	Dinand van Silfhout	NLD	44638 BEK15859	Birel ART/TM/Vega	13	9:39.294 10.342	43.038		27
11	3	520 Julius Lassen	DNK	Maranello SRP Factory Team	DEU	ITE 34322 BIC38275	Maranello /TM /Vega	13	9:40.277 11.325	43.111		26
12	4	468 Rick Hartmann	DEU	MSC -Langenfeld e.V. im ADAC Falcon Racing Team	NLD	ITD-C18598 12133007	Falcon/TM/Vega	13	9:40.604 11.652	43.104		25
13	-2	436 Cedric Malk	CHE	Millennium Racing	DEU	ITE1350 KBF38042	Tony Kart/TM/Vega	13	9:40.732 11.780	42.948		24
14	-1	430 Andreas Dresen	DEU	Maranello SRP Factory Team	DEU	ITC-C28031 KBF38275	Maranello/TM/Vega	13	9:41.333 12.381	42.823		23
15	2	412 Ajdin Jatic	NLD	Falcon Racing Team	NLD	ITE52317 12131007	Falcon/TM/Vega	13	9:42.457 13.505	43.130		22
16	-1	410 Maurice Schenck	DEU	APEX Performance	DEU	ITE 10412 KBF38438	Maranello/TM/Vega	13	9:42.687 13.735	42.933		21
17	6	452 Erik Müller	DEU	Mach1 Motorsport	DEU	ITE 17884 BIC20651	Mach1/TM /Vega	13	9:45.872 16.920	43.278		20
18	0	411 Philipp Salzmänn	DEU	TB Racing Team	DEU	ITE40074 KBF38262	KR/TM/Vega	13	9:45.999 17.047	43.282		19
19	0	429 Adrian Martinz	AUT	BIREL ART RACING KSW	AUT	ITEJK2072 IBLBK 102	Birel ART/TM/Vega	13	9:46.552 17.600	43.201		18
20	0	488 David Gorcica	CZE	FORZA RACING z.s.	CZE	ITE24AS0361 IIBL24AT00331	MS KART/TM/Vega	13	9:50.264 21.312	43.453	+ 5 sec	17
21	1	416 Jayden Gushiken	DEU	7L-Performance	DEU	NKA41655 KBF38668	Tony Kart /TM /Vega	13	9:51.218 22.266	43.109	+ 5 sec	16
22	3	525 Paul Moritz Doktor	DEU	CRG Deutschland	DEU	NKA21214 KBF42811	CRG/TM/Vega	13	9:51.533 22.581	43.644		15
23	-2	425 Noah Gounot	DEU	Solgat Motorsport	DEU	NKA30555 KBF42332	Birel ART/TM/Vega	13	9:53.294 24.342	43.414		14
24	2	435 Jory Molema	NLD	CRG Holland	NLD	NKA33514 IBL15521008	CRG/TM/Vega	13	9:53.511 24.559	43.570		13
25	-15	428 Lukas Reiböck	AUT	BIRELART RACING KSW	AUT	ITEJK2158 IBLBK 102	Birel ART/TM/VEGA	7	5:20.611 6 Laps	43.354		12
26	-2	406 Christian Breiter	DEU	ADAC Niedersachsen/ Sachsen-Anhalt e.V.	DEU	NKA16756 BIC38443	Maranello/TM/Vega	7	5:28.099 6 Laps	43.959		11


#### Announcements

# 477 + 5 sec jump start

# 416,488 + 5 sec front fairing

Timekeeper  
M.Riehmers

Race Director  
H.Seidel





INT. ADAC Kartrennen Kerpen

DSKC - KZ2

Erftlandring Kerpen 1,110 Km

Qualifying Heat A/B

20.07.2024 18:25

Race (13 Laps) started at 18:23:52

Lap	Time of Day	Lap Tm	Diff	S1 Tm	S2 Tm	S3 Tm
<b>(423) Claudia Henning</b>						
1	18:24:47.685	<b>54.915</b>	+12.391	23.578	19.566	11.771
2	18:25:31.189	<b>43.504</b>	+0.980	12.664	19.242	11.598
3	18:26:14.519	<b>43.380</b>	+0.806	12.562	19.200	11.568
4	18:26:57.465	<b>42.946</b>	+0.422	12.382	19.128	11.436
5	18:27:40.174	<b>42.709</b>	+0.185	12.327	18.995	11.387
6	18:28:23.048	<b>42.874</b>	+0.350	12.373	19.041	11.460
7	18:29:05.611	<b>42.563</b>	+0.039	12.289	18.953	<b>11.321</b>
8	18:29:48.189	<b>42.578</b>	+0.054	12.274	18.927	11.377
9	18:30:30.922	<b>42.733</b>	+0.209	12.338	18.929	11.466
10	18:31:13.879	<b>42.957</b>	+0.433	12.366	19.158	11.433
11	18:31:56.450	<b>42.571</b>	+0.047	<b>12.232</b>	18.938	11.401
12	18:32:38.974	<b>42.524</b>		12.247	<b>18.903</b>	11.374
13	18:33:21.722	<b>42.748</b>	+0.224	12.372	18.944	11.432

<b>(431) Simon Rechenmacher</b>						
1	18:24:49.029	<b>46.710</b>	+4.092	15.044	19.711	11.955
2	18:25:32.726	<b>43.697</b>	+1.079	12.795	19.325	11.577
3	18:26:15.900	<b>43.174</b>	+0.556	12.466	19.208	11.500
4	18:26:58.778	<b>42.878</b>	+0.260	12.350	19.074	11.454
5	18:27:41.974	<b>43.196</b>	+0.578	12.638	19.069	11.489
6	18:28:24.885	<b>42.911</b>	+0.293	12.381	19.041	11.489
7	18:29:08.057	<b>43.172</b>	+0.554	12.571	19.156	11.445
8	18:29:50.871	<b>42.814</b>	+0.196	12.356	19.027	11.431
9	18:30:33.489	<b>42.618</b>		<b>12.243</b>	<b>18.993</b>	<b>11.382</b>
10	18:31:16.269	<b>42.780</b>	+0.162	12.295	19.070	11.415
11	18:31:59.040	<b>42.771</b>	+0.153	12.315	19.007	11.449
12	18:32:41.856	<b>42.816</b>	+0.198	12.306	19.029	11.481
13	18:33:24.852	<b>42.996</b>	+0.378	12.537	19.004	11.455

<b>(442) Maximilian Schleimer</b>						
1	18:24:48.908	<b>46.417</b>	+3.819	14.739	19.781	11.897
2	18:25:32.456	<b>43.548</b>	+0.950	12.698	19.237	11.613
3	18:26:15.568	<b>43.112</b>	+0.514	12.462	19.162	11.488
4	18:26:58.619	<b>43.051</b>	+0.453	12.400	19.122	11.529
5	18:27:42.196	<b>43.577</b>	+0.979	12.923	19.180	11.474
6	18:28:25.033	<b>42.837</b>	+0.239	12.408	19.042	11.387
7	18:29:08.253	<b>43.220</b>	+0.622	12.536	19.226	11.458
8	18:29:51.300	<b>43.047</b>	+0.449	12.486	19.081	11.480
9	18:30:34.070	<b>42.770</b>	+0.172	12.429	19.009	<b>11.332</b>
10	18:31:16.844	<b>42.774</b>	+0.176	12.321	19.069	11.384
11	18:31:59.442	<b>42.598</b>		12.266	18.980	11.352
12	18:32:42.055	<b>42.613</b>	+0.015	<b>12.236</b>	<b>18.964</b>	11.413
13	18:33:25.229	<b>43.174</b>	+0.576	12.671	19.036	11.467

<b>(419) Dominik Reuters</b>						
1	18:24:48.429	<b>46.177</b>	+3.389	14.735	19.566	11.876
2	18:25:32.084	<b>43.665</b>	+0.867	12.677	19.325	11.653
3	18:26:15.331	<b>43.247</b>	+0.459	12.504	19.190	11.553
4	18:26:58.499	<b>43.168</b>	+0.380	12.463	19.145	11.560
5	18:27:41.733	<b>43.234</b>	+0.446	12.531	19.140	11.563
6	18:28:24.774	<b>43.041</b>	+0.253	12.436	19.122	11.483
7	18:29:07.943	<b>43.169</b>	+0.381	12.574	19.112	11.483
8	18:29:51.192	<b>43.249</b>	+0.461	12.685	19.087	11.477
9	18:30:34.783	<b>43.591</b>	+0.803	13.053	19.048	11.490
10	18:31:17.629	<b>42.846</b>	+0.058	12.395	<b>18.963</b>	11.488
11	18:32:00.556	<b>42.927</b>	+0.139	12.404	19.051	11.472
12	18:32:43.344	<b>42.788</b>		<b>12.315</b>	19.041	<b>11.432</b>
13	18:33:26.264	<b>42.920</b>	+0.132	12.354	19.075	11.491

<b>(477) Dion van Werven</b>						
1	18:24:48.038	<b>46.247</b>	+3.680	14.995	19.505	11.747
2	18:25:31.731	<b>43.693</b>	+1.126	12.597	19.441	11.655
3	18:26:15.144	<b>43.413</b>	+0.846	12.555	19.322	11.536
4	18:26:58.354	<b>43.210</b>	+0.643	12.449	19.169	11.592
5	18:27:41.350	<b>42.996</b>	+0.429	12.376	19.048	11.572
6	18:28:24.243	<b>42.893</b>	+0.326	12.333	19.066	11.494
7	18:29:07.007	<b>42.764</b>	+0.197	12.292	19.027	11.445
8	18:29:49.717	<b>42.710</b>	+0.143	12.283	18.990	11.437
9	18:30:32.361	<b>42.644</b>	+0.077	12.259	18.915	11.470
10	18:31:15.104	<b>42.743</b>	+0.176	12.318	18.957	11.468
11	18:31:57.735	<b>42.631</b>	+0.064	<b>12.258</b>	18.926	11.447
12	18:32:40.409	<b>42.674</b>	+0.107	12.275	19.044	<b>11.355</b>

Lap	Time of Day	Lap Tm	Diff	S1 Tm	S2 Tm	S3 Tm
13	18:33:22.976	<b>42.567</b>		12.295	<b>18.876</b>	11.396
<b>(417) Emanuel Mai</b>						
1	18:24:49.645	<b>46.664</b>	+3.760	14.798	19.918	11.948
2	18:25:34.172	<b>44.527</b>	+1.623	13.097	19.604	11.826
3	18:26:17.929	<b>43.757</b>	+0.853	12.727	19.391	11.639
4	18:27:01.297	<b>43.368</b>	+0.464	12.487	19.287	11.594
5	18:27:44.498	<b>43.201</b>	+0.297	12.423	19.225	11.553
6	18:28:27.669	<b>43.171</b>	+0.267	12.422	19.227	11.522
7	18:29:10.769	<b>43.100</b>	+0.196	12.383	19.218	11.499
8	18:29:53.834	<b>43.065</b>	+0.161	12.369	19.173	11.523
9	18:30:36.832	<b>42.998</b>	+0.094	12.367	19.154	11.477
10	18:31:19.806	<b>42.974</b>	+0.070	12.370	19.082	11.522
11	18:32:02.869	<b>43.063</b>	+0.159	<b>12.345</b>	19.116	11.602
12	18:32:45.924	<b>43.055</b>	+0.151	12.456	19.141	<b>11.458</b>
13	18:33:28.828	<b>42.904</b>		12.383	<b>19.047</b>	11.474

<b>(427) Emma Felbermayr</b>						
1	18:24:49.552	<b>46.895</b>	+4.038	14.945	19.841	12.109
2	18:25:34.080	<b>44.528</b>	+1.671	13.067	19.610	11.851
3	18:26:18.265	<b>44.185</b>	+1.328	13.083	19.381	11.721
4	18:27:01.639	<b>43.374</b>	+0.517	12.524	19.252	11.598
5	18:27:44.872	<b>43.233</b>	+0.376	12.434	19.200	11.599
6	18:28:28.046	<b>43.174</b>	+0.317	12.400	19.226	11.548
7	18:29:11.031	<b>42.985</b>	+0.128	12.378	19.087	11.520
8	18:29:54.101	<b>43.070</b>	+0.213	12.377	19.175	11.518
9	18:30:37.158	<b>43.057</b>	+0.200	12.342	19.239	11.476
10	18:31:20.015	<b>42.857</b>		<b>12.279</b>	19.121	<b>11.457</b>
11	18:32:03.029	<b>43.014</b>	+0.157	12.302	19.167	11.545
12	18:32:46.221	<b>43.192</b>	+0.335	12.438	19.203	11.551
13	18:33:29.085	<b>42.864</b>	+0.007	12.326	<b>19.035</b>	11.503

<b>(408) Florian Breitenbach</b>						
1	18:24:49.939	<b>47.033</b>	+4.169	15.188	19.950	11.895
2	18:25:34.477	<b>44.538</b>	+1.674	12.964	19.559	12.015
3	18:26:18.455	<b>43.978</b>	+1.114	12.902	19.395	11.681
4	18:27:02.007	<b>43.552</b>	+0.688	12.613	19.351	11.588
5	18:27:45.109	<b>43.102</b>	+0.238	12.377	19.246	11.479
6	18:28:28.291	<b>43.182</b>	+0.318	12.407	19.286	11.489
7	18:29:11.376	<b>43.085</b>	+0.221	12.392	19.257	11.436
8	18:29:54.297	<b>42.921</b>	+0.057	12.337	19.128	11.456
9	18:30:37.383	<b>43.086</b>	+0.222	12.403	19.185	11.498
10	18:31:20.247	<b>42.864</b>		<b>12.297</b>	<b>19.127</b>	11.440
11	18:32:03.297	<b>43.050</b>	+0.186	12.344	19.204	11.502
12	18:32:47.142	<b>43.845</b>	+0.981	13.114	19.234	11.497
13	18:33:30.068	<b>42.926</b>	+0.062	12.388	19.144	<b>11.394</b>

<b>(523) Karol Pasiewicz</b>						
1	18:24:51.143	<b>47.603</b>	+4.703	15.026	20.701	11.876
2	18:25:35.239	<b>44.096</b>	+1.196	12.827	19.453	11.816
3	18:26:18.919	<b>43.680</b>	+0.780	12.772	19.284	11.624
4	18:27:02.596	<b>43.677</b>	+0.777	12.483	19.534	11.660
5	18:27:45.802	<b>43.206</b>	+0.306	12.453	19.147	11.606
6	18:28:28.895	<b>43.093</b>	+0.193	12.390	19.146	11.557
7	18:29:11.904	<b>43.009</b>	+0.109	12.336	19.190	<b>11.483</b>
8	18:29:54.804	<b>42.900</b>		<b>12.258</b>	<b>19.118</b>	11.524
9	18:30:38.222	<b>43.418</b>	+0.518	12.381	19.378	11.659
10	18:31:21.767	<b>43.545</b>	+0.645	12.496	19.337	11.712

INT. ADAC Kartrennen Kerpen

DSKC - KZ2

Erftlandring Kerpen 1,110 Km

Qualifying Heat A/B

20.07.2024 18:25

Race (13 Laps) started at 18:23:52

Lap	Time of Day	Lap Tm	Diff	S1 Tm	S2 Tm	S3 Tm
12	18:32:48.416	<b>43.084</b>	+0.046	12.508	<b>19.092</b>	11.484
13	18:33:32.064	<b>43.648</b>	+0.610	12.983	19.224	11.441

Lap	Time of Day	Lap Tm	Diff	S1 Tm	S2 Tm	S3 Tm
11	18:32:08.682	<b>43.130</b>		<b>12.382</b>	19.236	<b>11.512</b>
12	18:32:51.931	<b>43.249</b>	+0.119	12.482	19.197	11.570
13	18:33:35.227	<b>43.296</b>	+0.166	12.437	19.255	11.604

(520) Julius Lassen

1	18:24:51.329	<b>47.439</b>	+4.328	14.854	20.791	11.794
2	18:25:35.535	<b>44.206</b>	+1.095	12.931	19.565	11.710
3	18:26:19.437	<b>43.902</b>	+0.791	12.853	19.408	11.641
4	18:27:03.532	<b>44.095</b>	+0.984	12.773	19.580	11.742
5	18:27:47.006	<b>43.474</b>	+0.363	12.531	19.386	11.557
6	18:28:30.317	<b>43.311</b>	+0.200	12.533	19.250	11.528
7	18:29:13.525	<b>43.208</b>	+0.097	12.439	19.156	11.613
8	18:29:56.925	<b>43.400</b>	+0.289	12.483	19.304	11.613
9	18:30:40.301	<b>43.376</b>	+0.265	12.580	19.305	11.489
10	18:31:23.412	<b>43.111</b>		12.441	19.181	<b>11.491</b>
11	18:32:06.599	<b>43.187</b>	+0.076	12.423	19.239	11.525
12	18:32:49.919	<b>43.320</b>	+0.209	12.626	<b>19.134</b>	11.560
13	18:33:33.047	<b>43.128</b>	+0.017	<b>12.422</b>	19.215	11.491

(410) Maurice Schenck

1	18:24:53.295	<b>48.723</b>	+5.790	15.446	21.027	12.250
2	18:25:37.608	<b>44.313</b>	+1.380	13.116	19.491	11.706
3	18:26:21.468	<b>43.860</b>	+0.927	12.702	19.484	11.674
4	18:27:05.409	<b>43.941</b>	+1.008	12.793	19.452	11.696
5	18:27:49.637	<b>44.228</b>	+1.295	13.275	19.361	11.592
6	18:28:32.850	<b>43.213</b>	+0.280	12.471	19.265	<b>11.477</b>
7	18:29:16.339	<b>43.489</b>	+0.556	12.699	19.255	11.535
8	18:29:59.881	<b>43.542</b>	+0.609	12.674	19.274	11.594
9	18:30:42.901	<b>43.020</b>	+0.087	12.371	19.149	11.500
10	18:31:26.053	<b>43.152</b>	+0.219	12.387	19.117	11.648
11	18:32:08.986	<b>42.933</b>		<b>12.320</b>	<b>19.068</b>	11.545
12	18:32:52.164	<b>43.178</b>	+0.245	12.473	19.111	11.594
13	18:33:35.457	<b>43.293</b>	+0.360	12.401	19.355	11.537

(468) Rick Hartmann

1	18:24:51.755	<b>47.744</b>	+4.640	14.859	20.920	11.965
2	18:25:35.762	<b>44.007</b>	+0.903	12.738	19.487	11.782
3	18:26:19.672	<b>43.910</b>	+0.806	12.833	19.414	11.663
4	18:27:03.726	<b>44.054</b>	+0.950	12.673	19.524	11.857
5	18:27:47.217	<b>43.491</b>	+0.387	12.526	19.363	11.602
6	18:28:30.610	<b>43.393</b>	+0.289	12.483	19.297	11.613
7	18:29:13.749	<b>43.139</b>	+0.035	12.392	19.170	11.577
8	18:29:57.028	<b>43.279</b>	+0.175	12.473	19.179	11.627
9	18:30:40.537	<b>43.509</b>	+0.405	12.640	19.226	11.643
10	18:31:23.682	<b>43.145</b>	+0.041	12.378	19.228	<b>11.539</b>
11	18:32:06.786	<b>43.104</b>		<b>12.360</b>	19.178	11.566
12	18:32:50.264	<b>43.478</b>	+0.374	12.626	19.285	11.567
13	18:33:33.374	<b>43.110</b>	+0.006	12.434	<b>19.075</b>	11.601

(452) Erik Müller

1	18:24:53.867	<b>48.692</b>	+5.414	15.160	21.111	12.421
2	18:25:38.234	<b>44.367</b>	+1.089	12.919	19.653	11.795
3	18:26:21.939	<b>43.705</b>	+0.427	12.721	19.319	11.665
4	18:27:05.656	<b>43.717</b>	+0.439	12.576	19.337	11.804
5	18:27:50.761	<b>45.105</b>	+1.827	12.913	20.468	11.724
6	18:28:34.039	<b>43.278</b>		12.509	19.264	<b>11.505</b>
7	18:29:17.387	<b>43.348</b>	+0.070	12.517	19.273	11.558
8	18:30:01.089	<b>43.702</b>	+0.424	12.693	19.401	11.608
9	18:30:44.532	<b>43.443</b>	+0.165	12.673	<b>19.202</b>	11.568
10	18:31:27.959	<b>43.427</b>	+0.149	12.578	19.280	11.569
11	18:32:11.513	<b>43.554</b>	+0.276	<b>12.476</b>	19.512	11.566
12	18:32:55.133	<b>43.620</b>	+0.342	12.750	19.255	11.615
13	18:33:38.642	<b>43.509</b>	+0.231	12.553	19.299	11.657

(436) Cedric Malk

1	18:24:50.634	<b>47.158</b>	+4.210	14.669	20.636	11.853
2	18:25:34.690	<b>44.056</b>	+1.108	12.891	19.467	11.698
3	18:26:20.426	<b>45.736</b>	+2.788	13.869	20.081	11.786
4	18:27:04.559	<b>44.133</b>	+1.185	13.008	19.486	11.639
5	18:27:48.090	<b>43.531</b>	+0.583	12.417	19.428	11.686
6	18:28:31.298	<b>43.208</b>	+0.260	12.419	19.325	<b>11.464</b>
7	18:29:14.453	<b>43.155</b>	+0.207	12.394	19.184	11.577
8	18:29:57.967	<b>43.514</b>	+0.566	12.588	19.313	11.613
9	18:30:41.005	<b>43.038</b>	+0.090	12.391	19.179	11.468
10	18:31:24.596	<b>43.591</b>	+0.643	12.400	19.603	11.588
11	18:32:07.544	<b>42.948</b>		12.369	<b>19.083</b>	11.496
12	18:32:50.506	<b>42.962</b>	+0.014	<b>12.337</b>	19.157	11.468
13	18:33:33.502	<b>42.996</b>	+0.048	12.367	19.120	11.509

(411) Philipp Salzmann

1	18:24:52.861	<b>48.710</b>	+5.428	15.553	21.029	12.128
2	18:25:37.297	<b>44.436</b>	+1.154	12.943	19.595	11.898
3	18:26:21.256	<b>43.959</b>	+0.677	12.778	19.490	11.691
4	18:27:05.320	<b>44.064</b>	+0.782	12.742	19.475	11.847
5	18:27:50.811	<b>45.491</b>	+2.209	14.206	19.618	11.667
6	18:28:34.236	<b>43.425</b>	+0.143	12.629	19.225	11.571
7	18:29:17.518	<b>43.282</b>		<b>12.446</b>	19.232	11.604
8	18:30:01.231	<b>43.713</b>	+0.431	12.643	19.503	11.567
9	18:30:44.678	<b>43.447</b>	+0.165	12.800	<b>19.167</b>	<b>11.480</b>
10	18:31:28.104	<b>43.426</b>	+0.144	12.611	19.266	11.549
11	18:32:11.642	<b>43.538</b>	+0.256	12.459	19.468	11.611
12	18:32:55.373	<b>43.731</b>	+0.449	12.848	19.226	11.657
13	18:33:38.769	<b>43.396</b>	+0.114	12.492	19.224	11.680

(430) Andreas Dresen

1	18:24:52.552	<b>48.339</b>	+5.516	15.320	20.848	12.171
2	18:25:37.063	<b>44.511</b>	+1.688	13.004	19.633	11.874
3	18:26:20.982	<b>43.919</b>	+1.096	12.885	19.351	11.683
4	18:27:05.006	<b>44.024</b>	+1.201	12.907	19.411	11.706
5	18:27:48.944	<b>43.938</b>	+1.115	12.984	19.280	11.674
6	18:28:32.197	<b>43.253</b>	+0.430	12.531	19.124	11.598
7	18:29:15.543	<b>43.346</b>	+0.523	12.668	19.138	11.540
8	18:29:58.618	<b>43.075</b>	+0.252	12.470	19.095	11.510
9	18:30:41.632	<b>43.014</b>	+0.191	12.426	19.097	<b>11.491</b>
10	18:31:24.968	<b>43.336</b>	+0.513	12.457	19.224	11.655
11	18:32:08.022	<b>43.054</b>	+0.231	12.405	19.028	11.621
12	18:32:51.280	<b>43.258</b>	+0.435	12.445	19.080	11.733
13	18:33:34.103	<b>42.823</b>		<b>12.341</b>	<b>18.966</b>	11.516

(429) Adrian Martinz

1	18:24:54.117	<b>49.296</b>	+6.095	15.632	21.151	12.513
2	18:25:38.996	<b>44.879</b>	+1.678	13.057	19.906	11.916
3	18:26:23.565	<b>44.569</b>	+1.368	12.964	19.698	11.907
4	18:27:07.403	<b>43.838</b>	+0.637	12.769	19.356	11.713
5	18:27:51.191	<b>43.788</b>	+0.587	12.556	19.480	11.752
6	18:28:34.624	<b>43.433</b>	+0.232	12.444	19.330	11.659
7	18:29:17.825	<b>43.201</b>		<b>12.341</b>	19.310	11.550
8	18:30:01.540	<b>43.715</b>	+0.514	12.487	19.589	11.639
9	18:30:45.061	<b>43.521</b>	+0.320	12.701	19.319	<b>11.501</b>
10	18:31:28.307	<b>43.246</b>	+0.045	12.405	19.253	11.588
11	18:32:11.820	<b>43.513</b>	+0.312	12.377	19.514	11.622
12	18:32:55.874	<b>44.054</b>	+0.853	12.867	<b>19.243</b>	11.944
13	18:33:39.322	<b>43.448</b>	+0.247	12.672	19.263	11.513

(412) Ajdin Jatic

1	18:24:52.199	<b>48.026</b>	+4.896	14.878	21.081	12.067
2	18:25:36.447	<b>44.248</b>	+1.118	12.904	19.632	11.712
3	18:26:20.571	<b>44.124</b>	+0.994	12.696	19.673	11.755
4	18:27:04.245	<b>43.674</b>	+0.544	12.719	19.358	11.597
5	18:27:47.805	<b>43.560</b>	+0.430	12.579	19.332	11.649
6	18:28:30.967	<b>43.162</b>	+0.032	12.469	<b>19.137</b>	11.556
7	18:29:14.169	<b>43.202</b>	+0.072	12.417	19.170	11.615
8	18:29:57.482	<b>43.313</b>	+0.183	12.451	19.278	11.584
9	18:30:40.800	<b>43.318</b>	+0.188	12.432	19.242	11.644
10	18:31:25.552	<b>44.752</b>	+1.622	12.421	20.531	11.800

(488) David Gorcica

1	18:24:52.373	<b>48.076</b>	+4.623	14.955	21.000	12.121
2	18:25:36.771	<b>44.398</b>	+0.945	12.904	19.758	11.736
3	18:26:20.886	<b>44.115</b>	+0.662	12.669	19.601	11.845
4	18:27:0					

INT. ADAC Kartrennen Kerpen

DSKC - KZ2

Erftlandring Kerpen 1,110 Km

Qualifying Heat A/B

20.07.2024 18:25

Race (13 Laps) started at 18:23:52

Lap	Time of Day	Lap Tm	Diff	S1 Tm	S2 Tm	S3 Tm
10	18:31:27.635	<b>43.546</b>	+0.093	12.540	19.373	11.633
11	18:32:11.099	<b>43.464</b>	+0.011	12.574	19.292	11.598
12	18:32:54.566	<b>43.467</b>	+0.014	12.590	<b>19.265</b>	11.612
13	18:33:38.034	<b>43.468</b>	+0.015	12.535	19.299	11.634

(416) Jayden Gushiken

1	18:24:53.157	<b>48.544</b>	+5.435	15.280	20.983	12.281
2	18:25:38.105	<b>44.948</b>	+1.839	13.470	19.672	11.806
3	18:26:22.637	<b>44.532</b>	+1.423	13.375	19.496	11.661
4	18:27:06.434	<b>43.797</b>	+0.688	12.787	19.283	11.727
5	18:27:50.192	<b>43.758</b>	+0.649	12.733	19.456	11.569
6	18:28:33.497	<b>43.305</b>	+0.196	12.517	19.309	11.479
7	18:29:16.805	<b>43.308</b>	+0.199	12.522	19.249	11.537
8	18:30:00.927	<b>44.122</b>	+1.013	13.208	19.256	11.658
9	18:30:45.662	<b>44.735</b>	+1.626	13.669	19.489	11.577
10	18:31:29.058	<b>43.396</b>	+0.287	12.404	19.399	11.593
11	18:32:12.167	<b>43.109</b>		<b>12.349</b>	19.293	<b>11.467</b>
12	18:32:55.734	<b>43.567</b>	+0.458	12.751	19.285	11.531
13	18:33:38.988	<b>43.254</b>	+0.145	12.398	<b>19.243</b>	11.613

(525) Paul Moritz Doktor

1	18:24:55.243	<b>49.656</b>	+6.012	15.433	21.735	12.488
2	18:25:40.371	<b>45.128</b>	+1.484	13.155	19.912	12.061
3	18:26:24.772	<b>44.401</b>	+0.757	12.838	19.714	11.849
4	18:27:09.231	<b>44.459</b>	+0.815	12.809	19.554	12.096
5	18:27:53.386	<b>44.155</b>	+0.511	12.719	19.515	11.921
6	18:28:37.480	<b>44.094</b>	+0.450	12.879	19.434	11.781
7	18:29:21.124	<b>43.644</b>		12.638	<b>19.326</b>	11.680
8	18:30:05.274	<b>44.150</b>	+0.506	12.699	19.401	12.050
9	18:30:48.952	<b>43.678</b>	+0.034	12.724	19.328	<b>11.626</b>
10	18:31:33.019	<b>44.067</b>	+0.423	<b>12.536</b>	19.419	12.112
11	18:32:16.842	<b>43.823</b>	+0.179	12.734	19.387	11.702
12	18:33:00.502	<b>43.660</b>	+0.016	12.606	19.385	11.669
13	18:33:44.303	<b>43.801</b>	+0.157	12.592	19.420	11.789

(425) Noah Gounot

1	18:24:54.278	<b>49.494</b>	+6.080	16.049	21.012	12.433
2	18:25:39.175	<b>44.897</b>	+1.483	13.093	19.845	11.959
3	18:26:23.690	<b>44.515</b>	+1.101	13.026	19.554	11.935
4	18:27:07.642	<b>43.952</b>	+0.538	12.871	19.419	11.662
5	18:27:51.378	<b>43.736</b>	+0.322	12.544	19.505	11.687
6	18:28:34.792	<b>43.414</b>		12.507	19.229	11.678
7	18:29:18.248	<b>43.456</b>	+0.042	12.571	19.250	11.635
8	18:30:01.707	<b>43.459</b>	+0.045	<b>12.435</b>	19.424	11.600
9	18:30:45.237	<b>43.530</b>	+0.116	12.713	<b>19.222</b>	<b>11.595</b>
10	18:31:33.725	<b>48.488</b>	+5.074	12.676	19.303	16.509
11	18:32:17.986	<b>44.261</b>	+0.847	12.997	19.532	11.732
12	18:33:01.956	<b>43.970</b>	+0.556	12.660	19.315	11.995
13	18:33:46.064	<b>44.108</b>	+0.694	12.589	19.262	12.257

(435) Jory Molema

1	18:24:55.057	<b>49.663</b>	+6.093	15.367	21.887	12.409
2	18:25:40.053	<b>44.996</b>	+1.426	13.217	19.797	11.982
3	18:26:24.487	<b>44.434</b>	+0.864	12.934	19.558	11.942
4	18:27:09.072	<b>44.585</b>	+1.015	12.762	19.767	12.056
5	18:27:53.239	<b>44.167</b>	+0.597	12.683	19.599	11.885
6	18:28:38.178	<b>44.939</b>	+1.369	13.356	19.724	11.859
7	18:29:22.048	<b>43.870</b>	+0.300	12.708	19.429	11.733
8	18:30:06.533	<b>44.485</b>	+0.915	12.688	19.840	11.957
9	18:30:50.601	<b>44.068</b>	+0.498	12.488	19.766	11.814
10	18:31:34.805	<b>44.204</b>	+0.634	12.575	19.780	11.849
11	18:32:18.829	<b>44.024</b>	+0.454	12.663	19.625	11.736
12	18:33:02.711	<b>43.882</b>	+0.312	12.505	19.566	11.811
13	18:33:46.281	<b>43.570</b>		<b>12.479</b>	<b>19.375</b>	<b>11.716</b>

(428) Lukas Reiböck

1	18:24:50.873	<b>47.725</b>	+4.371	15.303	20.537	11.885
2	18:25:35.141	<b>44.268</b>	+0.914	12.955	19.471	11.842
3	18:26:19.212	<b>44.071</b>	+0.717	13.020	19.429	11.622
4	18:27:02.776	<b>43.564</b>	+0.210	12.610	19.362	<b>11.592</b>
5	18:27:46.130	<b>43.354</b>		<b>12.500</b>	<b>19.230</b>	11.624
6	18:28:29.634	<b>43.504</b>	+0.150	12.551	19.311	11.642
7	18:29:13.381	<b>43.747</b>	+0.393	12.634	19.403	11.710

Lap	Time of Day	Lap Tm	Diff	S1 Tm	S2 Tm	S3 Tm
(406) Christian Breiter						
1	18:24:53.670	<b>48.974</b>	+5.015	15.625	20.842	12.507
2	18:25:38.824	<b>45.154</b>	+1.195	13.349	19.751	12.054
3	18:26:23.494	<b>44.670</b>	+0.711	12.898	19.712	12.060
4	18:27:08.337	<b>44.843</b>	+0.884	13.293	19.667	11.883
5	18:27:52.737	<b>44.400</b>	+0.441	12.766	19.610	12.024
6	18:28:36.696	<b>43.959</b>		<b>12.690</b>	<b>19.458</b>	<b>11.811</b>
7	18:29:20.869	<b>44.173</b>	+0.214	12.746	19.495	11.932



INT. ADAC Kartrennen Kerpen

Lapchart

DSKC - KZ2

Erftlandring Kerpen 1,110 Km

Qualifying Heat A/B

20.07.2024 18:25

Race (13 Laps) started at 18:23:52

Competitors		Laps													
		0	1	2	3	4	5	6	7	8	9	10	11	12	13
Claudia Henning (423)	1	423	423	423	423	423	423	423	423	423	423	423	423	423	423
Dion van Werven (477)	2	477	477	477	477	477	477	477	477	477	477	477	477	477	477
Dominik Reuters (419)	3	419	419	419	419	419	419	419	419	431	431	431	431	431	431
Simon Rechenmacher (431)	4	431	442	442	442	442	431	431	431	419	442	442	442	442	442
Maximilian Schleimer (442)	5	442	431	431	431	431	442	442	442	442	419	419	419	419	419
Emma Felbermayr (427)	6	427	427	427	417	417	417	417	417	417	417	417	417	417	417
Florian Breitenbach (408)	7	408	417	417	427	427	427	427	427	427	427	427	427	427	427
Emanuel Mai (417)	8	417	408	408	408	408	408	408	408	408	408	408	408	408	408
Lukas Reiböck (428)	9	428	517	517	517	517	517	523	523	523	523	523	523	523	523
Cedric Malk (436)	10	436	436	436	523	523	523	517	517	517	517	517	517	517	517
Karol Pasiewicz (523)	11	523	428	428	428	428	428	428	520	520	520	520	520	520	520
Derk van Silfhout (517)	12	517	523	523	520	520	520	520	520	468	468	468	468	468	468
Julius Lassen (520)	13	520	520	520	468	468	468	468	468	412	412	436	436	436	436
Rick Hartmann (468)	14	468	468	468	436	412	412	412	412	436	436	430	430	430	430
Philipp Salzmann (411)	15	411	412	412	412	436	436	436	436	430	430	412	412	412	412
Ajdin Jatic (412)	16	412	488	488	488	488	488	488	430	410	410	410	410	410	410
Andreas Dresen (430)	17	430	430	430	430	430	430	488	488	488	488	488	488	488	488
David Gorcica (488)	18	488	411	411	411	411	410	410	410	416	452	452	452	452	452
Maurice Schenck (410)	19	410	416	410	410	410	416	416	416	452	411	411	411	411	411
Jayden Gushiken (416)	20	416	410	416	452	452	452	452	452	411	429	429	429	416	416
Christian Breiter (406)	21	406	406	452	416	416	411	411	411	429	425	416	416	429	429
Noah Gounot (425)	22	425	452	406	406	429	429	429	429	425	416	525	525	525	525
Adrian Martinz (429)	23	429	429	429	429	425	425	425	425	525	525	425	425	425	425
Erik Müller (452)	24	452	425	425	425	406	406	406	406	435	435	435	435	435	435
Jory Molema (435)	25	435	435	435	435	435	435	525	525						
Paul Moritz Doktor (525)	26	525	525	525	525	525	525	435	435						



**DKM Round 4**

**DKSK - KZ2**

**Kerben**

**Ranking after Heats**

Pos. No.	Firstname	Lastname	Nat.		Nat		Sponsor	Total points			B	AC	A	
			Dri	Entrant	Ent	Make		QP	PTS	Diff.				
1	423	Claudia	<b>Henning</b>	DEU	Henning Claudia	DEU	Birel ART/TM/Vega	1	<b>100</b>	--	50	50		
2	431	Simon	<b>Rechenmacher</b>	DEU	TB Racing Team	DEU	KR/TM/Vega	5	<b>94</b>	6	50	--	44	
3	440	Enzo	<b>Bol</b>	NLD	SP Motorsport	NLD	KR/TM/Vega	3	<b>85</b>	15	44	41	--	
4	442	Maximilian	<b>Schleimer</b>	DEU	Maranello SRP Factory Team	DEU	Maranello/TM/Vega	ADAC Mittelrhein e.V.	7	<b>85</b>	15	--	44	41
5	466	Maximilian	<b>Schreyer</b>	DEU	Maranello SRP Factory Team	DEU	Maranello/TM/Vega		6	<b>79</b>	21	41	38	--
6	427	Emma	<b>Felbermayr</b>	AUT	TB Racing Team	DEU	KR/TM/Vega		8	<b>70</b>	30	38	--	32
7	426	Siep	<b>Kuypers</b>	NLD	CRG Holland	NLD	CRG/TM/Vega		9	<b>70</b>	30	34	36	--
8	417	Emanuel	<b>Mai</b>	DEU	Solgat Motorsport	DEU	Birel ART/TM/Vega		10	<b>68</b>	32	--	34	34
9	477	Dion	<b>van Werven</b>	NLD	Wilfred van Werven	NLD	CRG/TM/Vega		2	<b>66</b>	34	30	--	36
10	419	Dominik	<b>Reuters</b>	DEU	Dörr Motorsport	DEU	KR/IAME/Vega		4	<b>66</b>	34	--	28	38
11	408	Florian	<b>Breitenbach</b>	DEU	Maranello SRP Factory Team	DEU	Maranello/TM/Vega		11	<b>66</b>	34	36	--	30
12	415	Rouven	<b>Wilk</b>	DEU	Mach1 Motorsport	DEU	Mach1/TM/Vega		15	<b>62</b>	38	32	30	--
13	436	Cedric	<b>Malk</b>	CHE	Millennium Racing	DEU	Tony Kart/TM/Vega		16	<b>56</b>	44	--	32	24
14	437	Felix	<b>Wischlitzki</b>	DEU	RMW Motorsport	DEU	Tony-Kart/TM/Vega	ADAC Mittelrhein e.V.	21	<b>54</b>	46	28	26	--
15	420	Nathalie	<b>Kreitz</b>	DEU	VDB Kart Racing	DEU	Birel ART/TM/Vega		18	<b>52</b>	48	25	27	--
16	468	Rick	<b>Hartmann</b>	DEU	Falcon Racing Team	NLD	Falcon/TM/Vega	MSC -Langenfeld e.V. im ADAC	23	<b>52</b>	48	27	--	25
17	520	Julius	<b>Lassen</b>	DNK	Maranello SRP Factory Team	DEU	Maranello/TM/Vega		20	<b>50</b>	50	24	--	26
18	524	Svenja	<b>Dreher</b>	DEU	Mach1 Motorsport	DEU	Mach1/TM/Vega		12	<b>47</b>	53	26	21	--
19	430	Andreas	<b>Dresen</b>	DEU	Maranello SRP Factory Team	DEU	Maranello/TM/Vega		19	<b>47</b>	53	--	24	23
20	410	Maurice	<b>Schenck</b>	DEU	APEX Performance	DEU	Maranello/TM/Vega		22	<b>46</b>	54	--	25	21
21	452	Erik	<b>Müller</b>	DEU	Mach1 Motorsport	DEU	Mach1/TM/Vega		34	<b>43</b>	57	--	23	20
22	411	Philipp	<b>Salzmann</b>	DEU	TB Racing Team	DEU	KR/TM/Vega		26	<b>42</b>	58	23	--	19
23	519	Erwin	<b>Jalving</b>	NLD	ADAC Niedersachsen/ Sachsen-Anhalt e.	DEU	Maranello/TM/Vega		27	<b>42</b>	58	22	20	--
24	412	Ajdin	<b>Jatic</b>	NLD	Falcon Racing Team	NLD	Falcon/TM/Vega		25	<b>40</b>	60	--	18	22
25	429	Adrian	<b>Martinz</b>	AUT	BIREL ART RACING KSW	AUT	Birel ART/TM/Vega		28	<b>40</b>	60	--	22	18
26	523	Karol	<b>Pasiewicz</b>	POL	Dörr Motorsport	DEU	KR/IAME/Vega		13	<b>39</b>	61	--	11	28
27	517	Derk	<b>van Silfhout</b>	NLD	Dinand van Silfhout	NLD	Birel ART/TM/Vega		17	<b>39</b>	61	12	--	27
28	488	David	<b>Gorcica</b>	CZE	FORZA RACING z.s.	CZE	MS KART/TM/Vega		29	<b>36</b>	64	19	--	17
29	416	Jayden	<b>Gushiken</b>	DEU	7L-Performance	DEU	Tony Kart/TM/Vega		32	<b>36</b>	64	20	--	16
30	428	Lukas	<b>Reiböck</b>	AUT	BIRELART RACING KSW	AUT	Birel ART/TM/VEGA		14	<b>33</b>	67	21	--	12
31	518	Daan	<b>Zopfi</b>	NLD	Daan Zopfi	NLD	Birel ART/TM/Vega		24	<b>33</b>	67	18	15	--
32	425	Noah	<b>Gounot</b>	DEU	Solgat Motorsport	DEU	Birel ART/TM/Vega		31	<b>33</b>	67	--	19	14
33	444	Lars	<b>Ossenbeck</b>	DEU	ADAC Niedersachsen/ Sachsen-Anhalt e.	DEU	Maranello/TM/Vega		30	<b>32</b>	68	15	17	--
34	418	Noah	<b>HöB</b>	DEU	Solgat Motorsport	DEU	Birel ART/TM/Vega		36	<b>30</b>	70	14	16	--
35	424	Noah	<b>Kaltenbach</b>	DEU	7L-Performance	DEU	Tony Kart/TM/Vega		33	<b>29</b>	71	17	12	--
36	525	Paul Moritz	<b>Doktor</b>	DEU	CRG Deutschland	DEU	CRG/TM/Vega		37	<b>29</b>	71	--	14	15
37	454	Markus	<b>Rausch</b>	DEU	Markus Rausch	DEU	Maranello/TM/Vega		39	<b>29</b>	71	16	13	--
38	406	Christian	<b>Breiter</b>	DEU	ADAC Niedersachsen/ Sachsen-Anhalt e.	DEU	Maranello/TM/Vega		35	<b>24</b>	76	13	--	11
39	435	Jory	<b>Molema</b>	NLD	CRG Holland	NLD	CRG/TM/Vega		38	<b>24</b>	76	11	--	13

**Announcements:** These results are provisional until the conclusion of any judicial and technical matters

Race Director Horst Seidel:



Timekeeping M. Riehmers:



Printed: 20.07.2024 19:53

Posted at: h





DKM Round 4

Class: DSKC - KZ2

Date/Time: 21.07.2024 12:13

Track:

Kerpen

Heat:

Super Heat A

Laps:

18 lap

Edition 1

	35	18		36
	33	17		34
	31	16		32
	29	15		30
	27	14		28
	25	13		26
	23	12		24
	21	11		22
Markus Rausch	<b>454</b>	10	Jory Molema	<b>435</b>
	19			20
Lars Ossenbeck	<b>444</b>	9	Noah Kaltenbach	<b>424</b>
	17			18
Jayden Gushiken	<b>416</b>	8	Daan Zopfi	<b>518</b>
	15			16
Adrian Martinz	<b>429</b>	7	Derk van Silfhout	<b>517</b>
	13			14
Erik Müller	<b>452</b>	6	Erwin Jalving	<b>519</b>
	11			12
Julius Lassen	<b>520</b>	5	Andreas Dresen	<b>430</b>
	9			10
Cedric Malk	<b>436</b>	4	Nathalie Kreitz	<b>420</b>
	7			8
Dion van Werven	<b>477</b>	3	Florian Breitenbach	<b>408</b>
	5			6
Maximilian Schreyer	<b>466</b>	2	Siep Kuypers	<b>426</b>
	3			4
Claudia Henning	<b>423</b>	1	Enzo Bol	<b>440</b>
	1			2

Pole Position

printed 20.07.2024 19:53





DKM Round 4

Class: DSKC - KZ2

Date/Time: 21.07.2024 12:41

Track:

Heat:

Laps:

Kerpen

Super Heat B

18 lap

Edition 1

	35	18		36
	33	17		34
	31	16		32
	29	15		30
	27	14		28
	25	13		26
	23	12		24
	21	11		22
Christian Breiter	<b>406</b>	10	Maranello/TM/Vega	
Noah Höß	<b>418</b>	9	Birel ART/TM/Vega	Paul Moritz Doktor
Lukas Reiböck	<b>428</b>	8	Birel ART/TM/VEGA	<b>525</b>
Karol Pasiewicz	<b>523</b>	7	KR/IAME/Vega	Noah Gounot
Philipp Salzmann	<b>411</b>	6	KR/TM/Vega	<b>425</b>
Svenja Dreher	<b>524</b>	5	Mach1/TM/Vega	David Gorcica
Felix Wischitzki	<b>437</b>	4	Tony-Kart/TM/Vega	<b>488</b>
Dominik Reuters	<b>419</b>	3	KR/IAME/Vega	Ajdin Jatic
Emma Felbermayr	<b>427</b>	2	KR/TM/Vega	<b>412</b>
Simon Rechenmacher	<b>431</b>	1	KR/TM/Vega	Maurice Schenck
				<b>410</b>
				Rick Hartmann
				<b>468</b>
				Rouven Wilk
				<b>415</b>
				Emanuel Mai
				<b>417</b>
				Maximilian Schleimer
				<b>442</b>

Pole Position

printed 20.07.2024 19:53







### DSKC - KZ2

### Warm Up Super Heat A

Track length: 1.110 Km  
Session Started: 9:06:11  
Best Lap by: 440 - Enzo Bol - 43.623

Rank	#	Driver	Nat	Sponsor Entrant	Nat	License E-License	Make	laps	Best Lap	Diff	In Lap	Penalty
1	440	Enzo Bol	NLD	SP Motorsport	NLD	ITE42526 IBL47253	KR/TM/Vega	8	43.623		8	
2	423	Claudia Henning	DEU	Henning Claudia	DEU	ITE11645 IDC11645	Birel ART/TM/Vega	7	43.715	0.092	7	
3	517	Derk van Silfhout	NLD	Dinand van Silfhout	NLD	44638 BEK15859	Birel ART/TM/Vega	7	43.735	0.112	7	
4	466	Maximilian Schreyer	DEU	Maranello SRP Factory Team	DEU	ITE 31254 BIC38275	Maranello/TM /Vega	7	43.758	0.135	7	
5	436	Cedric Malk	CHE	Millennium Racing	DEU	ITE1350 KBF38042	Tony Kart/TM/Vega	8	43.762	0.139	8	
6	477	Dion van Werven	NLD	Wifred van Werven	NLD	ITE49844 EL50365	CRG/TM/Vega	6	43.949	0.326	4	
7	452	Erik Müller	DEU	Mach1 Motorsport	DEU	ITE 17884 BIC20651	Mach1/TM /Vega	8	43.999	0.376	7	
8	520	Julius Lassen	DNK	Maranello SRP Factory Team	DEU	ITE 34322 BIC38275	Maranello /TM /Vega	7	44.140	0.517	7	
9	430	Andreas Dresen	DEU	Maranello SRP Factory Team	DEU	ITC-C28031 KBF38275	Maranello/TM/Vega	7	44.180	0.557	7	
10	420	Nathalie Kreitz	DEU	VDB Kart Racing	DEU	ITE 14979 KBF10478	Birel ART/TM/Vega	8	44.317	0.694	7	
11	416	Jayden Gushiken	DEU	7L-Performance	DEU	NKA41655 KBF38668	Tony Kart /TM /Vega	7	44.501	0.878	7	
12	518	Daan Zopfi	NLD	Daan Zopfi	NLD	ITE 42180 IDC42180	Birel ART/TM/Vega	8	44.599	0.976	8	
13	408	Florian Breitenbach	DEU	Maranello SRP Factory Team	DEU	ITE 16880 KBF38275	Maranello/TM /Vega	6	44.613	0.990	6	
14	454	Markus Rausch	DEU	Markus Rausch	DEU	ITE 11242 IDC11242	Maranello/TM/Vega	7	45.717	2.094	7	
15	426	Siep Kuypers	NLD	CRG Holland	NLD	ITE52719 155221008	CRG/TM/Vega	4	45.724	2.101	4	
16	519	Erwin Jaalving	NLD	ADAC Niedersachsen/ Sachsen-Anhalt e.V.	DEU	ITE23043 BIC38443	Maranello/TM/Vega	5	45.783	2.160	5	
17	424	Noah Kaltenbach	DEU	7L-Performance	DEU	ITE 41550 KBF38668	Tony Kart/TM /Vega	5	55.635	12.012	5	

#### Not classified


DNS	429	Adrian Martinz	AUT	BIREL ART RACING KSW	AUT	ITEJK2072 IBLBK 102	Birel ART/TM/Vega	0			0	
DNS	435	Jory Molema	NLD	CRG Holland	NLD	NKA33514 IBL15521008	CRG/TM/Vega	0			0	
DNS	444	Lars Ossenbeck	DEU	ADAC Niedersachsen/ Sachsen-Anhalt e.V.	DEU	ITE 38498 BIC38443	Maranello/TM/Vega	0			0	

Timekeeper  
M.Riehmers

Race Director  
H.Seidel

These results are provisional until the conclusion of any judicial and technical matters!

Printed: 21.07.2024 / 09:13



INT. ADAC Kartrennen Kerpen

DSKC - KZ2

Erftlandring Kerpen 1,110 Km

Warm Up Super Heat A

21.07.2024 09:06

Practice (6:00 Time) started at 9:06:11

Lap	Time of Day	Lap Tm	Diff	S1 Tm	S2 Tm	S3 Tm
<b>(440) Enzo Bol</b>						
1	9:07:35.462	<b>57.557</b>	+13.934	18.909	24.298	14.350
2	9:08:24.997	<b>49.535</b>	+5.912	14.867	21.963	12.705
3	9:09:11.484	<b>46.487</b>	+2.864	13.772	20.023	12.692
4	9:09:56.808	<b>46.324</b>	+1.701	13.065	20.047	12.212
5	9:10:41.271	<b>44.463</b>	+0.840	13.029	19.427	12.007
6	9:11:25.255	<b>43.984</b>	+0.361	12.752	19.265	11.967
7	9:12:09.110	<b>43.855</b>	+0.232	<b>12.635</b>	19.235	11.985
8	9:12:52.733	<b>43.623</b>		12.654	<b>19.186</b>	<b>11.783</b>

Lap	Time of Day	Lap Tm	Diff	S1 Tm	S2 Tm	S3 Tm
<b>(423) Claudia Henning</b>						
1	9:07:32.334	<b>59.441</b>	+15.726	20.282	24.524	14.635
2	9:08:23.822	<b>51.488</b>	+7.773	15.464	22.422	13.602
3	9:09:11.200	<b>47.378</b>	+3.663	14.635	20.267	12.476
4	9:09:57.475	<b>46.275</b>	+2.560	13.095	20.828	12.352
5	9:10:42.993	<b>45.518</b>	+1.803	13.093	20.353	12.072
6	9:11:27.957	<b>44.964</b>	+1.249	13.697	19.307	11.960
7	9:12:11.672	<b>43.715</b>		<b>12.651</b>	<b>19.261</b>	<b>11.803</b>

Lap	Time of Day	Lap Tm	Diff	S1 Tm	S2 Tm	S3 Tm
<b>(517) Derk van Silfhout</b>						
1	9:07:42.250	<b>1:04.582</b>	+20.847	21.630	27.158	15.794
2	9:08:33.604	<b>51.354</b>	+7.619	16.602	21.970	12.782
3	9:09:19.834	<b>46.230</b>	+2.495	13.153	20.218	12.859
4	9:10:05.517	<b>45.683</b>	+1.948	13.822	19.664	12.197
5	9:10:50.155	<b>44.638</b>	+0.903	12.772	19.812	12.054
6	9:11:34.750	<b>44.595</b>	+0.860	12.916	19.641	12.038
7	9:12:18.485	<b>43.735</b>		<b>12.628</b>	<b>19.406</b>	<b>11.701</b>

Lap	Time of Day	Lap Tm	Diff	S1 Tm	S2 Tm	S3 Tm
<b>(466) Maximilian Schreyer</b>						
1	9:07:33.361	<b>57.940</b>	+14.182	19.719	23.545	14.676
2	9:08:23.670	<b>50.309</b>	+6.551	15.083	22.077	13.149
3	9:09:11.638	<b>47.968</b>	+4.210	14.712	20.699	12.557
4	9:09:57.127	<b>45.489</b>	+1.731	13.218	19.815	12.456
5	9:11:00.943	<b>1:03.816</b>	+20.058	13.362	38.418	12.036
6	9:11:45.161	<b>44.218</b>	+0.460	13.011	19.368	11.839
7	9:12:28.919	<b>43.758</b>		<b>12.757</b>	<b>19.198</b>	<b>11.803</b>

Lap	Time of Day	Lap Tm	Diff	S1 Tm	S2 Tm	S3 Tm
<b>(436) Cedric Malk</b>						
1	9:07:27.368	<b>56.163</b>	+12.401	17.291	22.281	16.591
2	9:08:14.520	<b>47.152</b>	+3.390	14.084	20.402	12.666
3	9:08:59.622	<b>45.102</b>	+1.340	13.054	19.865	12.183
4	9:09:44.292	<b>44.670</b>	+0.908	12.969	19.609	12.092
5	9:10:28.657	<b>44.365</b>	+0.603	12.791	19.563	12.011
6	9:11:13.132	<b>44.475</b>	+0.713	12.712	19.791	11.972
7	9:11:56.904	<b>43.772</b>	+0.010	12.597	19.411	<b>11.764</b>
8	9:12:40.666	<b>43.762</b>		<b>12.488</b>	<b>19.237</b>	12.037

Lap	Time of Day	Lap Tm	Diff	S1 Tm	S2 Tm	S3 Tm
<b>(477) Dion van Werven</b>						
1	9:08:47.151	<b>53.782</b>	+9.833	18.120	22.431	13.231
2	9:09:33.288	<b>46.137</b>	+2.188	13.855	19.861	12.421
3	9:10:18.274	<b>44.986</b>	+1.037	13.364	19.607	12.015
4	9:11:02.223	<b>43.949</b>		<b>12.689</b>	<b>19.348</b>	11.912
5	9:11:48.804	<b>46.581</b>	+2.632	12.698	22.004	11.879
6	9:12:32.835	<b>44.031</b>	+0.082	12.791	19.385	<b>11.855</b>

Lap	Time of Day	Lap Tm	Diff	S1 Tm	S2 Tm	S3 Tm
<b>(452) Erik Müller</b>						
1	9:07:22.121	<b>54.158</b>	+10.159	18.245	22.424	13.489
2	9:08:09.037	<b>46.916</b>	+2.917	14.073	20.201	12.642
3	9:08:54.373	<b>45.336</b>	+1.337	13.289	19.804	12.243
4	9:09:39.060	<b>44.687</b>	+0.688	13.076	19.510	12.101
5	9:10:25.669	<b>46.609</b>	+2.610	12.983	21.532	12.094
6	9:11:10.250	<b>44.581</b>	+0.582	12.887	19.566	12.128
7	9:11:54.249	<b>43.999</b>		<b>12.731</b>	<b>19.361</b>	<b>11.907</b>
8	9:12:38.530	<b>44.281</b>	+0.282	12.758	19.464	12.059

Lap	Time of Day	Lap Tm	Diff	S1 Tm	S2 Tm	S3 Tm
<b>(520) Julius Lassen</b>						
1	9:07:37.142	<b>57.196</b>	+13.056	19.415	23.861	13.920
2	9:08:26.340	<b>49.198</b>	+5.058	14.815	21.601	12.782
3	9:09:13.736	<b>47.396</b>	+3.256	13.844	20.667	12.885
4	9:09:58.911	<b>45.175</b>	+1.035	13.247	19.826	12.102
5	9:10:43.733	<b>44.822</b>	+0.682	13.160	19.578	12.084
6	9:11:29.131	<b>45.398</b>	+1.258	13.785	19.538	12.075
7	9:12:13.271	<b>44.140</b>		<b>12.787</b>	<b>19.421</b>	<b>11.932</b>

Lap	Time of Day	Lap Tm	Diff	S1 Tm	S2 Tm	S3 Tm
<b>(430) Andreas Dresen</b>						
1	9:07:35.904	<b>56.749</b>	+12.569	18.018	24.478	14.253
2	9:08:25.787	<b>49.883</b>	+5.703	15.429	21.663	12.791
3	9:09:15.745	<b>49.958</b>	+5.778	13.826	21.539	14.593
4	9:10:02.765	<b>47.020</b>	+2.840	14.032	20.730	12.258
5	9:10:47.582	<b>44.817</b>	+0.637	13.016	19.553	12.248
6	9:11:32.159	<b>44.577</b>	+0.397	13.068	19.409	12.100
7	9:12:16.339	<b>44.180</b>		<b>12.731</b>	<b>19.403</b>	<b>12.046</b>

Lap	Time of Day	Lap Tm	Diff	S1 Tm	S2 Tm	S3 Tm
<b>(420) Nathalie Kreitz</b>						
1	9:07:21.374	<b>55.187</b>	+10.870	18.647	22.699	13.841
2	9:08:10.007	<b>48.633</b>	+4.316	15.231	20.634	12.768
3	9:08:56.184	<b>46.177</b>	+1.860	13.604	20.161	12.412
4	9:09:41.578	<b>45.394</b>	+1.077	13.256	19.856	12.282
5	9:10:27.084	<b>45.506</b>	+1.189	12.922	20.388	12.196
6	9:11:11.481	<b>44.397</b>	+0.080	12.912	<b>19.452</b>	12.033
7	9:11:55.798	<b>44.317</b>		12.853	19.541	<b>11.923</b>
8	9:12:40.958	<b>45.160</b>	+0.843	<b>12.714</b>	19.532	12.914

Lap	Time of Day	Lap Tm	Diff	S1 Tm	S2 Tm	S3 Tm
<b>(416) Jayden Gushiken</b>						
1	9:07:33.948	<b>1:00.233</b>	+15.732	20.305	26.045	13.883
2	9:08:24.351	<b>50.403</b>	+5.902	14.915	21.904	13.584
3	9:09:12.069	<b>47.718</b>	+3.217	14.776	20.223	12.719
4	9:09:58.013	<b>45.944</b>	+1.443	13.609	19.756	12.579
5	9:10:43.523	<b>45.510</b>	+1.009	13.117	20.319	<b>12.074</b>
6	9:11:28.924	<b>45.401</b>	+0.900	13.831	19.484	12.086
7	9:12:13.425	<b>44.501</b>		<b>12.818</b>	<b>19.324</b>	12.359

Lap	Time of Day	Lap Tm	Diff	S1 Tm	S2 Tm	S3 Tm
<b>(518) Daan Zoppi</b>						
1	9:07:32.387	<b>59.074</b>	+14.475	20.125	24.536	14.413
2	9:08:20.388	<b>48.001</b>	+3.402	14.581	20.673	12.747
3	9:09:08.066	<b>47.678</b>	+3.079	13.394	21.494	12.790
4	9:09:53.535	<b>45.469</b>	+0.870	13.209	19.854	12.406
5	9:10:38.522	<b>44.987</b>	+0.388	13.048	19.573	12.366
6	9:11:23.699	<b>45.177</b>	+0.578	<b>12.981</b>	19.510	12.686
7	9:12:08.898	<b>45.199</b>	+0.600	13.025	19.916	12.258
8	9:12:53.497	<b>44.599</b>		13.119	<b>19.500</b>	<b>11.980</b>

Lap	Time of Day	Lap Tm	Diff	S1 Tm	S2 Tm	S3 Tm
<b>(408) Florian Breitenbach</b>						
1	9:07:42.325	<b>55.672</b>	+11.059	18.158	23.249	14.265
2	9:08:31.161	<b>48.836</b>	+4.223	15.636	20.757	12.443
3	9:09:19.345	<b>48.184</b>	+3.571	13.747	19.846	14.591
4	9:10:04.871	<b>45.526</b>	+0.913	13.658	19.805	12.063
5	9:10:50.553	<b>45.682</b>	+1.069	13.274	20.320	12.088
6	9:11:35.166	<b>44.613</b>		12.896	<b>19.736</b>	<b>11.981</b>

Lap	Time of Day	Lap Tm	Diff	S1 Tm	S2 Tm	S3 Tm
<b>(454) Markus Rausch</b>						
1	9:07:24.096	<b>53.499</b>	+7.782	17.518	22.437	13.544
2	9:08:29.256	<b>1:05.160</b>	+19.443	21.247	29.707	14.206
3	9:09:20.711	<b>51.455</b>	+5.738	15.990	21.986	13.479
4	9:10:07.243	<b>46.532</b>	+0.815	13.714	20.158	12.660
5	9:10:54.303	<b>47.060</b>	+1.343	13.796	20.491	12.773
6	9:11:40.485	<b>46.182</b>	+0.465	13.228	20.588	<b>12.366</b>
7	9:12:26.202	<b>45.717</b>		<b>13.217</b>	<b>20.029</b>	12.471

Lap	Time of Day	Lap Tm	Diff	S1 Tm	S2 Tm	S3 Tm
<b>(426) Siep Kuypers</b>						
1						



INT. ADAC Kartrennen Kerpen

DSKC - KZ2

Erftlandring Kerpen 1,110 Km

Warm Up Super Heat A

21.07.2024 09:06

Practice (6:00 Time) started at 9:06:11

Lap	Time of Day	Lap Tm	Diff	S1 Tm	S2 Tm	S3 Tm	Lap	Time of Day	Lap Tm	Diff	S1 Tm	S2 Tm	S3 Tm
5	9:12:40.980	55.635		16.257	24.056	15.322							





### DSKC - KZ2

### Warm Up Super Heat B

Track length: 1.110 Km

Session Started: 9:17:02

Best Lap by: 427 - Emma Felbermayr - 42.904

Rank	#	Driver	Nat	Sponsor Entrant	Nat	License E-License	Make	laps	Best Lap	Diff	In Lap	Penalty
1	427	Emma Felbermayr	AUT	TB Racing Team	DEU	ITEJK2003 KBF38262	KR/TM/Vega	8	42.904		8	
2	523	Karol Pasiewicz	POL	Dörr Motorsport	DEU	ITE 10000 BIF38420	KR/IAME/Vega	8	43.086	0.182	8	
3	412	Ajdin Jatic	NLD	Falcon Racing Team	NLD	ITE52317 12131007	Falcon/TM/Vega	8	43.149	0.245	8	
4	417	Emanuel Mai	DEU	Solgat Motorsport	DEU	ITE 16484 KBF42332	Birel ART/TM/Vega	8	43.204	0.300	8	
5	431	Simon Rechenmacher	DEU	TB Racing Team	DEU	ITE 38327 KBF38262	KR/TM/Vega	7	43.230	0.326	7	
6	442	Maximilian Schleimer	DEU	ADAC Mittelrhein e.V. Maranello SRP Factory Team	DEU	ITE 11572 KBF38275	Maranello/TM/Vega	8	43.291	0.387	8	
7	419	Dominik Reuters	DEU	Dörr Motorsport	DEU	ITE 14038 BIF38420	KR/IAME/Vega	8	43.351	0.447	8	
8	411	Philipp Salzmänn	DEU	TB Racing Team	DEU	ITE40074 KBF38262	KR/TM/Vega	8	43.364	0.460	8	
9	428	Lukas Reiböck	AUT	BIRELART RACING KSW	AUT	ITEJK2158 IBLBK 102	Birel ART/TM/VEGA	8	43.455	0.551	7	
10	410	Maurice Schenck	DEU	APEX Performance	DEU	ITE 10412 KBF38438	Maranello/TM/Vega	8	43.519	0.615	8	
11	415	Rouven Wilk	DEU	Mach1 Motorsport	DEU	ITE35449 KBF39310	Mach1/TM/Vega	8	43.744	0.840	5	
12	437	Felix Wischlitzki	DEU	ADAC Mittelrhein e.V. RMW Motorsport	DEU	ITE 15497 BIC39010	Tony-Kart/TM/Vega	8	43.851	0.947	8	
13	468	Rick Hartmann	DEU	MSC -Langenfeld e.V. im ADAC Falcon Racing Team	NLD	ITD-C18598 12133007	Falcon/TM/Vega	8	43.985	1.081	7	
14	425	Noah Gounot	DEU	Solgat Motorsport	DEU	NKA30555 KBF42332	Birel ART/TM/Vega	8	44.035	1.131	8	
15	524	Svenja Dreher	DEU	Mach1 Motorsport	DEU	ITE 24813 IBL20651	Mach1/TM/Vega	5	44.079	1.175	5	
16	488	David Gorcica	CZE	FORZA RACING z.s.	CZE	ITE24AS0361 IBL24AT00331	MS KART/TM/Vega	7	44.337	1.433	7	
17	525	Paul Moritz Doktor	DEU	CRG Deutschland	DEU	NKA21214 KBF42811	CRG/TM/Vega	7	44.410	1.506	5	
18	418	Noah Höß	DEU	Solgat Motorsport	DEU	ITE 19884 BIF42332	Birel ART/TM/Vega	7	44.489	1.585	7	
19	406	Christian Breiter	DEU	ADAC Niedersachsen/ Sachsen-Anhalt e.V.	DEU	NKA16756 BIC38443	Maranello/TM/Vega	7	44.666	1.762	7	


Timekeeper  
M.Riehmers

Race Director  
H.Seidel

Page 1/1

These results are provisional until the conclusion of any judicial and technical matters!

Printed: 21.07.2024 / 09:24





INT. ADAC Kartrennen Kerpen

DSKC - KZ2

Erftlandring Kerpen 1,110 Km

Warm Up Super Heat B

21.07.2024 09:17

Practice (6:00 Time) started at 9:17:02

Lap	Time of Day	Lap Tm	Diff	S1 Tm	S2 Tm	S3 Tm
<b>(427) Emma Felbermayr</b>						
1	9:18:22.140	<b>56.527</b>	+13.623	19.694	22.735	14.098
2	9:19:08.959	<b>46.819</b>	+3.915	13.925	20.720	12.174
3	9:20:01.419	<b>52.460</b>	+9.556	20.267	20.142	12.051
4	9:20:46.976	<b>45.557</b>	+2.653	14.259	19.454	11.844
5	9:21:30.331	<b>43.565</b>	+0.451	12.517	19.169	11.669
6	9:22:18.047	<b>47.716</b>	+4.812	12.434	22.967	12.315
7	9:23:01.166	<b>43.119</b>	+0.215	12.410	19.174	11.535
8	9:23:44.070	<b>42.904</b>		<b>12.339</b>	<b>19.075</b>	<b>11.490</b>
<b>(523) Karol Pasiewicz</b>						
1	9:18:22.436	<b>55.325</b>	+12.239	19.304	22.364	13.657
2	9:19:09.507	<b>47.071</b>	+3.985	14.015	20.529	12.527
3	9:19:54.073	<b>44.566</b>	+1.480	12.848	19.511	12.207
4	9:20:37.730	<b>43.657</b>	+0.571	12.572	19.286	11.799
5	9:21:21.133	<b>43.403</b>	+0.317	12.461	19.176	11.766
6	9:22:08.214	<b>47.081</b>	+3.995	12.464	22.582	12.035
7	9:22:51.423	<b>43.209</b>	+0.123	12.448	<b>19.119</b>	11.642
8	9:23:34.509	<b>43.086</b>		<b>12.328</b>	19.126	<b>11.632</b>
<b>(412) Ajdin Jatic</b>						
1	9:18:15.344	<b>54.734</b>	+11.585	17.933	22.998	13.803
2	9:19:04.068	<b>48.724</b>	+5.575	14.279	20.945	13.500
3	9:19:49.686	<b>45.618</b>	+2.469	13.556	19.799	12.263
4	9:20:34.335	<b>44.649</b>	+1.500	13.300	19.476	11.873
5	9:21:18.152	<b>43.817</b>	+0.668	12.549	19.362	11.906
6	9:22:01.977	<b>43.825</b>	+0.676	12.591	19.386	11.848
7	9:22:45.588	<b>43.611</b>	+0.462	12.626	19.260	11.725
8	9:23:28.737	<b>43.149</b>		<b>12.470</b>	<b>19.129</b>	<b>11.550</b>
<b>(417) Emanuel Mai</b>						
1	9:18:14.460	<b>55.483</b>	+12.279	18.284	23.506	13.693
2	9:19:03.965	<b>49.505</b>	+6.301	14.379	21.520	13.606
3	9:19:51.094	<b>47.129</b>	+3.925	14.337	20.600	12.192
4	9:20:35.404	<b>44.310</b>	+1.106	12.941	19.405	11.964
5	9:21:20.068	<b>44.664</b>	+1.460	13.429	19.298	11.937
6	9:22:05.070	<b>45.002</b>	+1.798	12.897	20.213	11.892
7	9:22:49.000	<b>43.930</b>	+0.726	12.759	19.301	11.870
8	9:23:32.204	<b>43.204</b>		<b>12.513</b>	<b>19.142</b>	<b>11.549</b>
<b>(431) Simon Rechenmacher</b>						
1	9:18:40.734	<b>53.499</b>	+10.269	17.476	22.667	13.356
2	9:19:26.074	<b>45.340</b>	+2.110	13.268	19.828	12.244
3	9:20:10.028	<b>43.954</b>	+0.724	12.730	19.417	11.807
4	9:20:53.620	<b>43.592</b>	+0.362	12.607	19.265	11.720
5	9:21:36.905	<b>43.285</b>	+0.055	12.470	<b>19.080</b>	11.735
6	9:22:21.860	<b>44.955</b>	+1.725	12.429	19.643	12.883
7	9:23:05.090	<b>43.230</b>		<b>12.423</b>	19.228	<b>11.579</b>
<b>(442) Maximilian Schleimer</b>						
1	9:18:13.321	<b>56.396</b>	+13.106	19.134	23.445	13.817
2	9:19:02.277	<b>48.956</b>	+5.665	14.715	21.477	12.764
3	9:19:48.657	<b>46.380</b>	+3.089	13.726	20.663	11.991
4	9:20:32.760	<b>44.103</b>	+0.812	12.867	19.280	11.956
5	9:21:16.501	<b>43.741</b>	+0.450	12.774	19.194	11.773
6	9:21:59.987	<b>43.486</b>	+0.195	12.538	19.286	11.662
7	9:22:43.852	<b>43.865</b>	+0.574	12.857	<b>19.125</b>	11.883
8	9:23:27.143	<b>43.291</b>		<b>12.498</b>	19.185	<b>11.608</b>
<b>(419) Dominik Reuters</b>						
1	9:18:27.155	<b>55.773</b>	+12.422	18.190	24.173	13.410
2	9:19:14.108	<b>46.953</b>	+3.602	14.345	20.000	12.608
3	9:19:58.520	<b>44.412</b>	+1.061	13.081	19.383	11.948
4	9:20:42.246	<b>43.726</b>	+0.375	12.684	19.216	11.826
5	9:21:26.175	<b>43.929</b>	+0.578	12.967	19.204	11.758
6	9:22:11.300	<b>45.125</b>	+1.774	12.718	20.305	12.102
7	9:22:54.855	<b>43.555</b>	+0.204	12.867	<b>19.095</b>	<b>11.593</b>
8	9:23:38.206	<b>43.351</b>		<b>12.458</b>	19.173	11.720
<b>(411) Philipp Salzmann</b>						
1	9:18:14.662	<b>55.230</b>	+11.866	18.125	23.366	13.739
2	9:19:02.764	<b>48.102</b>	+4.738	14.288	21.256	12.558
3	9:19:49.331	<b>46.567</b>	+3.203	13.633	20.597	12.337

Lap	Time of Day	Lap Tm	Diff	S1 Tm	S2 Tm	S3 Tm
4	9:20:33.946	<b>44.615</b>	+1.251	13.014	19.593	12.008
5	9:21:17.914	<b>43.968</b>	+0.604	12.705	19.335	11.928
6	9:22:01.764	<b>43.850</b>	+0.486	<b>12.574</b>	19.411	11.865
7	9:22:45.866	<b>44.102</b>	+0.738	13.039	19.395	11.668
8	9:23:29.230	<b>43.364</b>		12.575	<b>19.211</b>	<b>11.578</b>
<b>(428) Lukas Reiböck</b>						
1	9:18:26.450	<b>1:01.606</b>	+18.151	23.567	23.983	14.056
2	9:19:12.818	<b>46.368</b>	+2.913	13.802	20.169	12.397
3	9:19:57.566	<b>44.748</b>	+1.293	13.129	19.625	11.994
4	9:20:41.998	<b>44.432</b>	+0.977	12.672	19.726	12.034
5	9:21:26.072	<b>44.074</b>	+0.619	12.934	19.377	11.763
6	9:22:11.234	<b>45.162</b>	+1.707	12.568	20.449	12.145
7	9:22:54.689	<b>43.455</b>		12.708	<b>19.152</b>	<b>11.595</b>
8	9:23:38.407	<b>43.718</b>	+0.263	<b>12.463</b>	19.372	11.883
<b>(410) Maurice Schenck</b>						
1	9:18:13.596	<b>56.049</b>	+12.530	18.816	23.474	13.759
2	9:19:02.483	<b>48.887</b>	+5.368	14.672	21.518	12.697
3	9:19:49.126	<b>46.643</b>	+3.124	13.713	20.672	12.258
4	9:20:33.365	<b>44.239</b>	+0.720	12.850	19.542	11.847
5	9:21:17.193	<b>43.828</b>	+0.309	12.700	19.314	11.814
6	9:22:00.733	<b>43.540</b>	+0.021	12.590	<b>19.228</b>	11.722
7	9:22:44.295	<b>43.562</b>	+0.043	<b>12.525</b>	19.292	11.745
8	9:23:27.814	<b>43.519</b>		12.526	19.329	<b>11.664</b>
<b>(415) Rouven Wilk</b>						
1	9:18:07.405	<b>51.725</b>	+7.981	17.679	21.380	12.666
2	9:18:52.842	<b>45.437</b>	+1.693	13.400	19.921	12.116
3	9:19:37.124	<b>44.282</b>	+0.538	12.953	19.365	11.964
4	9:20:21.111	<b>43.987</b>	+0.243	12.835	19.357	11.795
5	9:21:04.855	<b>43.744</b>		12.654	19.267	11.823
6	9:21:48.656	<b>43.801</b>	+0.057	12.758	19.292	11.751
7	9:22:40.433	<b>51.777</b>	+8.033	<b>12.607</b>	<b>19.222</b>	19.948
8	9:23:25.155	<b>44.722</b>	+0.978	13.686	19.344	<b>11.692</b>
<b>(437) Felix Wischlitzki</b>						
1	9:18:08.346	<b>53.112</b>	+9.261	18.897	21.417	12.798
2	9:18:53.392	<b>45.046</b>	+1.195	13.142	19.846	12.058
3	9:19:37.707	<b>44.315</b>	+0.464	12.924	19.505	11.886
4	9:20:22.094	<b>44.387</b>	+0.536	13.074	19.496	11.817
5	9:21:06.223	<b>44.129</b>	+0.278	<b>12.794</b>	19.375	11.960
6	9:21:50.451	<b>44.228</b>	+0.377	13.031	19.424	<b>11.773</b>
7	9:22:34.746	<b>44.295</b>	+0.444	12.852	19.501	11.942
8	9:23:18.597	<b>43.851</b>		12.799	<b>19.276</b>	11.776
<b>(468) Rick Hartmann</b>						
1	9:18:14.911	<b>54.957</b>	+10.972	18.266	23.009	13.682
2	9:19:03.285	<b>48.374</b>	+4.389	14.315	21.148	12.911
3	9:19:49.557	<b>46.272</b>	+2.287	13.323	20.566	12.383
4	9:20:35.318	<b>45.761</b>	+1.776	13.710	19.929	12.122
5	9:21:19.749	<b>44.431</b>	+0.446	12.817	19.624	11.990
6	9:22:04.915	<b>45.166</b>	+1.181	13.397	19.793	11.976
7	9:22:48.900	<b>43.985</b>		<b>12.684</b>	19.414	11.887
8	9:23:32.908	<b>44.008</b>	+0.023	12.868	<b>19.304</b>	<b>11.836</b>
<b>(425) Noah Gounot</b>						
1	9:18:15.647	<b>53.137</b>	+9.102	17.435	22.139	13.563
2	9:19:04.943	<b>49.296</b>	+5.261	14.571	21.441	13.284
3	9:19:51.649	<b>46.706</b>	+2.671	13.649	20.609	12.448
4	9:20:36.520	<b>44.871</b>	+0.836	13.004	19.784	12.083
5	9:21:20.682	<b>44.162</b>	+0.127	12.772	19.535	11.855
6	9:22:05.762	<b>45.080</b>	+1.045	12.730	20.435	11.915
7	9:22:49.859	<b>44.097</b>	+0.062	12.761	<b>19.487</b>	11.849
8	9:23:33.894	<b>44.035</b>		<b>12.694</b>	19.548	<b>11.793</b>
<b>(524) Svenja Dreher</b>						
1	9:18:15.261	<b>56.936</b>	+12.857	19.623	23.358	13.955
2	9:19:04.817	<b>49.556</b>	+5.477	14.780	20.888	13.888
3	9:19:51.468	<b>46.651</b>	+2.572	13.600	20.615	12.436
4	9:20:35.829	<b>44.361</b>	+0.282	12.828	19.619	11.914
5	9:21:19.908	<b>44.079</b>		<b>12.766</b>	<b>19.400</b>	<b>11.913</b>
<b>(488) David Gorcica</b>						

Orbits



INT. ADAC Kartrennen Kerpen

DSKC - KZ2

Erftlandring Kerpen 1,110 Km

Warm Up Super Heat B

21.07.2024 09:17

Practice (6:00 Time) started at 9:17:02

Lap	Time of Day	Lap Tm	Diff	S1 Tm	S2 Tm	S3 Tm	Lap	Time of Day	Lap Tm	Diff	S1 Tm	S2 Tm	S3 Tm
1	9:18:24.037	<b>55.425</b>	+11.088	19.504	22.511	13.410							
2	9:19:11.177	<b>47.140</b>	+2.803	13.992	20.559	12.589							
3	9:19:57.065	<b>45.888</b>	+1.551	13.443	20.059	12.386							
4	9:20:41.816	<b>44.751</b>	+0.414	12.979	19.735	12.037							
5	9:21:27.437	<b>45.621</b>	+1.284	13.751	19.856	12.014							
6	9:22:12.536	<b>45.099</b>	+0.762	12.911	19.984	12.204							
7	9:22:56.873	<b>44.337</b>		12.912	<b>19.548</b>	<b>11.877</b>							

(525) Paul Moritz Doktor

1	9:18:22.745	<b>59.103</b>	+14.693	19.425	24.182	15.496
2	9:19:10.889	<b>48.144</b>	+3.734	15.032	20.489	12.623
3	9:19:56.125	<b>45.236</b>	+0.826	13.177	19.912	12.147
4	9:20:40.786	<b>44.661</b>	+0.251	12.901	19.688	12.072
5	9:21:25.196	<b>44.410</b>		12.900	19.557	11.953
6	9:22:11.110	<b>45.914</b>	+1.504	<b>12.705</b>	20.992	12.217
7	9:22:56.559	<b>45.449</b>	+1.039	13.937	19.573	<b>11.939</b>

(418) Noah H6B

1	9:18:28.980	<b>58.063</b>	+13.574	19.269	24.657	14.137
2	9:19:17.554	<b>48.574</b>	+4.085	14.391	21.212	12.971
3	9:20:04.257	<b>46.703</b>	+2.214	13.701	20.522	12.480
4	9:20:50.013	<b>45.756</b>	+1.267	13.300	20.085	12.371
5	9:21:45.139	<b>55.126</b>	+10.637	13.080	19.818	22.228
6	9:22:31.051	<b>45.912</b>	+1.423	13.644	20.128	12.140
7	9:23:15.540	<b>44.489</b>		<b>12.944</b>	<b>19.678</b>	<b>11.867</b>

(406) Christian Breiter

1	9:18:29.856	<b>59.957</b>	+15.291	19.071	26.623	14.263
2	9:19:17.703	<b>47.847</b>	+3.181	14.202	20.888	12.757
3	9:20:04.401	<b>46.698</b>	+2.032	14.132	20.201	12.365
4	9:20:50.337	<b>45.936</b>	+1.270	13.546	20.058	12.332
5	9:21:35.900	<b>45.563</b>	+0.897	13.200	19.852	12.511
6	9:22:22.186	<b>46.286</b>	+1.620	13.015	19.935	13.336
7	9:23:06.852	<b>44.666</b>		<b>12.983</b>	<b>19.625</b>	<b>12.058</b>





### DSKC - KZ2

### Super Heat Group A

Track length: 1.110 Km

Race Started: 12:17:36

Best Lap by: 477 - Dion van Werven - 42.553

Rank	#	Driver	Nat	Sponsor Entrant	Nat	License E-License	Make	laps	T. Time Diff	Best Lap	Penalty	Points
1	477	Dion van Werven	NLD	Wilfred van Werven	NLD	ITE49844 EL50365	CRG/TM/Vega	18	12:58.797	42.553		75
2	440	Enzo Bol	NLD	SP Motorsport	NLD	ITE42526 IBL47253	KR/TM/Vega	18	13:01.536 2.739	42.929		69
3	423	Claudia Henning	DEU	Henning Claudia	DEU	ITE11645 IDC11645	Birel ART/TM/Vega	18	13:01.677 2.880	42.596		63
4	466	Maximilian Schreyer	DEU	Maranello SRP Factory Team	DEU	ITE 31254 BIC38275	Maranello/TM /Vega	18	13:02.599 3.802	42.645		57
5	426	Siep Kuypers	NLD	CRG Holland	NLD	ITE52719 155221008	CRG/TM/Vega	18	13:04.715 5.918	43.074		51
6	436	Cedric Malk	CHE	Millennium Racing	DEU	ITE1350 KBF38042	Tony Kart/TM/Vega	18	13:08.157 9.360	42.977		48
7	452	Erik Müller	DEU	Mach1 Motorsport	DEU	ITE 17884 BIC20651	Mach1/TM /Vega	18	13:08.793 9.996	43.150		45
8	408	Florian Breitenbach	DEU	Maranello SRP Factory Team	DEU	ITE 16880 KBF38275	Maranello/TM /Vega	18	13:09.049 10.252	42.957		42
9	520	Julius Lassen	DNK	Maranello SRP Factory Team	DEU	ITE 34322 BIC38275	Maranello /TM /Vega	18	13:09.076 10.279	43.052		39
10	420	Nathalie Kreitz	DEU	VDB Kart Racing	DEU	ITE 14979 KBF10478	Birel ART/TM/Vega	18	13:09.622 10.825	43.171		36
11	429	Adrian Martinz	AUT	BIREL ART RACING KSW	AUT	ITEJK2072 IBLBK 102	Birel ART/TM/Vega	18	13:13.533 14.736	43.342		34
12	518	Daan Zopfi	NLD	Daan Zopfi	NLD	ITE 42180 IDC42180	Birel ART/TM/Vega	18	13:13.779 14.982	43.185		32
13	519	Erwin Jalving	NLD	ADAC Niedersachsen/ Sachsen-Anhalt e.V.	DEU	ITE23043 BIC38443	Maranello/TM/Vega	18	13:15.309 16.512	43.465		30
14	416	Jayden Gushiken	DEU	7L-Performance	DEU	NKA41655 KBF38668	Tony Kart /TM /Vega	18	13:15.630 16.833	43.326		28
15	424	Noah Kaltenbach	DEU	7L-Performance	DEU	ITE 41550 KBF38668	Tony Kart/TM /Vega	18	13:25.196 26.399	43.961		26
16	430	Andreas Dresen	DEU	Maranello SRP Factory Team	DEU	ITC-C28031 KBF38275	Maranello/TM/Vega	18	13:25.416 26.619	43.051		24
17	444	Lars Ossenbeck	DEU	ADAC Niedersachsen/ Sachsen-Anhalt e.V.	DEU	ITE 38498 BIC38443	Maranello/TM/Vega	18	13:26.014 27.217	43.490		22
18	435	Jory Molema	NLD	CRG Holland	NLD	NKA33514 IBL15521008	CRG/TM/Vega	18	13:28.036 29.239	43.447	+ 5 sec	20
19	517	Derk van Silfhout	NLD	Dinand van Silfhout	NLD	44638 BEK15859	Birel ART/TM/Vega	15	10:58.256 3 Laps	42.844		18
20	454	Markus Rausch	DEU	Markus Rausch	DEU	ITE 11242 IDC11242	Maranello/TM/Vega	9	6:54.050 9 Laps	44.614		17

#### Announcements

# 435 + 5 sec front fairing


Timekeeper  
M.Riehmers

Race Director  
H.Seidel

Page 1/1

These results are provisional until the conclusion of any judicial and technical matters!

Printed: 21.07.2024 / 12:52



INT. ADAC Kartrennen Kerpen

DSKC - KZ2

Erftlandring Kerpen 1,110 Km

Super Heat Group A

21.07.2024 12:13

Race (18 Laps) started at 12:17:36

Lap	Time of Day	Lap Tm	Diff	S1 Tm	S2 Tm	S3 Tm	Lap	Time of Day	Lap Tm	Diff	S1 Tm	S2 Tm	S3 Tm
<b>(477) Dion van Werven</b>							13	12:27:04.080	<b>43.704</b>	+1.059	12.691	19.362	11.651
1	12:18:23.775	<b>46.683</b>	+4.130	14.872	19.721	12.090	14	12:27:47.165	<b>43.085</b>	+0.440	12.593	19.059	11.433
2	12:19:08.537	<b>44.762</b>	+2.209	13.103	19.595	12.064	15	12:28:29.810	<b>42.645</b>		<b>12.246</b>	<b>18.979</b>	<b>11.420</b>
3	12:19:52.094	<b>43.557</b>	+1.004	12.538	19.499	11.520	16	12:29:12.706	<b>42.896</b>	+0.251	12.366	19.077	11.453
4	12:20:35.834	<b>43.740</b>	+1.187	12.455	19.238	12.047	17	12:29:55.806	<b>43.100</b>	+0.455	12.332	19.315	11.453
5	12:21:18.945	<b>43.111</b>	+0.558	12.507	19.109	11.495	18	12:30:38.836	<b>43.030</b>	+0.385	12.384	18.998	11.648
6	12:22:01.802	<b>42.857</b>	+0.304	12.344	19.083	11.430	<b>(426) Siep Kuypers</b>						
7	12:22:44.637	<b>42.835</b>	+0.282	12.324	19.002	11.509	1	12:18:22.565	<b>45.967</b>	+2.893	14.493	19.656	11.818
8	12:23:27.849	<b>43.212</b>	+0.659	12.454	19.197	11.561	2	12:19:07.010	<b>44.445</b>	+1.371	12.950	19.653	11.842
9	12:24:10.559	<b>42.710</b>	+0.157	12.339	18.987	11.384	3	12:19:50.948	<b>43.938</b>	+0.864	12.839	19.419	11.680
10	12:24:53.203	<b>42.644</b>	+0.091	12.293	18.938	11.413	4	12:20:34.488	<b>43.540</b>	+0.466	12.550	19.342	11.648
11	12:25:35.884	<b>42.681</b>	+0.128	12.344	18.929	11.408	5	12:21:18.036	<b>43.548</b>	+0.474	12.568	19.350	11.630
12	12:26:18.814	<b>42.930</b>	+0.377	12.465	19.044	11.421	6	12:22:01.301	<b>43.265</b>	+0.191	12.517	19.211	11.537
13	12:27:01.966	<b>43.152</b>	+0.599	12.439	19.059	11.654	7	12:22:44.548	<b>43.247</b>	+0.173	12.482	19.166	11.599
14	12:27:44.580	<b>42.614</b>	+0.061	12.289	18.915	11.410	8	12:23:28.165	<b>43.617</b>	+0.543	12.780	19.299	11.538
15	12:28:27.165	<b>42.585</b>	+0.032	12.317	<b>18.858</b>	11.410	9	12:24:12.265	<b>44.100</b>	+1.026	12.980	19.389	11.731
16	12:29:09.853	<b>42.688</b>	+0.135	12.355	18.993	<b>11.340</b>	10	12:24:55.487	<b>43.222</b>	+0.148	12.470	19.164	11.588
17	12:29:52.481	<b>42.628</b>	+0.075	12.289	18.928	11.411	11	12:25:38.639	<b>43.152</b>	+0.078	12.515	<b>19.110</b>	11.527
18	12:30:35.034	<b>42.553</b>		<b>12.246</b>	18.927	11.380	12	12:26:21.846	<b>43.207</b>	+0.133	12.480	19.152	11.575
<b>(440) Enzo Bol</b>							13	12:27:05.114	<b>43.268</b>	+0.194	12.503	19.211	11.554
1	12:18:22.291	<b>46.054</b>	+3.125	14.555	19.657	11.842	14	12:27:48.188	<b>43.074</b>		12.417	19.169	11.488
2	12:19:06.850	<b>44.559</b>	+1.630	12.913	19.768	11.878	15	12:28:31.337	<b>43.149</b>	+0.075	12.503	19.166	<b>11.480</b>
3	12:19:50.586	<b>43.736</b>	+0.807	12.750	19.317	11.669	16	12:29:14.442	<b>43.105</b>	+0.031	<b>12.404</b>	19.189	11.512
4	12:20:33.921	<b>43.335</b>	+0.406	12.552	19.204	11.579	17	12:29:57.676	<b>43.234</b>	+0.160	12.485	19.167	11.582
5	12:21:17.132	<b>43.211</b>	+0.282	12.467	19.186	11.558	18	12:30:40.952	<b>43.276</b>	+0.202	12.481	19.183	11.612
6	12:22:00.369	<b>43.237</b>	+0.308	12.524	19.201	11.512	<b>(436) Cedric Malk</b>						
7	12:22:43.327	<b>42.958</b>	+0.029	12.378	19.094	11.486	1	12:18:26.002	<b>48.745</b>	+5.768	16.017	20.783	11.945
8	12:23:26.536	<b>43.209</b>	+0.280	12.433	19.186	11.590	2	12:19:10.320	<b>44.318</b>	+1.341	12.603	19.674	12.041
9	12:24:09.565	<b>43.029</b>	+0.100	12.388	19.105	11.536	3	12:19:54.318	<b>43.998</b>	+1.021	12.953	19.391	11.654
10	12:24:52.494	<b>42.929</b>		<b>12.353</b>	19.080	11.496	4	12:20:38.507	<b>44.189</b>	+1.212	12.690	19.952	11.547
11	12:25:35.660	<b>43.166</b>	+0.237	12.358	19.196	11.612	5	12:21:21.936	<b>43.429</b>	+0.452	12.713	19.232	11.484
12	12:26:18.595	<b>42.935</b>	+0.006	12.357	19.078	11.500	6	12:22:05.090	<b>43.154</b>	+0.177	12.427	19.269	<b>11.458</b>
13	12:27:02.637	<b>44.042</b>	+1.113	12.544	19.144	12.354	7	12:22:48.245	<b>43.155</b>	+0.178	12.405	19.196	11.554
14	12:27:45.720	<b>43.083</b>	+0.154	12.444	19.167	<b>11.472</b>	8	12:23:31.330	<b>43.085</b>	+0.108	<b>12.372</b>	19.138	11.575
15	12:28:28.665	<b>42.945</b>	+0.016	12.357	<b>19.066</b>	11.522	9	12:24:14.582	<b>43.252</b>	+0.275	12.454	19.279	11.519
16	12:29:11.658	<b>42.993</b>	+0.064	12.374	19.111	11.508	10	12:24:57.693	<b>43.111</b>	+0.134	12.385	19.244	11.482
17	12:29:54.614	<b>42.956</b>	+0.027	12.356	19.124	11.476	11	12:25:40.670	<b>42.977</b>		12.388	<b>19.130</b>	11.459
18	12:30:37.773	<b>43.159</b>	+0.230	12.442	19.209	11.508	12	12:26:23.707	<b>43.037</b>	+0.060	12.396	19.182	11.459
<b>(423) Claudia Henning</b>							13	12:27:07.075	<b>43.368</b>	+0.391	12.391	19.349	11.628
1	12:18:24.492	<b>48.152</b>	+5.556	15.792	20.384	11.976	14	12:27:50.969	<b>43.894</b>	+0.917	12.768	19.343	11.783
2	12:19:08.827	<b>44.335</b>	+1.739	12.919	19.779	11.637	15	12:28:34.472	<b>43.503</b>	+0.526	12.374	19.324	11.805
3	12:19:52.225	<b>43.398</b>	+0.802	12.570	19.260	11.568	16	12:29:17.551	<b>43.079</b>	+0.102	12.448	19.171	11.460
4	12:20:35.923	<b>43.698</b>	+1.102	12.525	19.274	11.899	17	12:30:00.886	<b>43.335</b>	+0.358	12.405	19.299	11.631
5	12:21:19.500	<b>43.577</b>	+0.981	12.730	19.377	11.470	18	12:30:44.394	<b>43.508</b>	+0.531	12.779	19.205	11.524
6	12:22:02.458	<b>42.958</b>	+0.362	12.402	19.113	11.443	<b>(452) Erik Müller</b>						
7	12:22:45.264	<b>42.860</b>	+0.210	12.265	19.069	11.472	1	12:18:24.930	<b>47.222</b>	+4.072	14.881	20.274	12.067
8	12:23:28.477	<b>43.213</b>	+0.617	12.333	19.448	11.432	2	12:19:09.397	<b>44.467</b>	+1.317	12.805	19.710	11.952
9	12:24:11.984	<b>43.507</b>	+0.911	12.574	19.369	11.564	3	12:19:53.433	<b>44.036</b>	+0.886	12.663	19.670	11.703
10	12:24:54.788	<b>42.804</b>	+0.208	12.304	19.056	11.444	4	12:20:36.949	<b>43.516</b>	+0.366	12.807	19.181	<b>11.528</b>
11	12:25:37.614	<b>42.826</b>	+0.230	12.291	19.069	11.466	5	12:21:20.403	<b>43.454</b>	+0.304	12.527	19.355	11.572
12	12:26:20.464	<b>42.850</b>	+0.254	12.297	19.107	11.446	6	12:22:03.553	<b>43.150</b>		12.448	19.118	11.584
13	12:27:03.933	<b>43.469</b>	+0.873	12.504	19.363	11.602	7	12:22:46.799	<b>43.246</b>	+0.096	12.450	<b>19.097</b>	11.699
14	12:27:46.933	<b>43.000</b>	+0.404	12.526	19.006	11.468	8	12:23:30.053	<b>43.254</b>	+0.104	12.502	19.223	11.529
15	12:28:29.553	<b>42.620</b>	+0.024	<b>12.214</b>	19.008	<b>11.398</b>	9	12:24:13.369	<b>43.316</b>	+0.166	<b>12.431</b>	19.205	11.680
16	12:29:12.149	<b>42.596</b>		12.247	18.929	11.420	10	12:24:56.680	<b>43.311</b>	+0.161	12.519	19.190	11.602
17	12:29:54.817	<b>42.668</b>	+0.072	12.256	<b>18.924</b>	11.488	11	12:25:40.078	<b>43.398</b>	+0.248	12.468	19.333	11.597
18	12:30:37.914	<b>43.097</b>	+0.501	12.626	18.983	11.488	12	12:26:23.450	<b>43.372</b>	+0.222	12.495	19.236	11.641
<b>(466) Maximilian Schreyer</b>							13	12:27:06.898	<b>43.448</b>	+0.298	12.486	19.351	11.611
1	12:18:23.486	<b>46.816</b>	+4.171	15.013	19.748	12.055	14	12:27:50.627	<b>43.729</b>	+0.579	12.830	19.289	11.610
2	12:19:08.299	<b>44.813</b>	+2.168	12.707	20.223	11.883	15	12:28:34.016	<b>43.389</b>	+0.239	12.488	19.326	11.575
3	12:19:51.824	<b>43.525</b>	+0.880	12.533	19.298	11.694	16	12:29:17.338	<b>43.322</b>	+0.172	12.459	19.311	11.552
4	12:20:36.194	<b>44.370</b>	+1.725	12.417	19.517	12.436	17	12:30:00.826	<b>43.488</b>	+0.338	12.441	19.318	11.729
5	12:21:19.255	<b>43.061</b>	+0.416	12.359	19.122	11.580	18	12:30:45.030	<b>44.204</b>	+1.054	13.050	19.450	11.704
6	12:22:02.205	<b>42.950</b>	+0.305	12.350	19.049	11.551	<b>(408) Florian Breitenbach</b>						
7	12:22:45.037	<b>42.832</b>	+0.187	12.305	19.031	11.496	1	12:18:23.642	<b>46.723</b>	+3.766	14.608	19.888	12.227
8	12:23:28.310	<b>43.273</b>	+0.628	12.438	19.261	11.574	2	12:19:09.731	<b>46.089</b>	+3.132	12.993	21.146	11.950
9	12:24:11.513	<b>43.203</b>	+0.558	12.573	19.119	11.511	3	12:19:53.561	<b>43.830</b>	+0.873	12.801	19.414	11.615
10	12:24:54.443	<b>42.930</b>	+0.285	12.357	19.096	11.477	4	12:20:38.618	<b>45.057</b>	+2.100	13.455	20.029	11.573
11	12:25:37.433	<b>42.990</b>	+0.345	12.428	19.105	11.457	5	12:21:22.529	<b>43.911</b>	+0.954	12.899	19.408	11.604
12	12:26:20.376	<b>42.943</b>	+0.298	12.330	19.029	11.584	6	12:22:05.964	<b>43.435</b>	+0.478	12.717	19.204	11.514

Orbits





INT. ADAC Kartrennen Kerpen

DSKC - KZ2

Erftlandring Kerpen 1,110 Km

Super Heat Group A

21.07.2024 12:13

Race (18 Laps) started at 12:17:36

Lap	Time of Day	Lap Tm	Diff	S1 Tm	S2 Tm	S3 Tm	Lap	Time of Day	Lap Tm	Diff	S1 Tm	S2 Tm	S3 Tm
7	12:22:49.188	<b>43.224</b>	+0.267	12.394	19.314	11.516	1	12:18:26.954	<b>48.605</b>	+5.420	15.484	20.927	12.194
8	12:23:32.246	<b>43.058</b>	+0.101	12.380	19.215	11.463	2	12:19:11.790	<b>44.836</b>	+1.651	13.041	19.809	11.986
9	12:24:15.696	<b>43.450</b>	+0.493	12.481	19.263	11.706	3	12:19:56.119	<b>44.329</b>	+1.144	12.901	19.594	11.834
10	12:24:59.183	<b>43.487</b>	+0.530	12.470	19.417	11.600	4	12:20:40.628	<b>44.509</b>	+1.324	12.832	19.794	11.883
11	12:25:42.428	<b>43.245</b>	+0.288	12.408	19.175	11.662	5	12:21:24.702	<b>44.074</b>	+0.889	12.742	19.400	11.932
12	12:26:25.547	<b>43.119</b>	+0.162	12.347	19.250	11.522	6	12:22:08.821	<b>44.119</b>	+0.934	13.008	19.358	11.753
13	12:27:08.810	<b>43.263</b>	+0.306	12.602	19.237	<b>11.424</b>	7	12:22:52.740	<b>43.919</b>	+0.734	12.813	19.415	11.691
14	12:27:51.828	<b>43.018</b>	+0.061	12.420	<b>19.123</b>	11.475	8	12:23:36.217	<b>43.477</b>	+0.292	12.563	19.319	11.595
15	12:28:34.874	<b>43.046</b>	+0.089	12.372	19.167	11.507	9	12:24:19.566	<b>43.349</b>	+0.164	12.489	19.329	11.531
16	12:29:18.335	<b>43.461</b>	+0.504	12.623	19.228	11.610	10	12:25:02.796	<b>43.230</b>	+0.045	12.452	19.204	11.574
17	12:30:01.292	<b>42.957</b>		<b>12.346</b>	19.140	11.471	11	12:25:46.114	<b>43.318</b>	+0.133	<b>12.386</b>	19.212	11.720
18	12:30:45.286	<b>43.994</b>	+1.037	12.955	19.250	11.789	12	12:26:29.798	<b>43.684</b>	+0.499	12.668	19.373	11.643
<b>(520) Julius Lassen</b>							13	12:27:13.383	<b>43.585</b>	+0.400	12.585	19.383	11.617
1	12:18:24.425	<b>46.849</b>	+3.797	14.454	20.402	11.993	14	12:27:56.948	<b>43.565</b>	+0.380	12.516	19.261	11.788
2	12:19:09.232	<b>44.807</b>	+1.755	12.822	20.065	11.920	15	12:28:40.133	<b>43.185</b>		12.489	19.173	<b>11.523</b>
3	12:19:53.229	<b>43.997</b>	+0.945	12.746	19.547	11.704	16	12:29:23.394	<b>43.261</b>	+0.076	12.465	19.241	11.555
4	12:20:37.814	<b>44.585</b>	+1.533	13.451	19.406	11.728	17	12:30:06.618	<b>43.224</b>	+0.039	12.480	<b>19.112</b>	11.632
5	12:21:21.231	<b>43.417</b>	+0.365	12.517	19.310	11.590	18	12:30:50.016	<b>43.398</b>	+0.213	12.492	19.312	11.594
6	12:22:04.629	<b>43.398</b>	+0.346	12.495	19.323	11.580	<b>(519) Erwin Jalving</b>						
7	12:22:47.872	<b>43.243</b>	+0.191	12.453	19.264	11.526	1	12:18:25.129	<b>47.420</b>	+3.955	14.931	20.366	12.123
8	12:23:31.161	<b>43.289</b>	+0.237	12.425	19.228	11.636	2	12:19:10.184	<b>45.055</b>	+1.590	13.085	19.948	12.022
9	12:24:14.436	<b>43.275</b>	+0.223	12.464	19.254	11.557	3	12:19:55.038	<b>44.854</b>	+1.389	13.338	19.715	11.801
10	12:24:58.132	<b>43.696</b>	+0.644	12.759	19.351	11.586	4	12:20:39.611	<b>44.573</b>	+1.108	12.610	20.185	11.778
11	12:25:41.303	<b>43.171</b>	+0.119	12.409	<b>19.167</b>	11.595	5	12:21:23.346	<b>43.735</b>	+0.270	12.632	19.417	11.686
12	12:26:24.355	<b>43.052</b>		<b>12.355</b>	19.202	11.495	6	12:22:07.130	<b>43.784</b>	+0.319	12.709	19.412	11.663
13	12:27:08.081	<b>43.726</b>	+0.674	12.810	19.339	11.577	7	12:22:51.650	<b>44.520</b>	+1.055	13.219	19.595	11.706
14	12:27:51.361	<b>43.280</b>	+0.228	12.387	19.235	11.658	8	12:23:35.284	<b>43.634</b>	+0.169	12.610	19.404	11.620
15	12:28:34.566	<b>43.205</b>	+0.153	12.365	19.317	11.523	9	12:24:18.958	<b>43.674</b>	+0.209	12.571	19.395	11.708
16	12:29:17.918	<b>43.352</b>	+0.300	12.641	19.228	<b>11.483</b>	10	12:25:02.423	<b>43.455</b>		12.558	<b>19.308</b>	11.599
17	12:30:01.021	<b>43.103</b>	+0.051	12.369	19.216	11.518	11	12:25:46.011	<b>43.588</b>	+0.123	<b>12.510</b>	19.384	11.694
18	12:30:45.313	<b>44.292</b>	+1.240	13.084	19.322	11.886	12	12:26:29.631	<b>43.620</b>	+0.155	12.639	19.409	<b>11.572</b>
<b>(420) Nathalie Kreitz</b>							13	12:27:13.697	<b>44.066</b>	+0.601	12.661	19.737	11.668
1	12:18:24.654	<b>47.435</b>	+4.264	15.084	20.385	11.966	14	12:27:57.285	<b>43.588</b>	+0.123	12.580	19.360	11.648
2	12:19:09.892	<b>45.288</b>	+2.067	13.242	20.154	11.842	15	12:28:40.825	<b>43.540</b>	+0.075	12.544	19.340	11.656
3	12:19:53.846	<b>43.954</b>	+0.783	12.794	19.452	11.708	16	12:29:24.397	<b>43.572</b>	+0.107	12.536	19.347	11.689
4	12:20:37.888	<b>44.042</b>	+0.871	12.957	19.401	11.684	17	12:30:07.903	<b>43.506</b>	+0.041	12.516	19.346	11.644
5	12:21:21.518	<b>43.690</b>	+0.459	12.726	19.215	11.689	18	12:30:51.546	<b>43.643</b>	+0.178	12.594	19.438	11.611
6	12:22:04.840	<b>43.322</b>	+0.151	12.521	19.181	11.620	<b>(416) Jayden Gushiken</b>						
7	12:22:48.081	<b>43.241</b>	+0.070	<b>12.412</b>	19.219	11.610	1	12:18:27.358	<b>48.670</b>	+5.344	15.517	20.805	12.348
8	12:23:31.678	<b>43.597</b>	+0.426	12.698	19.275	11.624	2	12:19:12.160	<b>44.802</b>	+1.476	13.010	19.980	11.812
9	12:24:15.516	<b>43.838</b>	+0.667	12.461	19.699	11.678	3	12:19:56.369	<b>44.209</b>	+0.883	12.943	19.450	11.816
10	12:24:58.987	<b>43.471</b>	+0.300	12.539	19.367	11.565	4	12:20:40.851	<b>44.482</b>	+1.156	12.759	19.783	11.940
11	12:25:42.158	<b>43.171</b>		12.439	19.099	11.633	5	12:21:24.774	<b>43.923</b>	+0.597	12.783	19.443	11.697
12	12:26:25.383	<b>43.225</b>	+0.054	12.492	19.194	<b>11.539</b>	6	12:22:09.137	<b>44.363</b>	+1.037	13.113	19.421	11.829
13	12:27:09.249	<b>43.866</b>	+0.695	12.959	19.275	11.632	7	12:22:53.032	<b>43.895</b>	+0.569	12.841	19.325	11.729
14	12:27:52.425	<b>43.176</b>	+0.005	12.522	<b>19.073</b>	11.581	8	12:23:36.646	<b>43.614</b>	+0.288	12.546	19.539	<b>11.529</b>
15	12:28:35.620	<b>43.195</b>	+0.024	12.482	19.155	11.558	9	12:24:20.020	<b>43.374</b>	+0.048	12.469	19.267	11.638
16	12:29:19.258	<b>43.638</b>	+0.467	12.705	19.256	11.677	10	12:25:03.359	<b>43.339</b>	+0.013	12.497	<b>19.245</b>	11.597
17	12:30:02.429	<b>43.171</b>		12.449	19.076	11.646	11	12:25:46.727	<b>43.368</b>	+0.042	12.513	19.256	11.599
18	12:30:45.859	<b>43.480</b>	+0.259	12.600	19.189	11.641	12	12:26:30.053	<b>43.326</b>		12.522	19.248	11.556
<b>(429) Adrian Martinz</b>							13	12:27:13.946	<b>43.893</b>	+0.567	12.659	19.505	11.729
1	12:18:26.753	<b>48.716</b>	+5.374	15.686	20.733	12.297	14	12:27:57.487	<b>43.541</b>	+0.215	12.475	19.439	11.627
2	12:19:11.576	<b>44.823</b>	+1.481	13.053	19.813	11.957	15	12:28:41.015	<b>43.528</b>	+0.202	12.629	19.303	11.596
3	12:19:55.883	<b>44.307</b>	+0.965	12.963	19.597	11.747	16	12:29:24.686	<b>43.671</b>	+0.345	12.585	19.410	11.676
4	12:20:39.934	<b>44.051</b>	+0.709	12.704	19.648	11.699	17	12:30:08.059	<b>43.373</b>	+0.047	<b>12.420</b>	19.284	11.669
5	12:21:23.770	<b>43.836</b>	+0.494	12.587	19.476	11.773	18	12:30:51.867	<b>43.808</b>	+0.482	12.886	19.256	11.666
6	12:22:07.255	<b>43.485</b>	+0.143	12.516	19.395	11.574	<b>(424) Noah Kaltenbach</b>						
7	12:22:51.316	<b>44.061</b>	+0.719	12.963	19.500	11.598	1	12:18:26.614	<b>47.930</b>	+3.969	14.852	20.823	12.255
8	12:23:34.835	<b>43.519</b>	+0.177	12.491	19.489	11.539	2	12:19:11.422	<b>44.808</b>	+0.847	13.033	19.891	11.884
9	12:24:18.376	<b>43.541</b>	+0.199	12.521	19.402	11.618	3	12:19:55.801	<b>44.379</b>	+0.418	12.958	19.598	11.823
10	12:25:01.880	<b>43.504</b>	+0.162	12.500	19.459	11.545	4	12:20:40.505	<b>44.704</b>	+0.743	13.076	19.807	11.821
11	12:25:45.341	<b>43.461</b>	+0.119	<b>12.450</b>	19.446	11.565	5	12:21:24.517	<b>44.012</b>	+0.051	12.698	19.499	11.815
12	12:26:28.855	<b>43.514</b>	+0.172	12.589	19.383	11.542	6	12:22:08.731	<b>44.214</b>	+0.253	12.887	19.577	11.750
13	12:27:12.472	<b>43.617</b>	+0.275	12.609	19.437	11.571	7	12:22:54.272	<b>45.541</b>	+1.580	14.037	19.767	11.737
14	12:27:55.907	<b>43.435</b>	+0.093	12.518	<b>19.351</b>	11.566	8	12:23:38.447	<b>44.175</b>	+0.214	12.920	19.539	11.716
15	12:28:39.579	<b>43.672</b>	+0.330	12.454	19.687	11.531	9	12:24:22.577	<b>44.130</b>	+0.169	12.915	19.558	<b>11.657</b>
16	12:29:22.921	<b>43.342</b>		12.472	19.359	11.511	10	12:25:07.527	<b>44.950</b>	+0.989	13.594	19.627	11.729
17	12:30:06.396	<b>43.475</b>	+0.133	12.557	19.383	11.535	11	12:25:51.713	<b>44.186</b>	+0.225	12.773	19.626	11.787
18	12:30:49.770	<b>43.374</b>	+0.032	12.509	19.365	<b>11.500</b>	12	12:26:35.831	<b>44.118</b>	+0.157	12.794	<b>19.426</b>	11.898
<b>(518) Daan Zopfi</b>							13	12:27:20.091	<b>44.260</b>	+0.299	12.732	19.565	11.963
							14	12:28:04.268	<b>44.177</b>	+0.216	12.824	19.574	11.779

Orbits



INT. ADAC Kartrennen Kerpen

DSKC - KZ2

Erftlandring Kerpen 1,110 Km

Super Heat Group A

21.07.2024 12:13

Race (18 Laps) started at 12:17:36

Lap	Time of Day	Lap Tm	Diff	S1 Tm	S2 Tm	S3 Tm
15	12:28:48.752	<b>44.484</b>	+0.523	12.705	19.627	12.152
16	12:29:32.713	<b>43.961</b>		12.686	19.575	11.700
17	12:30:17.410	<b>44.697</b>	+0.736	<b>12.659</b>	19.545	12.493
18	12:31:01.433	<b>44.023</b>	+0.062	12.741	19.580	11.702

(430) Andreas Dresen

1	12:18:41.596	<b>1:03.959</b>	+20.908	15.192	36.055	12.712
2	12:19:26.456	<b>44.860</b>	+1.809	13.233	19.669	11.958
3	12:20:10.486	<b>44.030</b>	+0.979	12.824	19.410	11.796
4	12:20:54.263	<b>43.777</b>	+0.726	12.809	19.308	11.660
5	12:21:37.953	<b>43.690</b>	+0.639	12.694	19.278	11.718
6	12:22:21.317	<b>43.364</b>	+0.313	12.556	19.255	11.553
7	12:23:04.934	<b>43.617</b>	+0.566	12.652	19.290	11.675
8	12:23:48.250	<b>43.316</b>	+0.265	12.599	19.121	11.596
9	12:24:31.556	<b>43.306</b>	+0.255	12.572	19.098	11.636
10	12:25:15.502	<b>43.946</b>	+0.895	13.132	19.198	11.616
11	12:25:58.616	<b>43.114</b>	+0.063	12.558	19.088	<b>11.468</b>
12	12:26:41.919	<b>43.303</b>	+0.252	12.549	19.155	11.599
13	12:27:24.982	<b>43.063</b>	+0.012	12.475	<b>19.052</b>	11.536
14	12:28:08.033	<b>43.051</b>		<b>12.413</b>	19.077	11.561
15	12:28:51.140	<b>43.107</b>	+0.056	12.466	19.093	11.548
16	12:29:34.232	<b>43.092</b>	+0.041	12.441	19.097	11.554
17	12:30:17.782	<b>43.550</b>	+0.499	12.435	19.068	12.047
18	12:31:01.653	<b>43.871</b>	+0.820	12.642	19.417	11.812

(444) Lars Ossenbeck

1	12:18:27.998	<b>48.941</b>	+5.451	15.638	20.921	12.382
2	12:19:13.299	<b>45.301</b>	+1.811	12.918	20.183	12.200
3	12:19:57.815	<b>44.516</b>	+1.026	12.839	19.588	12.089
4	12:20:42.493	<b>44.678</b>	+1.188	12.855	19.774	12.049
5	12:21:26.953	<b>44.460</b>	+0.970	12.927	19.656	11.877
6	12:22:11.464	<b>44.511</b>	+1.021	13.063	19.619	11.829
7	12:22:58.800	<b>47.336</b>	+3.846	12.889	21.538	12.909
8	12:23:42.963	<b>44.163</b>	+0.673	12.737	19.598	11.828
9	12:24:27.694	<b>44.731</b>	+1.241	12.641	20.337	11.753
10	12:25:11.198	<b>43.504</b>	+0.014	12.600	19.314	<b>11.590</b>
11	12:25:54.688	<b>43.490</b>		12.566	<b>19.311</b>	11.613
12	12:26:38.400	<b>43.712</b>	+0.222	12.569	19.448	11.695
13	12:27:22.015	<b>43.615</b>	+0.125	12.552	19.401	11.662
14	12:28:05.616	<b>43.601</b>	+0.111	<b>12.514</b>	19.317	11.770
15	12:28:49.387	<b>43.771</b>	+0.281	12.565	19.452	11.754
16	12:29:33.191	<b>43.804</b>	+0.314	12.736	19.330	11.738
17	12:30:17.659	<b>44.468</b>	+0.978	12.530	19.345	12.593
18	12:31:02.251	<b>44.592</b>	+1.102	13.197	19.513	11.882

(435) Jory Molema

1	12:18:27.705	<b>48.698</b>	+5.251	15.686	20.774	12.238
2	12:19:13.039	<b>45.334</b>	+1.887	12.961	20.306	12.067
3	12:19:57.569	<b>44.530</b>	+1.083	12.821	19.686	12.023
4	12:20:42.190	<b>44.621</b>	+1.174	12.933	19.871	11.817
5	12:21:26.829	<b>44.639</b>	+1.192	12.967	19.760	11.912
6	12:22:10.739	<b>43.910</b>	+0.463	12.637	19.610	11.663
7	12:22:55.058	<b>44.319</b>	+0.872	12.856	19.566	11.897
8	12:23:38.986	<b>43.928</b>	+0.481	12.645	19.670	<b>11.613</b>
9	12:24:22.799	<b>43.813</b>	+0.366	12.563	19.633	11.617
10	12:25:06.461	<b>43.662</b>	+0.215	12.575	19.413	11.674
11	12:25:50.074	<b>43.613</b>	+0.166	12.581	19.344	11.688
12	12:26:33.586	<b>43.512</b>	+0.065	<b>12.423</b>	19.452	11.637
13	12:27:17.033	<b>43.447</b>		12.426	<b>19.296</b>	11.725
14	12:28:01.900	<b>44.867</b>	+1.420	13.263	19.778	11.826
15	12:28:46.678	<b>44.778</b>	+1.331	12.955	19.877	11.946
16	12:29:30.844	<b>44.166</b>	+0.719	12.784	19.551	11.831
17	12:30:14.789	<b>43.945</b>	+0.498	12.535	19.536	11.874
18	12:30:59.273	<b>44.484</b>	+1.037	12.771	19.637	12.076

(517) Derk van Silfhout

1	12:18:26.266	<b>48.356</b>	+5.512	15.117	21.143	12.096
2	12:19:10.493	<b>44.227</b>	+1.383	12.906	19.509	11.812
3	12:19:54.559	<b>44.066</b>	+1.222	12.965	19.487	11.614
4	12:20:38.943	<b>44.384</b>	+1.540	12.711	20.106	11.567
5	12:21:22.619	<b>43.676</b>	+0.832	12.677	19.459	11.540
6	12:22:05.667	<b>43.048</b>	+0.204	12.476	19.135	11.437
7	12:22:48.513	<b>42.846</b>	+0.002	12.332	19.102	<b>11.412</b>
8	12:23:31.782	<b>43.269</b>	+0.425	12.467	19.138	11.664

Lap	Time of Day	Lap Tm	Diff	S1 Tm	S2 Tm	S3 Tm
9	12:24:14.900	<b>43.118</b>	+0.274	12.451	19.205	11.462
10	12:24:58.728	<b>43.828</b>	+0.984	12.529	19.775	11.524
11	12:25:41.572	<b>42.844</b>		<b>12.320</b>	<b>19.053</b>	11.471
12	12:26:24.476	<b>42.904</b>	+0.060	12.362	19.082	11.460
13	12:27:07.506	<b>43.030</b>	+0.186	12.413	19.166	11.451
14	12:27:51.042	<b>43.536</b>	+0.692	12.468	19.301	11.767
15	12:28:34.493	<b>43.451</b>	+0.607	12.455	19.257	11.739

(454) Markus Rausch

1	12:18:27.169	<b>48.365</b>	+3.751	15.297	20.806	12.262
2	12:19:12.775	<b>45.606</b>	+0.992	13.163	20.314	12.129
3	12:19:57.389	<b>44.614</b>		<b>12.863</b>	19.741	12.010
4	12:20:42.007	<b>44.618</b>	+0.004	12.952	19.712	11.954
5	12:21:26.648	<b>44.641</b>	+0.027	12.919	19.703	12.019
6	12:22:11.269	<b>44.621</b>	+0.007	13.081	<b>19.619</b>	<b>11.921</b>
7	12:22:56.089	<b>44.820</b>	+0.206	12.869	20.002	11.949
8	12:23:41.429	<b>45.340</b>	+0.726	13.210	20.002	12.128
9	12:24:30.287	<b>48.858</b>	+4.244	13.746	21.558	13.554

INT. ADAC Kartrennen Kerpen

Lapchart

DSKC - KZ2

Erftlandring Kerpen 1,110 Km

Super Heat Group A

21.07.2024 12:13

Race (18 Laps) started at 12:17:36

Competitors	Laps																			
	0	1	2	3	4	5	6	7	8	9	10	11	12	13	14	15	16	17	18	
Enzo Bol (440)	1	440	440	440	440	440	440	440	440	440	440	440	440	440	477	477	477	477	477	477
Claudia Henning (423)	2	423	426	426	426	426	426	426	426	477	477	477	477	477	440	440	440	440	440	440
Siep Kuypers (426)	3	426	466	466	466	477	477	477	477	426	466	466	466	466	423	423	423	423	423	423
Maximilian Schreyer (466)	4	466	408	477	477	423	466	466	466	466	423	423	423	423	466	466	466	466	466	466
Florian Breitenbach (408)	5	408	477	423	423	466	423	423	423	423	426	426	426	426	426	426	426	426	426	426
Dion van Werven (477)	6	477	520	520	520	452	452	452	452	452	452	452	452	452	452	452	452	452	452	436
Nathalie Kreitz (420)	7	420	423	452	452	520	520	520	520	520	436	436	436	436	436	436	436	436	436	452
Cedric Malk (436)	8	436	420	408	408	420	420	420	420	436	436	520	520	520	517	517	517	520	520	408
Julius Lassen (520)	9	520	452	420	420	436	436	436	436	420	517	517	517	517	520	520	520	408	408	520
Andreas Dresen (430)	10	430	519	519	436	408	408	517	517	517	420	420	420	420	408	408	408	420	420	420
Erik Müller (452)	11	452	436	436	517	517	517	408	408	408	408	408	408	408	420	420	420	429	429	429
Erwin Jalving (519)	12	519	517	517	519	519	519	519	429	429	429	429	429	429	429	429	429	518	518	518
Derk van Silfhout (517)	13	517	424	424	424	429	429	429	519	519	519	519	519	519	518	518	518	519	519	519
Adrian Martinz (429)	14	429	429	429	429	424	424	424	518	518	518	518	518	518	519	519	519	416	416	416
Daan Zopfi (518)	15	518	518	518	518	518	518	518	416	416	416	416	416	416	416	416	416	435	435	435
Noah Kaltenbach (424)	16	424	454	416	416	416	416	416	424	424	424	435	435	435	435	435	435	424	424	424
Jayden Gushiken (416)	17	416	416	454	454	454	454	435	435	435	435	424	424	424	424	424	424	444	444	430
Markus Rausch (454)	18	454	435	435	435	435	435	454	454	454	444	444	444	444	444	444	444	430	430	444
Jory Molema (435)	19	435	444	444	444	444	444	444	444	444	454	430	430	430	430	430	430	430	430	430
Lars Ossenbeck (444)	20	444	430	430	430	430	430	430	430	430	430	430	430	430	430	430	430	430	430	430





### DSKC - KZ2

### Super Heat Group B

Track length: 1.110 Km

Race Started: 12:44:02

Best Lap by: 442 - Maximilian Schleimer - 42.600

Rank	#	Driver	Nat	Sponsor Entrant	Nat	License E-License	Make	laps	T. Time Diff	Best Lap	Penalty	Points
1	442	Maximilian Schleimer	DEU	ADAC Mittelrhein e.V. Maranello SRP Factory Team	DEU	ITE 11572 KBF38275	Maranello/TM/Vega	18	12:55.641	42.600		75
2	431	Simon Rechenmacher	DEU	TB Racing Team	DEU	ITE 38327 KBF38262	KR/TM/Vega	18	12:58.635 2.994	42.787		69
3	419	Dominik Reuters	DEU	Dörr Motorsport	DEU	ITE 14038 BIF38420	KR/IAME/Vega	18	13:00.260 4.619	42.874		63
4	417	Emanuel Mai	DEU	Solgat Motorsport	DEU	ITE 16484 KBF42332	Birel ART/TM/Vega	18	13:01.540 5.899	42.971		57
5	427	Emma Felbermayr	AUT	TB Racing Team	DEU	ITEJK2003 KBF38262	KR/TM/Vega	18	13:01.740 6.099	42.781		51
6	415	Rouven Wilk	DEU	Mach1 Motorsport	DEU	ITE35449 KBF39310	Mach1/TM/Vega	18	13:04.267 8.626	42.833		48
7	468	Rick Hartmann	DEU	MSC -Langenfeld e.V. im ADAC Falcon Racing Team	NLD	ITD-C18598 12133007	Falcon/TM/Vega	18	13:08.078 12.437	43.017	+ 5 sec	45
8	523	Karol Pasiewicz	POL	Dörr Motorsport	DEU	ITE 10000 BIF38420	KR/IAME/Vega	18	13:09.857 14.216	43.290		42
9	410	Maurice Schenck	DEU	APEX Performance	DEU	ITE 10412 KBF38438	Maranello/TM/Vega	18	13:10.375 14.734	43.055		39
10	437	Felix Wischlitzi	DEU	ADAC Mittelrhein e.V. RMW Motorsport	DEU	ITE 15497 BIC39010	Tony-Kart/TM/Vega	18	13:10.651 15.010	42.893		36
11	524	Svenja Dreher	DEU	Mach1 Motorsport	DEU	ITE 24813 IBL20651	Mach1/TM/Vega	18	13:12.255 16.614	42.952	+ 5 sec	34
12	425	Noah Gounot	DEU	Solgat Motorsport	DEU	NKA30555 KBF42332	Birel ART/TM/Vega	18	13:13.889 18.248	43.075		32
13	428	Lukas Reiböck	AUT	BIRELART RACING KSW	AUT	ITEJK2158 IBLBK 102	Birel ART/TM/VEGA	18	13:16.768 21.127	43.001	+ 5 sec	30
14	411	Philipp Salzmann	DEU	TB Racing Team	DEU	ITE40074 KBF38262	KR/TM/Vega	18	13:16.989 21.348	42.985	+ 5 sec	28
15	418	Noah Höß	DEU	Solgat Motorsport	DEU	ITE 19884 BIF42332	Birel ART/TM/Vega	18	13:18.312 22.671	43.465		26
16	525	Paul Moritz Doktor	DEU	CRG Deutschland	DEU	NKA21214 KBF42811	CRG/TM/Vega	18	13:18.513 22.872	43.531		24
17	406	Christian Breiter	DEU	ADAC Niedersachsen/ Sachsen-Anhalt e.V.	DEU	NKA16756 BIC38443	Maranello/TM/Vega	18	13:33.739 38.098	43.872	+ 5 sec	22
18	412	Ajdin Jatic	NLD	Falcon Racing Team	NLD	ITE52317 12131007	Falcon/TM/Vega	12	8:52.719 6 Laps	43.541		20
19	488	David Gorcica	CZE	FORZA RACING z.s.	CZE	ITE24AS0361 IBL24AT00331	MS KART/TM/Vega	6	4:29.776 12 Laps	43.825		18

#### Announcements

# 411,428,406,468,524 + 5 sec front fairing


Timekeeper  
M.Riehmers

Race Director  
H.Seidel

Page 1/1

These results are provisional until the conclusion of any judicial and technical matters!

Printed: 21.07.2024 / 13:31





INT. ADAC Kartrennen Kerpen

DSKC - KZ2

Erftlandring Kerpen 1,110 Km

Super Heat Group B

21.07.2024 12:41

Race (18 Laps) started at 12:44:02

Lap	Time of Day	Lap Tm	Diff	S1 Tm	S2 Tm	S3 Tm	Lap	Time of Day	Lap Tm	Diff	S1 Tm	S2 Tm	S3 Tm
(442) Maximilian Schleimer							13	12:53:28.938	<b>43.083</b>	+0.112	12.408	19.181	11.494
1	12:44:48.817	<b>46.169</b>	+3.569	14.775	19.574	11.820	14	12:54:11.918	<b>42.980</b>	+0.009	12.375	19.120	11.485
2	12:45:32.627	<b>43.810</b>	+1.210	12.701	19.392	11.717	15	12:54:54.889	<b>42.971</b>		<b>12.329</b>	19.163	<b>11.479</b>
3	12:46:16.368	<b>43.741</b>	+1.141	12.819	19.322	11.600	16	12:55:37.903	<b>43.014</b>	+0.043	12.394	19.122	11.498
4	12:46:59.525	<b>43.157</b>	+0.557	12.452	19.188	11.517	17	12:56:20.890	<b>42.987</b>	+0.016	12.383	<b>19.101</b>	11.503
5	12:47:42.479	<b>42.954</b>	+0.354	12.387	19.114	11.453	18	12:57:04.188	<b>43.298</b>	+0.327	12.578	19.205	11.515
6	12:48:25.411	<b>42.932</b>	+0.332	12.443	19.062	11.427	(427) Emma Felbermayr						
7	12:49:08.285	<b>42.874</b>	+0.274	12.387	19.093	11.394	1	12:44:49.484	<b>46.178</b>	+3.397	14.781	19.665	11.732
8	12:49:51.193	<b>42.908</b>	+0.308	12.347	19.128	11.433	2	12:45:33.046	<b>43.562</b>	+0.781	12.580	19.350	11.632
9	12:50:33.923	<b>42.730</b>	+0.130	12.342	18.996	11.392	3	12:46:17.385	<b>44.339</b>	+1.568	13.065	19.569	11.705
10	12:51:16.695	<b>42.772</b>	+0.172	12.402	18.939	11.431	4	12:47:01.156	<b>43.771</b>	+0.990	12.839	19.234	11.698
11	12:51:59.295	<b>42.600</b>		12.294	18.964	<b>11.342</b>	5	12:47:44.688	<b>43.532</b>	+0.751	12.629	19.313	11.590
12	12:52:41.937	<b>42.642</b>	+0.042	12.280	<b>18.929</b>	11.433	6	12:48:27.609	<b>42.921</b>	+0.140	12.284	19.095	11.542
13	12:53:24.616	<b>42.679</b>	+0.079	12.284	18.971	11.424	7	12:49:10.722	<b>43.113</b>	+0.332	12.385	19.157	11.571
14	12:54:07.357	<b>42.741</b>	+0.141	12.322	19.042	11.377	8	12:49:53.915	<b>43.193</b>	+0.412	12.458	19.166	11.569
15	12:54:50.086	<b>42.729</b>	+0.129	12.269	19.036	11.424	9	12:50:36.923	<b>43.008</b>	+0.227	12.398	19.095	11.515
16	12:55:32.688	<b>42.602</b>	+0.002	<b>12.247</b>	18.961	11.394	10	12:51:20.358	<b>43.435</b>	+0.654	12.693	19.220	11.522
17	12:56:15.434	<b>42.746</b>	+0.146	12.312	19.025	11.409	11	12:52:03.317	<b>42.959</b>	+0.178	12.386	19.086	<b>11.487</b>
18	12:56:58.289	<b>42.855</b>	+0.255	12.366	19.048	11.441	12	12:52:46.098	<b>42.781</b>		<b>12.261</b>	19.022	11.498
(431) Simon Rechenmacher							13	12:53:29.186	<b>43.088</b>	+0.307	12.300	19.222	11.566
1	12:44:48.607	<b>45.953</b>	+3.166	14.457	19.660	11.836	14	12:54:12.205	<b>43.019</b>	+0.238	12.317	19.060	11.642
2	12:45:32.503	<b>43.896</b>	+1.109	12.721	19.501	11.674	15	12:54:55.125	<b>42.920</b>	+0.139	12.360	<b>19.005</b>	11.555
3	12:46:17.136	<b>44.633</b>	+1.846	13.300	19.564	11.769	16	12:55:38.142	<b>43.017</b>	+0.236	12.305	19.190	11.522
4	12:47:00.607	<b>43.471</b>	+0.684	12.642	19.253	11.576	17	12:56:21.042	<b>42.900</b>	+0.119	12.293	19.118	11.489
5	12:47:43.594	<b>42.987</b>	+0.200	12.320	19.128	11.539	18	12:57:04.388	<b>43.346</b>	+0.565	12.531	19.295	11.520
6	12:48:26.484	<b>42.890</b>	+0.103	12.374	19.068	<b>11.448</b>	(415) Rouven Wilk						
7	12:49:09.499	<b>43.015</b>	+0.228	12.374	19.154	11.487	1	12:44:50.578	<b>46.944</b>	+4.111	15.344	19.845	11.755
8	12:49:52.428	<b>42.929</b>	+0.142	12.335	19.084	11.510	2	12:45:34.904	<b>44.326</b>	+1.493	13.057	19.554	11.715
9	12:50:35.299	<b>42.871</b>	+0.084	12.315	19.075	11.481	3	12:46:18.986	<b>44.082</b>	+1.249	13.071	19.357	11.654
10	12:51:18.157	<b>42.858</b>	+0.071	12.313	19.013	11.532	4	12:47:03.293	<b>44.307</b>	+1.474	12.823	19.876	11.608
11	12:52:00.944	<b>42.787</b>		<b>12.286</b>	19.027	11.474	5	12:47:47.113	<b>43.820</b>	+0.987	12.761	19.370	11.689
12	12:52:43.740	<b>42.796</b>	+0.009	12.295	<b>18.998</b>	11.503	6	12:48:30.304	<b>43.191</b>	+0.358	12.419	19.204	11.568
13	12:53:26.665	<b>42.925</b>	+0.138	12.311	19.097	11.517	7	12:49:13.506	<b>43.202</b>	+0.369	12.423	19.170	11.609
14	12:54:09.510	<b>42.845</b>	+0.058	12.317	19.057	11.471	8	12:49:56.818	<b>43.312</b>	+0.479	12.457	19.308	11.547
15	12:54:52.299	<b>42.789</b>	+0.002	12.294	19.016	11.479	9	12:50:40.080	<b>43.262</b>	+0.429	12.518	19.247	11.497
16	12:55:35.170	<b>42.871</b>	+0.084	12.304	19.076	11.491	10	12:51:23.068	<b>42.988</b>	+0.155	12.372	19.090	11.526
17	12:56:18.103	<b>42.933</b>	+0.146	12.372	19.061	11.500	11	12:52:06.007	<b>42.939</b>	+0.106	12.382	19.053	11.504
18	12:57:01.283	<b>43.180</b>	+0.393	12.389	19.207	11.584	12	12:52:49.075	<b>43.068</b>	+0.235	12.326	19.195	11.547
(419) Dominik Reuters							13	12:53:32.076	<b>43.001</b>	+0.168	12.404	19.066	11.531
1	12:44:49.660	<b>46.051</b>	+3.177	14.559	19.743	11.749	14	12:54:15.279	<b>43.203</b>	+0.370	12.388	19.212	11.603
2	12:45:33.181	<b>43.521</b>	+0.647	12.607	19.285	11.629	15	12:54:58.277	<b>42.998</b>	+0.165	12.344	19.131	11.523
3	12:46:17.203	<b>44.022</b>	+1.148	12.793	19.556	11.673	16	12:55:41.197	<b>42.920</b>	+0.087	12.343	19.056	11.521
4	12:47:00.913	<b>43.710</b>	+0.836	12.850	19.258	11.602	17	12:56:24.030	<b>42.833</b>		<b>12.313</b>	<b>19.019</b>	11.501
5	12:47:43.942	<b>43.029</b>	+0.155	12.416	19.098	11.515	18	12:57:06.915	<b>42.885</b>	+0.052	12.333	19.096	<b>11.456</b>
6	12:48:27.169	<b>43.227</b>	+0.353	12.421	19.253	11.553	(468) Rick Hartmann						
7	12:49:10.270	<b>43.101</b>	+0.227	12.396	19.153	11.552	1	12:44:50.381	<b>46.486</b>	+3.469	14.901	19.772	11.813
8	12:49:53.308	<b>43.038</b>	+0.164	12.406	19.131	11.501	2	12:45:33.848	<b>43.467</b>	+0.450	12.583	19.313	11.571
9	12:50:36.353	<b>43.045</b>	+0.171	12.384	19.148	11.513	3	12:46:17.554	<b>43.706</b>	+0.689	12.521	19.505	11.680
10	12:51:19.268	<b>42.915</b>	+0.041	12.351	19.091	11.473	4	12:47:01.272	<b>43.718</b>	+0.701	12.892	19.267	11.559
11	12:52:02.262	<b>42.994</b>	+0.120	12.384	19.143	11.467	5	12:47:44.867	<b>43.595</b>	+0.578	12.693	19.239	11.663
12	12:52:45.258	<b>42.996</b>	+0.122	12.356	19.141	11.499	6	12:48:28.049	<b>43.182</b>	+0.165	12.371	19.240	11.571
13	12:53:28.146	<b>42.888</b>	+0.014	12.330	19.092	<b>11.466</b>	7	12:49:11.184	<b>43.135</b>	+0.118	12.415	19.229	<b>11.491</b>
14	12:54:11.020	<b>42.874</b>		<b>12.298</b>	19.066	11.510	8	12:49:54.241	<b>43.057</b>	+0.040	12.393	19.114	11.550
15	12:54:53.983	<b>42.963</b>	+0.089	12.325	19.105	11.533	9	12:50:37.345	<b>43.104</b>	+0.087	12.370	19.142	11.592
16	12:55:37.044	<b>43.061</b>	+0.187	12.390	19.148	11.523	10	12:51:20.600	<b>43.255</b>	+0.238	12.547	19.140	11.568
17	12:56:19.963	<b>42.919</b>	+0.045	12.420	<b>19.028</b>	11.471	11	12:52:03.617	<b>43.017</b>		12.398	<b>19.090</b>	11.529
18	12:57:02.908	<b>42.945</b>	+0.071	12.338	19.071	11.536	12	12:52:46.679	<b>43.062</b>	+0.045	12.355	19.178	11.529
(417) Emanuel Mai							13	12:53:29.752	<b>43.073</b>	+0.056	12.428	19.130	11.515
1	12:44:49.068	<b>45.739</b>	+2.768	14.364	19.571	11.804	14	12:54:12.879	<b>43.127</b>	+0.110	<b>12.337</b>	19.225	11.565
2	12:45:32.849	<b>43.781</b>	+0.810	12.673	19.466	11.642	15	12:54:56.086	<b>43.207</b>	+0.190	12.391	19.226	11.590
3	12:46:16.848	<b>43.999</b>	+1.028	12.855	19.568	11.576	16	12:55:39.192	<b>43.106</b>	+0.089	12.425	19.164	11.517
4	12:47:00.197	<b>43.349</b>	+0.378	12.547	19.283	11.519	17	12:56:22.416	<b>43.224</b>	+0.207	12.370	19.294	11.560
5	12:47:43.472	<b>43.275</b>	+0.304	12.391	19.306	11.578	18	12:57:05.726	<b>43.310</b>	+0.293	12.474	19.250	11.586
6	12:48:27.011	<b>43.539</b>	+0.568	12.681	19.304	11.554	(523) Karol Pasiewicz						
7	12:49:10.534	<b>43.523</b>	+0.552	12.726	19.208	11.589	1	12:44:50.935	<b>46.182</b>	+2.892	14.297	20.113	11.772
8	12:49:53.675	<b>43.141</b>	+0.170	12.434	19.177	11.530	2	12:45:35.101	<b>44.166</b>	+0.876	12.821	19.636	11.709
9	12:50:36.766	<b>43.091</b>	+0.120	12.372	19.181	11.538	3	12:46:18.772	<b>43.671</b>	+0.381	12.566	19.380	11.725
10	12:51:19.804	<b>43.038</b>	+0.067	12.383	19.152	11.503	4	12:47:03.176	<b>44.404</b>	+1.114	12.900	19.865	11.639
11	12:52:02.853	<b>43.049</b>	+0.078	12.408	19.138	11.503	5	12:47:47.331	<b>44.155</b>	+0.865	12.990	19.433	11.732
12	12:52:45.855	<b>43.002</b>	+0.031	12.364	19.139	11.499	6	12:48:30.654	<b>43.323</b>	+0.033	12.459	19.248	11.616

Orbits



INT. ADAC Kartrennen Kerpen

DSKC - KZ2

Erftlandring Kerpen 1,110 Km

Super Heat Group B

21.07.2024 12:41

Race (18 Laps) started at 12:44:02

Lap	Time of Day	Lap Tm	Diff	S1 Tm	S2 Tm	S3 Tm	Lap	Time of Day	Lap Tm	Diff	S1 Tm	S2 Tm	S3 Tm
7	12:49:13.976	<b>43.322</b>	+0.032	12.456	<b>19.235</b>	11.631	1	12:44:52.573	<b>47.693</b>	+4.618	15.255	20.573	11.865
8	12:49:57.535	<b>43.559</b>	+0.269	12.422	19.424	11.713	2	12:45:36.773	<b>44.200</b>	+1.125	12.867	19.579	11.754
9	12:50:40.888	<b>43.353</b>	+0.063	12.450	19.256	11.647	3	12:46:20.894	<b>44.121</b>	+1.046	12.729	19.696	11.696
10	12:51:24.312	<b>43.424</b>	+0.134	12.402	19.391	11.631	4	12:47:04.643	<b>43.749</b>	+0.674	12.604	19.491	11.654
11	12:52:07.602	<b>43.290</b>		12.424	19.262	11.604	5	12:47:48.871	<b>44.228</b>	+1.153	12.643	19.947	11.638
12	12:52:51.019	<b>43.417</b>	+0.127	12.402	19.333	11.682	6	12:48:32.955	<b>44.084</b>	+1.009	12.964	19.512	11.608
13	12:53:34.837	<b>43.818</b>	+0.528	12.872	19.352	11.594	7	12:49:19.499	<b>46.544</b>	+3.469	14.971	19.860	11.713
14	12:54:18.145	<b>43.308</b>	+0.018	<b>12.382</b>	19.300	11.626	8	12:50:02.856	<b>43.357</b>	+0.282	12.515	19.207	11.635
15	12:55:01.809	<b>43.664</b>	+0.374	12.709	19.392	<b>11.563</b>	9	12:50:46.335	<b>43.479</b>	+0.404	12.460	19.305	11.714
16	12:55:45.243	<b>43.434</b>	+0.144	12.560	19.258	11.616	10	12:51:30.546	<b>44.211</b>	+1.136	12.899	19.422	11.890
17	12:56:29.057	<b>43.814</b>	+0.524	12.764	19.472	11.578	11	12:52:13.919	<b>43.373</b>	+0.298	12.469	19.198	11.706
18	12:57:12.505	<b>43.448</b>	+0.158	12.433	19.325	11.690	12	12:52:57.393	<b>43.474</b>	+0.399	12.533	19.282	11.659
							13	12:53:40.585	<b>43.192</b>	+0.117	12.384	19.143	11.665
							14	12:54:23.961	<b>43.376</b>	+0.301	<b>12.359</b>	19.306	11.711
							15	12:55:07.055	<b>43.094</b>	+0.019	12.370	19.153	<b>11.571</b>
							16	12:55:50.191	<b>43.136</b>	+0.061	12.379	19.178	11.579
							17	12:56:33.266	<b>43.075</b>		12.364	<b>19.099</b>	11.612
							18	12:57:16.537	<b>43.271</b>	+0.196	12.413	19.216	11.642
(410) Maurice Schenck							(428) Lukas Reiböck						
1	12:44:51.211	<b>47.273</b>	+4.218	15.334	20.083	11.856	1	12:44:52.289	<b>47.364</b>	+4.363	14.992	20.520	11.852
2	12:45:35.816	<b>44.605</b>	+1.550	12.754	19.963	11.888	2	12:45:36.652	<b>44.363</b>	+1.362	12.989	19.544	11.830
3	12:46:19.695	<b>43.879</b>	+0.824	12.713	19.535	11.631	3	12:46:21.130	<b>44.478</b>	+1.477	12.732	20.052	11.694
4	12:47:03.554	<b>43.859</b>	+0.804	12.540	19.631	11.688	4	12:47:04.912	<b>43.782</b>	+0.781	12.545	19.537	11.700
5	12:47:48.230	<b>44.676</b>	+1.621	13.320	19.761	11.595	5	12:47:49.197	<b>44.285</b>	+1.284	12.551	20.043	11.691
6	12:48:32.645	<b>44.415</b>	+1.360	13.330	19.436	11.649	6	12:48:33.235	<b>44.038</b>	+1.037	12.739	19.570	11.729
7	12:49:15.946	<b>43.301</b>	+0.246	12.516	19.278	<b>11.507</b>	7	12:49:16.858	<b>43.623</b>	+0.622	12.678	19.389	11.556
8	12:49:59.396	<b>43.450</b>	+0.395	12.534	19.272	11.644	8	12:50:00.536	<b>43.678</b>	+0.677	12.359	19.669	11.650
9	12:50:42.631	<b>43.235</b>	+0.180	12.442	19.232	11.561	9	12:50:43.850	<b>43.314</b>	+0.313	12.561	19.233	11.520
10	12:51:25.989	<b>43.358</b>	+0.303	12.578	19.202	11.578	10	12:51:26.953	<b>43.103</b>	+0.102	12.385	19.181	11.537
11	12:52:09.082	<b>43.093</b>	+0.038	12.389	19.164	11.540	11	12:52:10.059	<b>43.106</b>	+0.105	12.356	19.288	<b>11.462</b>
12	12:52:52.190	<b>43.108</b>	+0.053	12.367	19.202	11.539	12	12:52:53.060	<b>43.001</b>		<b>12.340</b>	19.149	11.512
13	12:53:35.245	<b>43.055</b>		12.360	<b>19.152</b>	11.543	13	12:53:36.075	<b>43.015</b>	+0.014	12.342	<b>19.113</b>	11.560
14	12:54:18.303	<b>43.058</b>	+0.003	<b>12.324</b>	19.160	11.574	14	12:54:19.208	<b>43.133</b>	+0.132	12.355	19.240	11.538
15	12:55:01.981	<b>43.678</b>	+0.623	12.820	19.218	11.640	15	12:55:02.330	<b>43.122</b>	+0.121	12.358	19.247	11.517
16	12:55:45.409	<b>43.428</b>	+0.373	12.677	19.184	11.567	16	12:55:45.761	<b>43.431</b>	+0.430	12.668	19.238	11.525
17	12:56:29.425	<b>44.016</b>	+0.961	12.716	19.651	11.649	17	12:56:30.921	<b>45.160</b>	+2.159	12.543	19.551	13.066
18	12:57:13.023	<b>43.598</b>	+0.543	12.577	19.277	11.744	18	12:57:14.416	<b>43.495</b>	+0.494	12.673	19.280	11.542
(437) Felix Wischlitzki							(411) Philipp Salzmann						
1	12:44:51.770	<b>47.540</b>	+4.647	15.268	20.346	11.926	1	12:44:52.063	<b>47.269</b>	+4.284	14.962	20.390	11.917
2	12:45:36.176	<b>44.406</b>	+1.513	12.808	19.613	11.985	2	12:45:36.442	<b>44.379</b>	+1.394	12.799	19.788	11.792
3	12:46:20.174	<b>43.998</b>	+1.105	12.727	19.498	11.773	3	12:46:20.471	<b>44.029</b>	+1.044	12.711	19.577	11.741
4	12:47:03.962	<b>43.788</b>	+0.895	12.601	19.501	11.686	4	12:47:04.371	<b>43.900</b>	+0.915	12.645	19.423	11.832
5	12:47:47.928	<b>43.966</b>	+1.073	12.630	19.474	11.862	5	12:47:48.713	<b>44.342</b>	+1.357	12.744	19.981	11.617
6	12:48:31.599	<b>43.671</b>	+0.778	12.919	19.187	11.565	6	12:48:32.726	<b>44.013</b>	+1.028	12.991	19.403	11.619
7	12:49:15.104	<b>43.505</b>	+0.612	12.522	19.327	11.656	7	12:49:17.626	<b>44.900</b>	+1.915	14.098	19.255	11.547
8	12:49:58.993	<b>43.889</b>	+0.996	13.197	19.214	11.478	8	12:50:00.895	<b>43.269</b>	+0.284	12.506	19.106	11.657
9	12:50:42.240	<b>43.247</b>	+0.354	12.539	19.171	11.537	9	12:50:44.626	<b>43.731</b>	+0.746	12.539	19.439	11.753
10	12:51:26.312	<b>44.072</b>	+1.179	13.146	19.250	11.676	10	12:51:28.357	<b>43.731</b>	+0.746	12.774	19.277	11.680
11	12:52:09.544	<b>43.232</b>	+0.339	12.517	19.196	11.519	11	12:52:12.005	<b>43.648</b>	+0.663	12.618	19.305	11.725
12	12:52:52.596	<b>43.052</b>	+0.159	12.427	19.090	11.535	12	12:52:55.715	<b>43.710</b>	+0.725	13.017	<b>19.049</b>	11.644
13	12:53:35.489	<b>42.893</b>		<b>12.382</b>	<b>19.055</b>	<b>11.456</b>	13	12:53:39.059	<b>43.344</b>	+0.359	12.392	19.247	11.705
14	12:54:18.521	<b>43.032</b>	+0.139	12.406	19.156	11.470	14	12:54:22.227	<b>43.168</b>	+0.183	12.449	19.078	11.641
15	12:55:02.208	<b>43.687</b>	+0.794	12.749	19.256	11.682	15	12:55:05.212	<b>42.985</b>		12.387	19.084	<b>11.514</b>
16	12:55:46.434	<b>44.226</b>	+1.333	13.479	19.284	11.463	16	12:55:48.445	<b>43.233</b>	+0.248	12.424	19.190	11.619
17	12:56:29.990	<b>43.556</b>	+0.663	12.445	19.157	11.954	17	12:56:31.521	<b>43.076</b>	+0.091	<b>12.366</b>	19.125	11.585
18	12:57:13.299	<b>43.309</b>	+0.416	12.557	19.192	11.560	18	12:57:14.637	<b>43.116</b>	+0.131	12.384	19.143	11.589
(524) Svenja Dreher							(418) Noah Höb						
1	12:44:51.530	<b>47.210</b>	+4.258	15.011	20.311	11.888	1	12:44:53.496	<b>47.921</b>	+4.456	15.008	21.012	11.901
2	12:45:35.947	<b>44.417</b>	+1.465	12.732	19.792	11.893	2	12:45:37.816	<b>44.320</b>	+0.855	12.736	19.828	11.756
3	12:46:20.013	<b>44.066</b>	+1.114	12.712	19.665	11.689	3	12:46:21.690	<b>43.874</b>	+0.409	12.679	19.461	11.734
4	12:47:03.772	<b>43.759</b>	+0.807	12.560	19.526	11.673	4	12:47:05.671	<b>43.981</b>	+0.516	12.690	19.450	11.841
5	12:47:47.922	<b>44.150</b>	+1.198	12.999	19.517	11.634	5	12:47:49.806	<b>44.135</b>	+0.670	12.590	19.699	11.846
6	12:48:31.874	<b>43.952</b>	+1.000	13.093	19.238	11.621	6	12:48:33.922	<b>44.116</b>	+0.651	12.647	19.797	11.672
7	12:49:15.218	<b>43.344</b>	+0.392	12.449	19.329	11.566	7	12:49:18.643	<b>44.721</b>	+1.256	13.657	19.478	<b>11.586</b>
8	12:49:58.658	<b>43.440</b>	+0.488	12.530	19.289	11.621	8	12:50:02.592	<b>43.949</b>	+0.484	12.998	<b>19.300</b>	11.651
9	12:50:41.990	<b>43.332</b>	+0.380	12.460	19.243	11.629	9	12:50:46.213	<b>43.621</b>	+0.156	12.570	19.344	11.707
10	12:51:25.028	<b>43.038</b>	+0.086	12.383	19.081	11.574	10	12:51:29.899	<b>43.686</b>	+0.221	12.564	19.461	11.661
11	12:52:08.040	<b>43.012</b>	+0.060	12.343	<b>19.022</b>	11.647	11	12:52:13.773	<b>43.874</b>	+0.409	12.823	19.379	11.672
12	12:52:51.173	<b>43.133</b>	+0.181	12.418	19.053	11.662	12	12:52:57.238	<b>43.465</b>		12.513	19.329	11.623
13	12:53:34.210	<b>43.037</b>	+0.085	12.412	19.102	<b>11.523</b>	13	12:53:41.069	<b>43.831</b>	+0.366	12.841	19.304	11.686
14	12:54:17.327	<b>43.117</b>	+0.165	12.415	19.159	11.543	14	12:54:24.697	<b>43.628</b>	+0.163	12.408	19.524	11.696
15	12:55:00.279	<b>42.952</b>		<b>12.303</b>	19.077	11.572							
16	12:55:43.607	<b>43.328</b>	+0.376	12.515	19.191	11.622							
17	12:56:26.699	<b>43.092</b>	+0.140	12.376	19.138	11.578							
18	12:57:09												

INT. ADAC Kartrennen Kerpen

DSKC - KZ2

Erftlandring Kerpen 1,110 Km

Super Heat Group B

21.07.2024 12:41

Race (18 Laps) started at 12:44:02

Lap	Time of Day	Lap Tm	Diff	S1 Tm	S2 Tm	S3 Tm	Lap	Time of Day	Lap Tm	Diff	S1 Tm	S2 Tm	S3 Tm
15	12:55:08.361	<b>43.664</b>	+0.199	<b>12.393</b>	19.561	11.710							
16	12:55:52.091	<b>43.730</b>	+0.265	12.717	19.363	11.650							
17	12:56:36.873	<b>44.782</b>	+1.317	12.996	19.992	11.794							
18	12:57:20.960	<b>44.087</b>	+0.622	12.776	19.560	11.751							
<b>(525) Paul Moritz Doktor</b>													
1	12:44:54.020	<b>48.194</b>	+4.663	14.940	21.122	12.132							
2	12:45:38.652	<b>44.632</b>	+1.101	12.865	19.782	11.985							
3	12:46:23.268	<b>44.616</b>	+1.085	12.846	19.822	11.948							
4	12:47:07.308	<b>44.040</b>	+0.509	12.731	19.426	11.883							
5	12:47:51.483	<b>44.175</b>	+0.644	12.758	19.590	11.827							
6	12:48:35.474	<b>43.991</b>	+0.460	12.763	19.446	11.782							
7	12:49:19.837	<b>44.363</b>	+0.832	12.709	19.895	11.759							
8	12:50:03.420	<b>43.583</b>	+0.052	12.556	19.309	11.718							
9	12:50:47.275	<b>43.855</b>	+0.324	12.609	19.491	11.755							
10	12:51:31.111	<b>43.836</b>	+0.305	12.557	19.426	11.853							
11	12:52:14.661	<b>43.550</b>	+0.019	12.561	19.409	<b>11.580</b>							
12	12:52:58.192	<b>43.531</b>		12.578	<b>19.270</b>	11.683							
13	12:53:42.016	<b>43.824</b>	+0.293	12.556	19.649	11.619							
14	12:54:25.584	<b>43.568</b>	+0.037	12.522	19.299	11.747							
15	12:55:09.276	<b>43.692</b>	+0.161	<b>12.603</b>	19.450	11.739							
16	12:55:53.139	<b>43.863</b>	+0.332	12.551	19.621	11.691							
17	12:56:37.043	<b>43.904</b>	+0.373	12.557	19.523	11.824							
18	12:57:21.161	<b>44.118</b>	+0.587	12.735	19.514	11.869							
<b>(406) Christian Breiter</b>													
1	12:44:53.218	<b>47.901</b>	+4.029	15.107	20.935	11.859							
2	12:45:37.586	<b>44.368</b>	+0.496	12.768	19.742	11.858							
3	12:46:21.541	<b>43.955</b>	+0.083	12.701	19.456	11.798							
4	12:47:05.413	<b>43.872</b>		12.678	19.410	11.784							
5	12:47:49.613	<b>44.200</b>	+0.328	12.638	19.718	11.844							
6	12:48:33.882	<b>44.269</b>	+0.397	12.705	19.520	12.044							
7	12:49:18.151	<b>44.269</b>	+0.397	13.156	19.361	<b>11.752</b>							
8	12:50:02.236	<b>44.085</b>	+0.213	<b>12.560</b>	19.704	11.821							
9	12:50:46.109	<b>43.873</b>	+0.001	12.606	19.394	11.873							
10	12:51:30.835	<b>44.726</b>	+0.854	12.951	19.463	12.312							
11	12:52:14.821	<b>50.986</b>	+7.114	12.601	25.587	12.798							
12	12:53:06.747	<b>44.926</b>	+1.054	12.789	19.874	12.263							
13	12:53:50.896	<b>44.149</b>	+0.277	12.858	19.485	11.806							
14	12:54:35.092	<b>44.196</b>	+0.324	12.630	19.614	11.952							
15	12:55:19.277	<b>44.185</b>	+0.313	12.700	19.641	11.844							
16	12:56:03.495	<b>44.218</b>	+0.346	12.916	19.458	11.844							
17	12:56:47.436	<b>43.941</b>	+0.069	12.666	19.508	11.767							
18	12:57:31.387	<b>43.951</b>	+0.079	12.652	<b>19.291</b>	12.008							
<b>(412) Ajdin Jatic</b>													
1	12:44:50.247	<b>46.096</b>	+2.555	14.442	19.827	11.827							
2	12:45:34.595	<b>44.348</b>	+0.807	13.105	19.495	11.748							
3	12:46:18.619	<b>44.024</b>	+0.483	12.749	19.522	11.753							
4	12:47:02.905	<b>44.286</b>	+0.745	13.039	19.563	11.684							
5	12:47:47.800	<b>44.895</b>	+1.354	13.602	19.490	11.803							
6	12:48:31.380	<b>43.580</b>	+0.039	12.582	19.345	11.653							
7	12:49:14.928	<b>43.548</b>	+0.007	12.623	19.349	<b>11.576</b>							
8	12:50:00.410	<b>45.482</b>	+1.941	14.119	19.648	11.715							
9	12:50:44.451	<b>44.041</b>	+0.500	12.938	19.443	11.660							
10	12:51:28.265	<b>43.814</b>	+0.273	12.675	19.445	11.694							
11	12:52:11.806	<b>43.541</b>		12.601	19.341	11.599							
12	12:52:55.367	<b>43.561</b>	+0.020	12.593	19.375	11.593							
<b>(488) David Gorcica</b>													
1	12:44:51.946	<b>47.409</b>	+3.584	15.073	20.371	11.965							
2	12:45:36.315	<b>44.369</b>	+0.544	12.791	19.695	11.883							
3	12:46:20.393	<b>44.078</b>	+0.253	12.738	19.574	11.766							
4	12:47:04.218	<b>43.825</b>		<b>12.572</b>	19.476	11.777							
5	12:47:48.543	<b>44.325</b>	+0.500	12.787	19.881	11.657							
6	12:48:32.424	<b>43.881</b>	+0.056	12.858	<b>19.395</b>	<b>11.628</b>							



INT. ADAC Kartrennen Kerpen

Lapchart

DSKC - KZ2

Erfthlandring Kerpen 1,110 Km

Super Heat Group B

21.07.2024 12:41

Race (18 Laps) started at 12:44:02

Competitors	Laps																		
	0	1	2	3	4	5	6	7	8	9	10	11	12	13	14	15	16	17	18
Maximilian Schleimer (442)	1	442	431	431	442	442	442	442	442	442	442	442	442	442	442	442	442	442	442
Simon Rechenmacher (431)	2	431	442	442	417	417	417	431	431	431	431	431	431	431	431	431	431	431	431
Emma Felbermayr (427)	3	427	417	417	431	431	431	417	419	419	419	419	419	419	419	419	419	419	419
Emanuel Mai (417)	4	417	427	427	419	419	419	419	417	417	417	417	417	417	417	417	417	417	417
Dominik Reuters (419)	5	419	419	419	427	427	427	427	427	427	427	427	427	427	427	427	427	427	427
Rouven Wilk (415)	6	415	412	468	468	468	468	468	468	468	468	468	468	468	468	468	468	468	468
Rick Hartmann (468)	7	468	468	412	412	412	415	415	415	415	415	415	415	415	415	415	415	415	415
Maurice Schenck (410)	8	410	415	415	523	523	523	523	523	523	523	523	523	524	524	524	524	524	524
Ajdin Jatic (412)	9	412	523	523	415	415	412	412	412	524	524	524	524	523	523	523	523	523	523
Felix Wischlitzki (437)	10	437	410	410	410	410	524	437	437	437	437	410	410	410	410	410	410	410	410
Svenja Dreher (524)	11	524	524	524	524	524	437	524	524	410	410	437	437	437	437	437	437	428	437
David Gorcica (488)	12	488	437	437	437	437	410	488	410	412	428	428	428	428	428	428	428	437	428
Karol Pasiewicz (523)	13	523	488	488	488	488	488	410	428	428	412	412	412	411	411	411	411	411	411
Philipp Salzmann (411)	14	411	411	411	411	411	411	411	411	411	411	411	411	411	425	425	425	425	425
Noah Gounot (425)	15	425	428	428	425	425	425	425	406	406	406	418	418	418	418	418	418	418	418
Lukas Reiböck (428)	16	428	425	425	428	428	428	428	418	418	418	425	425	425	525	525	525	525	525
Christian Breiter (406)	17	406	406	406	406	406	406	406	425	425	425	406	525	525	406	406	406	406	406
Noah Höß (418)	18	418	418	418	418	418	418	418	525	525	525	525	406	406					
Paul Moritz Doktor (525)	19	525	525	525	525	525	525	525											





INT. ADAC Kartrennen Kerpen

Lapchart

DSKC - KZ2

Erftlandring Kerpen 1,110 Km

Super Heat Group B

21.07.2024 12:41

Race (18 Laps) started at 12:44:02

Competitors

Laps

	0	1	2	3	4	5	6	7	8	9	10	11	12	13	14	15	16	17	18
442	431	431	442	442	442	442	442	442	442	442	442	442	442	442	442	442	442	442	442
431	442	442	417	417	417	431	431	431	431	431	431	431	431	431	431	431	431	431	431
427	417	417	431	431	431	417	419	419	419	419	419	419	419	419	419	419	419	419	419
417	427	427	419	419	419	419	417	417	417	417	417	417	417	417	417	417	417	417	417
419	419	419	427	427	427	427	427	427	427	427	427	427	427	427	427	427	427	427	427
415	412	468	468	468	468	468	468	468	468	468	468	468	468	468	468	468	468	468	468
468	468	412	412	412	415	415	415	415	415	415	415	415	415	415	415	415	415	415	415
410	415	415	523	523	523	523	523	523	523	523	523	523	523	524	524	524	524	524	524
412	523	523	415	415	412	412	412	524	524	524	524	524	524	523	523	523	523	523	523
437	410	410	410	410	524	437	437	437	437	410	410	410	410	410	410	410	410	410	410
524	524	524	524	524	437	524	524	410	410	437	437	437	437	437	437	437	428	437	437
488	437	437	437	437	410	488	410	412	428	428	428	428	428	428	428	428	437	428	428
523	488	488	488	488	488	410	428	428	412	412	412	412	411	411	411	411	411	411	411
411	411	411	411	411	411	411	411	411	411	411	411	411	411	425	425	425	425	425	425
425	428	428	425	425	425	425	406	406	406	418	418	418	418	418	418	418	418	418	418
428	425	425	428	428	428	428	418	418	418	425	425	425	525	525	525	525	525	525	525
406	406	406	406	406	406	406	425	425	425	406	525	525	406	406	406	406	406	406	406
418	418	418	418	418	418	418	525	525	525	525	406	406							
525	525	525	525	525	525	525													





INT. ADAC Kartrennen Kerpen

Lapchart

DSKC - KZ2

Erfthlandring Kerpen 1,110 Km

Super Heat Group B

21.07.2024 12:41

Race (18 Laps) started at 12:44:02

Competitors

Laps

	0	1	2	3	4	5	6	7	8	9	10	11	12	13	14	15	16	17	18
442	431	431	442	442	442	442	442	442	442	442	442	442	442	442	442	442	442	442	442
431	442	442	417	417	417	431	431	431	431	431	431	431	431	431	431	431	431	431	431
427	417	417	431	431	431	417	419	419	419	419	419	419	419	419	419	419	419	419	419
417	427	427	419	419	419	419	417	417	417	417	417	417	417	417	417	417	417	417	417
419	419	419	427	427	427	427	427	427	427	427	427	427	427	427	427	427	427	427	427
415	412	468	468	468	468	468	468	468	468	468	468	468	468	468	468	468	468	468	468
468	468	412	412	412	415	415	415	415	415	415	415	415	415	415	415	415	415	415	415
410	415	415	523	523	523	523	523	523	523	523	523	523	523	524	524	524	524	524	524
412	523	523	415	415	412	412	412	524	524	524	524	524	524	523	523	523	523	523	523
437	410	410	410	410	524	437	437	437	437	410	410	410	410	410	410	410	410	410	410
524	524	524	524	524	437	524	524	410	410	437	437	437	437	437	437	437	428	437	437
488	437	437	437	437	410	488	410	412	428	428	428	428	428	428	428	428	437	428	428
523	488	488	488	488	488	410	428	428	412	412	412	412	411	411	411	411	411	411	411
411	411	411	411	411	411	411	411	411	411	411	411	411	411	425	425	425	425	425	425
425	428	428	425	425	425	425	406	406	406	418	418	418	418	418	418	418	418	418	418
428	425	425	428	428	428	428	418	418	418	425	425	425	525	525	525	525	525	525	525
406	406	406	406	406	406	406	425	425	425	406	525	525	406	406	406	406	406	406	406
418	418	418	418	418	418	418	525	525	525	525	406	406							
525	525	525	525	525	525	525													





INT. ADAC Kartrennen Kerpen

Lapchart

DSKC - KZ2

Erfstlandring Kerpen 1,110 Km

Super Heat Group B

21.07.2024 12:41

Race (18 Laps) started at 12:44:02

Competitors

Laps

	0	1	2	3	4	5	6	7	8	9	10	11	12	13	14	15	16	17	18
442	431	431	442	442	442	442	442	442	442	442	442	442	442	442	442	442	442	442	442
431	442	442	417	417	417	431	431	431	431	431	431	431	431	431	431	431	431	431	431
427	417	417	431	431	431	417	419	419	419	419	419	419	419	419	419	419	419	419	419
417	427	427	419	419	419	419	417	417	417	417	417	417	417	417	417	417	417	417	417
419	419	419	427	427	427	427	427	427	427	427	427	427	427	427	427	427	427	427	427
415	412	468	468	468	468	468	468	468	468	468	468	468	468	468	468	468	468	468	468
468	468	412	412	412	415	415	415	415	415	415	415	415	415	415	415	415	415	415	415
410	415	415	523	523	523	523	523	523	523	523	523	523	523	524	524	524	524	524	524
412	523	523	415	415	412	412	412	524	524	524	524	524	524	523	523	523	523	523	523
437	410	410	410	410	524	437	437	437	437	410	410	410	410	410	410	410	410	410	410
524	524	524	524	524	437	524	524	410	410	437	437	437	437	437	437	437	428	437	437
488	437	437	437	437	410	488	410	412	428	428	428	428	428	428	428	428	437	428	428
523	488	488	488	488	488	410	428	428	412	412	412	412	411	411	411	411	411	411	411
411	411	411	411	411	411	411	411	411	411	411	411	411	411	425	425	425	425	425	425
425	428	428	425	425	425	425	406	406	406	418	418	418	418	418	418	418	418	418	418
428	425	425	428	428	428	428	418	418	418	425	425	425	525	525	525	525	525	525	525
406	406	406	406	406	406	406	425	425	425	406	525	525	406	406	406	406	406	406	406
418	418	418	418	418	418	418	525	525	525	525	406	406							
525	525	525	525	525	525	525													



INT. ADAC Kartrennen Kerpen

Lapchart

DSKC - KZ2

Erfthlandring Kerpen 1,110 Km

Super Heat Group B

21.07.2024 12:41

Race (18 Laps) started at 12:44:02

Competitors

Laps

	0	1	2	3	4	5	6	7	8	9	10	11	12	13	14	15	16	17	18
442	431	431	442	442	442	442	442	442	442	442	442	442	442	442	442	442	442	442	442
431	442	442	417	417	417	431	431	431	431	431	431	431	431	431	431	431	431	431	431
427	417	417	431	431	431	417	419	419	419	419	419	419	419	419	419	419	419	419	419
417	427	427	419	419	419	419	417	417	417	417	417	417	417	417	417	417	417	417	417
419	419	419	427	427	427	427	427	427	427	427	427	427	427	427	427	427	427	427	427
415	412	468	468	468	468	468	468	468	468	468	468	468	468	468	468	468	468	468	468
468	468	412	412	412	415	415	415	415	415	415	415	415	415	415	415	415	415	415	415
410	415	415	523	523	523	523	523	523	523	523	523	523	523	524	524	524	524	524	524
412	523	523	415	415	412	412	412	524	524	524	524	524	524	523	523	523	523	523	523
437	410	410	410	410	524	437	437	437	437	410	410	410	410	410	410	410	410	410	410
524	524	524	524	524	437	524	524	410	410	437	437	437	437	437	437	437	428	437	437
488	437	437	437	437	410	488	410	412	428	428	428	428	428	428	428	428	437	428	428
523	488	488	488	488	488	410	428	428	412	412	412	412	411	411	411	411	411	411	411
411	411	411	411	411	411	411	411	411	411	411	411	411	411	425	425	425	425	425	425
425	428	428	425	425	425	425	406	406	406	418	418	418	418	418	418	418	418	418	418
428	425	425	428	428	428	428	418	418	418	425	425	425	525	525	525	525	525	525	525
406	406	406	406	406	406	406	425	425	425	406	525	525	406	406	406	406	406	406	406
418	418	418	418	418	418	418	525	525	525	525	406	406							
525	525	525	525	525	525	525													







INT. ADAC Kartrennen Kerpen

Lapchart

DSKC - KZ2

Erfthlandring Kerpen 1,110 Km

Super Heat Group B


21.07.2024 12:41

Race (18 Laps) started at 12:44:02

Competitors

Laps

	0	1	2	3	4	5	6	7	8	9	10	11	12	13	14	15	16	17	18
442	431	431	442	442	442	442	442	442	442	442	442	442	442	442	442	442	442	442	442
431	442	442	417	417	417	431	431	431	431	431	431	431	431	431	431	431	431	431	431
427	417	417	431	431	431	417	419	419	419	419	419	419	419	419	419	419	419	419	419
417	427	427	419	419	419	419	417	417	417	417	417	417	417	417	417	417	417	417	417
419	419	419	427	427	427	427	427	427	427	427	427	427	427	427	427	427	427	427	427
415	412	468	468	468	468	468	468	468	468	468	468	468	468	468	468	468	468	468	468
468	468	412	412	412	415	415	415	415	415	415	415	415	415	415	415	415	415	415	415
410	415	415	523	523	523	523	523	523	523	523	523	523	523	524	524	524	524	524	524
412	523	523	415	415	412	412	412	524	524	524	524	524	524	523	523	523	523	523	523
437	410	410	410	410	524	437	437	437	437	410	410	410	410	410	410	410	410	410	410
524	524	524	524	524	437	524	524	410	410	437	437	437	437	437	437	437	428	437	437
488	437	437	437	437	410	488	410	412	428	428	428	428	428	428	428	428	437	428	428
523	488	488	488	488	488	410	428	428	412	412	412	412	411	411	411	411	411	411	411
411	411	411	411	411	411	411	411	411	411	411	411	411	411	425	425	425	425	425	425
425	428	428	425	425	425	425	406	406	406	418	418	418	418	418	418	418	418	418	418
428	425	425	428	428	428	428	418	418	418	425	425	425	525	525	525	525	525	525	525
406	406	406	406	406	406	406	425	425	425	406	525	525	406	406	406	406	406	406	406
418	418	418	418	418	418	418	525	525	525	525	406	406							
525	525	525	525	525	525	525													



INT. ADAC Kartrennen Kerpen

Lapchart

DSKC - KZ2

Erftlandring Kerpen 1,110 Km

Super Heat Group B

21.07.2024 12:41

Race (18 Laps) started at 12:44:02

Competitors

Laps

	0	1	2	3	4	5	6	7	8	9	10	11	12	13	14	15	16	17	18
442	431	431	442	442	442	442	442	442	442	442	442	442	442	442	442	442	442	442	442
431	442	442	417	417	417	431	431	431	431	431	431	431	431	431	431	431	431	431	431
427	417	417	431	431	431	417	419	419	419	419	419	419	419	419	419	419	419	419	419
417	427	427	419	419	419	419	417	417	417	417	417	417	417	417	417	417	417	417	417
419	419	419	427	427	427	427	427	427	427	427	427	427	427	427	427	427	427	427	427
415	412	468	468	468	468	468	468	468	468	468	468	468	468	468	468	468	468	468	468
468	468	412	412	412	415	415	415	415	415	415	415	415	415	415	415	415	415	415	415
410	415	415	523	523	523	523	523	523	523	523	523	523	523	524	524	524	524	524	524
412	523	523	415	415	412	412	412	524	524	524	524	524	524	523	523	523	523	523	523
437	410	410	410	410	524	437	437	437	437	410	410	410	410	410	410	410	410	410	410
524	524	524	524	524	437	524	524	410	410	437	437	437	437	437	437	437	428	437	437
488	437	437	437	437	410	488	410	412	428	428	428	428	428	428	428	428	428	437	428
523	488	488	488	488	488	410	428	428	412	412	412	412	411	411	411	411	411	411	411
411	411	411	411	411	411	411	411	411	411	411	411	411	411	425	425	425	425	425	425
425	428	428	425	425	425	425	406	406	406	418	418	418	418	418	418	418	418	418	418
428	425	425	428	428	428	428	418	418	418	425	425	425	525	525	525	525	525	525	525
406	406	406	406	406	406	406	425	425	425	406	525	525	406	406	406	406	406	406	406
418	418	418	418	418	418	418	525	525	525	525	406	406							
525	525	525	525	525	525	525													





### DSKC - KZ2

### Super Heat Group A Rev 2

Track length: 1.110 Km

Race Started: 12:17:36

Best Lap by: 477 - Dion van Werven - 42.553

Rank	#	Driver	Nat	Sponsor Entrant	Nat	License E-License	Make	laps	T. Time Diff	Best Lap	Penalty	Points
1	440	Enzo Bol	NLD	SP Motorsport	NLD	ITE42526 IBL47253	KR/TM/Vega	18	13:01.536	42.929		69
2	423	Claudia Henning	DEU	Henning Claudia	DEU	ITE11645 IDC11645	Birel ART/TM/Vega	18	13:01.677 0.141	42.596		63
3	466	Maximilian Schreyer	DEU	Maranello SRP Factory Team	DEU	ITE 31254 BIC38275	Maranello/TM /Vega	18	13:02.599 1.063	42.645		57
4	477	Dion van Werven	NLD	Wilfred van Werven	NLD	ITE49844 EL50365	CRG/TM/Vega	18	13:03.797 2.261	42.553	+ 5 sec	75
5	426	Siep Kuypers	NLD	CRG Holland	NLD	ITE52719 155221008	CRG/TM/Vega	18	13:04.715 3.179	43.074		51
6	436	Cedric Malk	CHE	Millennium Racing	DEU	ITE1350 KBF38042	Tony Kart/TM/Vega	18	13:08.157 6.621	42.977		48
7	452	Erik Müller	DEU	Mach1 Motorsport	DEU	ITE 17884 BIC20651	Mach1/TM /Vega	18	13:08.793 7.257	43.150		45
8	408	Florian Breitenbach	DEU	Maranello SRP Factory Team	DEU	ITE 16880 KBF38275	Maranello/TM /Vega	18	13:09.049 7.513	42.957		42
9	520	Julius Lassen	DNK	Maranello SRP Factory Team	DEU	ITE 34322 BIC38275	Maranello /TM /Vega	18	13:09.076 7.540	43.052		39
10	420	Nathalie Kreitz	DEU	VDB Kart Racing	DEU	ITE 14979 KBF10478	Birel ART/TM/Vega	18	13:09.622 8.086	43.171		36
11	429	Adrian Martinz	AUT	BIREL ART RACING KSW	AUT	ITEJK2072 IBLBK 102	Birel ART/TM/Vega	18	13:13.533 11.997	43.342		34
12	518	Daan Zopfi	NLD	Daan Zopfi	NLD	ITE 42180 IDC42180	Birel ART/TM/Vega	18	13:13.779 12.243	43.185		32
13	519	Erwin Jalving	NLD	ADAC Niedersachsen/ Sachsen-Anhalt e.V.	DEU	ITE23043 BIC38443	Maranello/TM/Vega	18	13:15.309 13.773	43.465		30
14	416	Jayden Gushiken	DEU	7L-Performance	DEU	NKA41655 KBF38668	Tony Kart /TM /Vega	18	13:15.630 14.094	43.326		28
15	424	Noah Kaltenbach	DEU	7L-Performance	DEU	ITE 41550 KBF38668	Tony Kart/TM /Vega	18	13:25.196 23.660	43.961		26
16	430	Andreas Dresen	DEU	Maranello SRP Factory Team	DEU	ITC-C28031 KBF38275	Maranello/TM/Vega	18	13:25.416 23.880	43.051		24
17	444	Lars Ossenbeck	DEU	ADAC Niedersachsen/ Sachsen-Anhalt e.V.	DEU	ITE 38498 BIC38443	Maranello/TM/Vega	18	13:26.014 24.478	43.490		22
18	435	Jory Molema	NLD	CRG Holland	NLD	NKA33514 IBL15521008	CRG/TM/Vega	18	13:28.036 26.500	43.447	+ 5 sec	20
19	517	Derk van Silfhout	NLD	Dinand van Silfhout	NLD	44638 BEK15859	Birel ART/TM/Vega	15	10:58.256 3 Laps	42.844		18
20	454	Markus Rausch	DEU	Markus Rausch	DEU	ITE 11242 IDC11242	Maranello/TM/Vega	9	6:54.050 9 Laps	44.614		17


#### Announcements

# 435 + 5 sec front fairing

#477 + 5 sec push

Timekeeper  
M.Riehmers

Race Director  
H.Seidel





### DSKC - KZ2

### Super Heat Group A Rev 3

Track length: 1.110 Km

Race Started: 12:17:36

Best Lap by: 477 - Dion van Werven - 42.553

Rank	#	Driver	Nat	Sponsor Entrant	Nat	License E-License	Make	laps	T. Time Diff	Best Lap	Penalty	Points
1	440	Enzo Bol	NLD	SP Motorsport	NLD	ITE42526 IBL47253	KR/TM/Vega	18	13:01.536	42.929		75
2	423	Claudia Henning	DEU	Henning Claudia	DEU	ITE11645 IDC11645	Birel ART/TM/Vega	18	13:01.677 0.141	42.596		69
3	466	Maximilian Schreyer	DEU	Maranello SRP Factory Team	DEU	ITE 31254 BIC38275	Maranello/TM /Vega	18	13:02.599 1.063	42.645		63
4	477	Dion van Werven	NLD	Wilfred van Werven	NLD	ITE49844 EL50365	CRG/TM/Vega	18	13:03.797 2.261	42.553	+ 5 sec	57
5	426	Siep Kuypers	NLD	CRG Holland	NLD	ITE52719 155221008	CRG/TM/Vega	18	13:04.715 3.179	43.074		51
6	436	Cedric Malk	CHE	Millennium Racing	DEU	ITE1350 KBF38042	Tony Kart/TM/Vega	18	13:08.157 6.621	42.977		48
7	452	Erik Müller	DEU	Mach1 Motorsport	DEU	ITE 17884 BIC20651	Mach1/TM /Vega	18	13:08.793 7.257	43.150		45
8	408	Florian Breitenbach	DEU	Maranello SRP Factory Team	DEU	ITE 16880 KBF38275	Maranello/TM /Vega	18	13:09.049 7.513	42.957		42
9	520	Julius Lassen	DNK	Maranello SRP Factory Team	DEU	ITE 34322 BIC38275	Maranello /TM /Vega	18	13:09.076 7.540	43.052		39
10	420	Nathalie Kreitz	DEU	VDB Kart Racing	DEU	ITE 14979 KBF10478	Birel ART/TM/Vega	18	13:09.622 8.086	43.171		36
11	429	Adrian Martinz	AUT	BIREL ART RACING KSW	AUT	ITEJK2072 IBLBK 102	Birel ART/TM/Vega	18	13:13.533 11.997	43.342		34
12	518	Daan Zopfi	NLD	Daan Zopfi	NLD	ITE 42180 IDC42180	Birel ART/TM/Vega	18	13:13.779 12.243	43.185		32
13	519	Erwin Jalving	NLD	ADAC Niedersachsen/ Sachsen-Anhalt e.V.	DEU	ITE23043 BIC38443	Maranello/TM/Vega	18	13:15.309 13.773	43.465		30
14	416	Jayden Gushiken	DEU	7L-Performance	DEU	NKA41655 KBF38668	Tony Kart /TM /Vega	18	13:15.630 14.094	43.326		28
15	424	Noah Kaltenbach	DEU	7L-Performance	DEU	ITE 41550 KBF38668	Tony Kart/TM /Vega	18	13:25.196 23.660	43.961		26
16	430	Andreas Dresen	DEU	Maranello SRP Factory Team	DEU	ITC-C28031 KBF38275	Maranello/TM/Vega	18	13:25.416 23.880	43.051		24
17	444	Lars Ossenbeck	DEU	ADAC Niedersachsen/ Sachsen-Anhalt e.V.	DEU	ITE 38498 BIC38443	Maranello/TM/Vega	18	13:26.014 24.478	43.490		22
18	435	Jory Molema	NLD	CRG Holland	NLD	NKA33514 IBL15521008	CRG/TM/Vega	18	13:28.036 26.500	43.447	+ 5 sec	20
19	517	Derk van Silfhout	NLD	Dinand van Silfhout	NLD	44638 BEK15859	Birel ART/TM/Vega	15	10:58.256 3 Laps	42.844		18
20	454	Markus Rausch	DEU	Markus Rausch	DEU	ITE 11242 IDC11242	Maranello/TM/Vega	9	6:54.050 9 Laps	44.614		17

#### Announcements

# 435 + 5 sec front fairing

#477 + 5 sec push


Timekeeper  
M.Riehmers

Race Director  
H.Seidel

Page 1/1

These results are provisional until the conclusion of any judicial and technical matters!

Printed: 21.07.2024 / 13:45





**DKM Round 4**
**DSKC - KZ2**
**Kerben**
**Final Intermediate Classification**

Pos. No.	Firstname	Lastname	Nat.		Nat.		Sponsor	QP	Total						
			Dri	Entrant	Ent	Make			PTS	BC	AC	AB	SHA	SHB	
1	423	Claudia	<b>Henning</b>	DEU	Henning Claudia	DEU	Birel ART/TM/Vega	1	<b>169</b>	--	50	50	69	--	
2	431	Simon	<b>Rechenmacher</b>	DEU	TB Racing Team	DEU	KR/TM/Vega	5	<b>163</b>	50	--	44	--	69	
3	440	Enzo	<b>Bol</b>	NLD	SP Motorsport	NLD	KR/TM/Vega	3	<b>160</b>	44	41	--	75	--	
4	442	Maximilian	<b>Schleimer</b>	DEU	Maranello SRP Factory Team	DEU	Maranello/TM/Vega	ADAC Mittelrhein e.V.	7	<b>160</b>	--	44	41	--	75
5	466	Maximilian	<b>Schreyer</b>	DEU	Maranello SRP Factory Team	DEU	Maranello/TM /Vega		6	<b>142</b>	41	38	--	63	--
6	419	Dominik	<b>Reuters</b>	DEU	Dörr Motorsport	DEU	KR/IAME/Vega		4	<b>129</b>	--	28	38	--	63
7	417	Emanuel	<b>Mai</b>	DEU	Solgat Motorsport	DEU	Birel ART/TM/Vega		10	<b>125</b>	--	34	34	--	57
8	477	Dion	<b>van Werven</b>	NLD	Wilfred van Werven	NLD	CRG/TM/Vega		2	<b>123</b>	30	--	36	57	--
9	427	Emma	<b>Felbermayr</b>	AUT	TB Racing Team	DEU	KR/TM/Vega		8	<b>121</b>	38	--	32	--	51
10	426	Siep	<b>Kuypers</b>	NLD	CRG Holland	NLD	CRG/TM/Vega		9	<b>121</b>	34	36	--	51	--
11	415	Rouven	<b>Wilk</b>	DEU	Mach1 Motorsport	DEU	Mach1/TM/Vega		15	<b>110</b>	32	30	--	--	48
12	408	Florian	<b>Breitenbach</b>	DEU	Maranello SRP Factory Team	DEU	Maranello/TM /Vega		11	<b>108</b>	36	--	30	42	--
13	436	Cedric	<b>Malk</b>	CHE	Millennium Racing	DEU	Tony Kart/TM/Vega		16	<b>104</b>	--	32	24	48	--
14	468	Rick	<b>Hartmann</b>	DEU	Falcon Racing Team	NLD	Falcon/TM/Vega	MSC -Langenfeld e.V. im ADA	23	<b>97</b>	27	--	25	--	45
15	437	Felix	<b>Wischnitzki</b>	DEU	RMW Motorsport	DEU	Tony-Kart/TM/Vega	ADAC Mittelrhein e.V.	21	<b>90</b>	28	26	--	--	36
16	520	Julius	<b>Lassen</b>	DNK	Maranello SRP Factory Team	DEU	Maranello /TM /Vega		20	<b>89</b>	24	--	26	39	--
17	420	Nathalie	<b>Kreitz</b>	DEU	VDB Kart Racing	DEU	Birel ART/TM/Vega		18	<b>88</b>	25	27	--	36	--
18	452	Erik	<b>Müller</b>	DEU	Mach1 Motorsport	DEU	Mach1/TM /Vega		34	<b>88</b>	--	23	20	45	--
19	410	Maurice	<b>Schenck</b>	DEU	APEX Performance	DEU	Maranello/TM/Vega		22	<b>85</b>	--	25	21	--	39
20	524	Svenja	<b>Dreher</b>	DEU	Mach1 Motorsport	DEU	Mach1/TM/Vega		12	<b>81</b>	26	21	--	--	34
21	523	Karol	<b>Pasiewicz</b>	POL	Dörr Motorsport	DEU	KR/IAME/Vega		13	<b>81</b>	--	11	28	--	42
22	429	Adrian	<b>Martinz</b>	AUT	BIREL ART RACING KSW	AUT	Birel ART/TM/Vega		28	<b>74</b>	--	22	18	34	--
23	519	Erwin	<b>Jalving</b>	NLD	ADAC Niedersachsen/ Sachsen-Anhalt e.	DEU	Maranello/TM/Vega		27	<b>72</b>	22	20	--	30	--
24	430	Andreas	<b>Dresen</b>	DEU	Maranello SRP Factory Team	DEU	Maranello/TM/Vega		19	<b>71</b>	--	24	23	24	--
25	411	Philipp	<b>Salzmann</b>	DEU	TB Racing Team	DEU	KR/TM/Vega		26	<b>70</b>	23	--	19	--	28
26	518	Daan	<b>Zopfi</b>	NLD	Daan Zopfi	NLD	Birel ART/TM/Vega		24	<b>65</b>	18	15	--	32	--
27	425	Noah	<b>Gounot</b>	DEU	Solgat Motorsport	DEU	Birel ART/TM/Vega		31	<b>65</b>	--	19	14	--	32
28	416	Jayden	<b>Gushiken</b>	DEU	7L-Performance	DEU	Tony Kart /TM /Vega		32	<b>64</b>	20	--	16	28	--
29	428	Lukas	<b>Reiböck</b>	AUT	BIRELART RACING KSW	AUT	Birel ART/TM/VEGA		14	<b>63</b>	21	--	12	--	30
30	412	Ajdin	<b>Jatic</b>	NLD	Falcon Racing Team	NLD	Falcon/TM/Vega		25	<b>60</b>	--	18	22	--	20
31	517	Derk	<b>van Silfhout</b>	NLD	Dinand van Silfhout	NLD	Birel ART/TM/Vega		17	<b>57</b>	12	--	27	18	--
32	418	Noah	<b>HöB</b>	DEU	Solgat Motorsport	DEU	Birel ART/TM/Vega		36	<b>56</b>	14	16	--	--	26
33	424	Noah	<b>Kaltenbach</b>	DEU	7L-Performance	DEU	Tony Kart/TM /Vega		33	<b>55</b>	17	12	--	26	--
34	488	David	<b>Gorcica</b>	CZE	FORZA RACING z.s.	CZE	MS KART/TM/Vega		29	<b>54</b>	19	--	17	--	18
35	444	Lars	<b>Ossenbeck</b>	DEU	ADAC Niedersachsen/ Sachsen-Anhalt e.	DEU	Maranello/TM/Vega		30	<b>54</b>	15	17	--	22	--
36	525	Paul Moritz	<b>Doktor</b>	DEU	CRG Deutschland	DEU	CRG/TM/Vega		37	<b>53</b>	--	14	15	--	24
<b>Not qualified for Final from position 37</b>															
37	406	Christian	<b>Breiter</b>	DEU	ADAC Niedersachsen/ Sachsen-Anhalt e.	DEU	Maranello/TM/Vega		35	<b>46</b>	13	--	11	--	22
38	454	Markus	<b>Rausch</b>	DEU	Markus Rausch	DEU	Maranello/TM/Vega		39	<b>46</b>	16	13	--	17	--
39	435	Jory	<b>Molema</b>	NLD	CRG Holland	NLD	CRG/TM/Vega		38	<b>44</b>	11	--	13	20	--

**Announcements:** These results are provisional until the conclusion of any judicial and technical matters

Race Director Horst Seidel:



Timekeeping M. Riehmers:



Printed: 21.07.2024 13:47

Posted at: h





DKM Round 4

Class: DSKC - KZ2

Date/Time: 21.07.2024 16:45

Track:

Heat:

Laps:

Kerpen

Final

22 lap

Edition 1

Lars Ossenbeck	<b>444</b>	Maranello/TM/Vega	18	Paul Moritz Doktor	<b>525</b>	CRG/TM/Vega
	35				36	
Noah Kaltenbach	<b>424</b>	Tony Kart/TM/Vega	17	David Gorcica	<b>488</b>	MS KART/TM/Vega
	33				34	
Derk van Silfhout	<b>517</b>	Birel ART/TM/Vega	16	Noah Höß	<b>418</b>	Birel ART/TM/Vega
	31				32	
Lukas Reiböck	<b>428</b>	Birel ART/TM/VEGA	15	Ajdin Jatic	<b>412</b>	Falcon/TM/Vega
	29				30	
Noah Gounot	<b>425</b>	Birel ART/TM/Vega	14	Jayden Gushiken	<b>416</b>	Tony Kart /TM/Vega
	27				28	
Philipp Salzman	<b>411</b>	KR/TM/Vega	13	Daan Zopfi	<b>518</b>	Birel ART/TM/Vega
	25				26	
Erwin Jalving	<b>519</b>	Maranello/TM/Vega	12	Andreas Dresen	<b>430</b>	Maranello/TM/Vega
	23				24	
Karol Pasiewicz	<b>523</b>	KR/IAME/Vega	11	Adrian Martinz	<b>429</b>	Birel ART/TM/Vega
	21				22	
Maurice Schenck	<b>410</b>	Maranello/TM/Vega	10	Svenja Dreher	<b>524</b>	Mach1/TM/Vega
	19				20	
Nathalie Kreitz	<b>420</b>	Birel ART/TM/Vega	9	Erik Müller	<b>452</b>	Mach1/TM/Vega
	17				18	
Felix Wischlitzki	<b>437</b>	Tony-Kart/TM/Vega	8	Julius Lassen	<b>520</b>	Maranello /TM/Vega
	15				16	
Cedric Malk	<b>436</b>	Tony Kart/TM/Vega	7	Rick Hartmann	<b>468</b>	Falcon/TM/Vega
	13				14	
Rouven Wilk	<b>415</b>	Mach1/TM/Vega	6	Florian Breitenbach	<b>408</b>	Maranello/TM/Vega
	11				12	
Emma Felbermayr	<b>427</b>	KR/TM/Vega	5	Siep Kuypers	<b>426</b>	CRG/TM/Vega
	9				10	
Emanuel Mai	<b>417</b>	Birel ART/TM/Vega	4	Dion van Werven	<b>477</b>	CRG/TM/Vega
	7				8	
Maximilian Schreyer	<b>466</b>	Maranello/TM/Vega	3	Dominik Reuters	<b>419</b>	KR/IAME/Vega
	5				6	
Enzo Bol	<b>440</b>	KR/TM/Vega	2	Maximilian Schleimer	<b>442</b>	Maranello/TM/Vega
	3				4	
Claudia Henning	<b>423</b>	Birel ART/TM/Vega	1	Simon Rechenmacher	<b>431</b>	KR/TM/Vega
	1				2	

Pole Position

Row

printed 21.07.2024 13:47





### DSKC - KZ2

### Final

Track length: 1.110 Km

Race Started: 16:51:45

Best Lap by: 442 - Maximilian Schleimer - 42.591

Rank	#	Driver	Nat	Sponsor Entrant	Nat	License E-License	Make	laps	T. Time Diff	Best Lap	Penalty	Points
1	431	Simon Rechenmacher	DEU	TB Racing Team	DEU	ITE 38327 KBF38262	KR/TM/Vega	22	16:45.825	42.629		50
2	442	Maximilian Schleimer	DEU	ADAC Mittelrhein e.V. Maranello SRP Factory Team	DEU	ITE 11572 KBF38275	Maranello/TM/Vega	22	16:46.053 0.228	42.591		45
3	423	Claudia Henning	DEU	Henning Claudia	DEU	ITE11645 IDC11645	Birel ART/TM/Vega	22	16:46.589 0.764	42.627		38
4	466	Maximilian Schreyer	DEU	Maranello SRP Factory Team	DEU	ITE 31254 BIC38275	Maranello/TM /Vega	22	16:48.950 3.125	42.638		34
5	419	Dominik Reuters	DEU	Dörr Motorsport	DEU	ITE 14038 BIF38420	KR/IAME/Vega	22	16:51.166 5.341	42.955		30
6	427	Emma Felbermayr	AUT	TB Racing Team	DEU	ITEJK2003 KBF38262	KR/TM/Vega	22	16:51.386 5.561	42.774		26
7	408	Florian Breitenbach	DEU	Maranello SRP Factory Team	DEU	ITE 16880 KBF38275	Maranello/TM /Vega	22	16:52.312 6.487	42.877		22
8	415	Rouven Wilk	DEU	Mach1 Motorsport	DEU	ITE35449 KBF39310	Mach1/TM/Vega	22	16:52.813 6.988	43.018		18
9	520	Julius Lassen	DNK	Maranello SRP Factory Team	DEU	ITE 34322 BIC38275	Maranello /TM /Vega	22	16:53.273 7.448	42.979		0
10	410	Maurice Schenck	DEU	APEX Performance	DEU	ITE 10412 KBF38438	Maranello/TM/Vega	22	16:57.213 11.388	42.933		14
11	523	Karol Pasiewicz	POL	Dörr Motorsport	DEU	ITE 10000 BIF38420	KR/IAME/Vega	22	16:59.209 13.384	43.149		0
12	452	Erik Müller	DEU	Mach1 Motorsport	DEU	ITE 17884 BIC20651	Mach1/TM /Vega	22	17:00.061 14.236	43.130		10
13	420	Nathalie Kreitz	DEU	VDB Kart Racing	DEU	ITE 14979 KBF10478	Birel ART/TM/Vega	22	17:01.560 15.735	43.246		50
14	517	Derk van Silfhout	NLD	Dinand van Silfhout	NLD	44638 BEK15859	Birel ART/TM/Vega	22	17:01.859 16.034	42.926		0
15	426	Siep Kuypers	NLD	CRG Holland	NLD	ITE52719 155221008	CRG/TM/Vega	22	17:03.159 17.334	42.839		8
16	430	Andreas Dresen	DEU	Maranello SRP Factory Team	DEU	ITC-C28031 KBF38275	Maranello/TM/Vega	22	17:04.690 18.865	42.978		44
17	412	Ajdin Jatic	NLD	Falcon Racing Team	NLD	ITE52317 12131007	Falcon/TM/Vega	22	17:05.501 19.676	43.016	+ 5 sec	6
18	416	Jayden Gushiken	DEU	7L-Performance	DEU	NKA41655 KBF38668	Tony Kart /TM /Vega	22	17:09.135 23.310	43.234	+ 5 sec	4
19	518	Daan Zopfi	NLD	Daan Zopfi	NLD	ITE 42180 IDC42180	Birel ART/TM/Vega	22	17:09.315 23.490	43.210	+ 5 sec	0
20	428	Lukas Reiböck	AUT	BIRELART RACING KSW	AUT	ITEJK2158 IBLBK 102	Birel ART/TM/VEGA	22	17:11.049 25.224	43.092	+ 5 sec	2
21	424	Noah Kaltenbach	DEU	7L-Performance	DEU	ITE 41550 KBF38668	Tony Kart/TM /Vega	22	17:16.310 30.485	43.438	+ 5 sec	1
22	468	Rick Hartmann	DEU	MSC -Langenfeld e.V. im ADAC Falcon Racing Team	NLD	ITD-C18598 12133007	Falcon/TM/Vega	17	13:26.574 5 Laps	43.568		0
23	519	Erwin Jalving	NLD	ADAC Niedersachsen/ Sachsen-Anhalt e.V.	DEU	ITE23043 BIC38443	Maranello/TM/Vega	16	12:42.148 6 Laps	43.433		0
24	440	Enzo Bol	NLD	SP Motorsport	NLD	ITE42526 IBL47253	KR/TM/Vega	14	11:04.536 8 Laps	42.692		0
25	525	Paul Moritz Doktor	DEU	CRG Deutschland	DEU	NKA21214 KBF42811	CRG/TM/Vega	11	9:08.038 11 Laps	43.563		0
26	425	Noah Gounot	DEU	Solgat Motorsport	DEU	NKA30555 KBF42332	Birel ART/TM/Vega	7	6:11.908 15 Laps	44.357		0
27	429	Adrian Martinz	AUT	BIREL ART RACING KSW	AUT	ITEJK2072 IBLBK 102	Birel ART/TM/Vega	1	1:19.713 21 Laps	1:12.615		0
28	417	Emanuel Mai	DEU	Solgat Motorsport	DEU	ITE 16484 KBF42332	Birel ART/TM/Vega	0	5.290 22 Laps			0
29	477	Dion van Werven	NLD	Wilfred van Werven	NLD	ITE49844 EL50365	CRG/TM/Vega	0	5.385 22 Laps			0
30	436	Cedric Malk	CHE	Millennium Racing	DEU	ITE1350 KBF38042	Tony Kart/TM/Vega	0	5.988 22 Laps			0
31	437	Felix Wischlitzki	DEU	ADAC Mittelrhein e.V. RMW Motorsport	DEU	ITE 15497 BIC39010	Tony-Kart/TM/Vega	0	6.256 22 Laps			0
32	524	Svenja Dreher	DEU	Mach1 Motorsport	DEU	ITE 24813 IBL20651	Mach1/TM/Vega	0	6.838 22 Laps			0
33	418	Noah Höß	DEU	Solgat Motorsport	DEU	ITE 19884 BIF42332	Birel ART/TM/Vega	0	7.866 22 Laps			0

#### Not classified

DNS	411	Philipp Salzmann	DEU	TB Racing Team	DEU	ITE40074 KBF38262	KR/TM/Vega	0	DNS			0
DNS	488	David Gorcica	CZE	FORZA RACING z.s.	CZE	ITE24AS0361 IIBL24AT00331	MS KART/TM/Vega	0	DNS			0
DNS	444	Lars Ossenbeck	DEU	ADAC Niedersachsen/ Sachsen-Anhalt e.V.	DEU	ITE 38498 BIC38443	Maranello/TM/Vega	0	DNS			0

#### Announcements

# 416 incorrect start position  
#412,518,424,428 + 5 sec front fairing



INT. ADAC Kartrennen Kerpen

DSKC - KZ2

Erftlandring Kerpen 1,110 Km

Final

21.07.2024 16:45

Race (22 Laps) started at 16:51:45

Lap	Time of Day	Lap Tm	Diff	S1 Tm	S2 Tm	S3 Tm	Lap	Time of Day	Lap Tm	Diff	S1 Tm	S2 Tm	S3 Tm
<b>(431) Simon Rechenmacher</b>							<b>(419) Dominik Reuters</b>						
1	16:52:44.020	<b>53.846</b>	+11.217	14.608	20.537	18.701	1	16:52:48.106	<b>57.079</b>	+14.441	14.445	21.741	20.893
2	16:53:37.768	<b>53.748</b>	+11.119	16.472	22.595	14.681	2	16:53:41.641	<b>53.535</b>	+10.897	21.069	20.449	12.017
3	16:54:31.720	<b>53.952</b>	+11.323	15.404	22.708	15.840	3	16:54:33.597	<b>51.956</b>	+9.318	14.067	23.480	14.409
4	16:55:27.603	<b>55.883</b>	+13.254	15.991	24.794	15.098	4	16:55:28.615	<b>55.018</b>	+12.380	15.813	25.015	14.190
5	16:56:20.565	<b>52.962</b>	+10.333	15.659	23.147	14.156	5	16:56:20.966	<b>52.351</b>	+9.713	16.108	22.781	13.462
6	16:57:04.721	<b>44.156</b>	+1.527	12.915	19.526	11.715	6	16:57:05.363	<b>44.397</b>	+1.759	13.135	19.378	11.884
7	16:57:48.324	<b>43.603</b>	+0.974	12.593	19.383	11.627	7	16:57:48.967	<b>43.604</b>	+0.966	12.771	19.205	11.628
8	16:58:31.654	<b>43.330</b>	+0.701	12.535	19.279	11.516	8	16:58:32.618	<b>43.651</b>	+1.013	12.823	19.276	11.552
9	16:59:14.799	<b>43.145</b>	+0.516	12.360	19.206	11.579	9	16:59:15.547	<b>42.929</b>	+0.291	12.388	19.027	11.514
10	16:59:57.897	<b>43.098</b>	+0.469	12.540	19.107	11.451	10	16:59:58.551	<b>43.004</b>	+0.366	12.427	19.029	11.548
11	17:00:40.796	<b>42.899</b>	+0.270	12.285	19.165	11.449	11	17:00:41.466	<b>42.915</b>	+0.277	12.338	19.149	11.428
12	17:01:23.611	<b>42.815</b>	+0.186	12.342	19.051	11.422	12	17:01:24.399	<b>42.933</b>	+0.295	12.368	19.091	11.474
13	17:02:06.269	<b>42.658</b>	+0.029	<b>12.244</b>	18.968	11.446	13	17:02:07.526	<b>43.127</b>	+0.489	12.370	19.007	11.750
14	17:02:49.019	<b>42.760</b>	+0.121	12.334	19.012	11.404	14	17:02:50.333	<b>42.807</b>	+0.169	12.365	<b>18.921</b>	11.521
15	17:03:31.648	<b>42.629</b>		12.290	18.973	<b>11.366</b>	15	17:03:34.927	<b>44.594</b>	+1.956	14.072	19.066	11.456
16	17:04:14.280	<b>42.632</b>	+0.003	12.274	<b>18.952</b>	11.406	16	17:04:17.865	<b>42.938</b>	+0.300	12.386	19.122	11.430
17	17:04:56.972	<b>42.692</b>	+0.063	12.293	18.991	11.408	17	17:05:00.782	<b>42.917</b>	+0.279	12.312	19.010	11.595
18	17:05:39.807	<b>42.835</b>	+0.206	12.323	19.036	11.476	18	17:05:43.985	<b>43.203</b>	+0.565	12.619	19.080	11.504
19	17:06:22.664	<b>42.857</b>	+0.228	12.453	18.970	11.434	19	17:06:26.807	<b>42.822</b>	+0.184	12.419	18.986	11.417
20	17:07:05.612	<b>42.948</b>	+0.319	12.329	18.989	11.630	20	17:07:09.525	<b>42.718</b>	+0.080	12.342	18.970	11.406
21	17:07:48.894	<b>43.282</b>	+0.653	12.676	19.194	11.412	21	17:07:52.203	<b>42.678</b>	+0.040	12.345	18.957	<b>11.376</b>
22	17:08:31.716	<b>42.822</b>	+0.193	12.413	19.028	11.381	22	17:08:34.841	<b>42.638</b>		<b>12.291</b>	18.938	11.409
<b>(442) Maximilian Schleimer</b>							<b>(427) Emma Felbermayr</b>						
1	16:52:46.237	<b>55.641</b>	+13.050	14.542	21.452	19.647	1	16:52:48.914	<b>57.806</b>	+14.851	14.531	21.940	21.335
2	16:53:39.804	<b>53.567</b>	+10.976	20.363	21.011	12.193	2	16:53:42.590	<b>53.676</b>	+10.721	20.837	20.844	11.995
3	16:54:32.513	<b>52.709</b>	+10.118	14.433	22.654	15.622	3	16:54:34.552	<b>51.962</b>	+9.007	13.792	23.514	14.656
4	16:55:28.113	<b>55.600</b>	+13.009	16.245	24.378	14.977	4	16:55:28.966	<b>54.414</b>	+11.459	15.253	25.328	13.833
5	16:56:20.789	<b>52.676</b>	+10.085	15.580	23.103	13.993	5	16:56:21.310	<b>52.344</b>	+9.389	16.327	22.823	13.194
6	16:57:05.204	<b>44.415</b>	+1.824	13.038	19.609	11.768	6	16:57:05.543	<b>44.233</b>	+1.278	12.992	19.489	11.752
7	16:57:48.738	<b>43.534</b>	+0.943	12.581	19.320	11.633	7	16:57:49.261	<b>43.718</b>	+0.763	12.752	19.308	11.658
8	16:58:32.216	<b>43.478</b>	+0.887	12.490	19.345	11.643	8	16:58:32.922	<b>43.661</b>	+0.706	12.682	19.389	11.590
9	16:59:15.221	<b>43.005</b>	+0.414	12.440	19.085	11.480	9	16:59:16.163	<b>43.241</b>	+0.286	12.514	19.168	11.559
10	16:59:58.354	<b>43.133</b>	+0.542	12.460	19.172	11.501	10	16:59:59.632	<b>43.469</b>	+0.514	12.739	19.178	11.552
11	17:00:41.155	<b>42.801</b>	+0.210	12.330	19.043	11.428	11	17:00:42.712	<b>43.080</b>	+0.125	12.443	19.115	11.522
12	17:01:24.000	<b>42.845</b>	+0.254	12.409	19.012	11.424	12	17:01:25.873	<b>43.161</b>	+0.206	12.409	19.125	11.627
13	17:02:06.703	<b>42.703</b>	+0.112	12.346	18.983	11.374	13	17:02:09.103	<b>43.230</b>	+0.275	12.442	19.224	11.564
14	17:02:49.411	<b>42.708</b>	+0.117	12.279	19.006	11.423	14	17:02:52.234	<b>43.131</b>	+0.176	12.499	19.134	11.498
15	17:03:32.029	<b>42.618</b>	+0.027	12.283	18.958	11.377	15	17:03:35.321	<b>43.087</b>	+0.132	12.435	19.171	11.481
16	17:04:14.620	<b>42.591</b>		12.255	18.976	<b>11.360</b>	16	17:04:18.322	<b>43.001</b>	+0.046	12.436	19.083	11.482
17	17:04:57.248	<b>42.628</b>	+0.037	12.294	<b>18.936</b>	11.398	17	17:05:01.277	<b>42.955</b>		<b>12.401</b>	19.098	<b>11.456</b>
18	17:05:40.031	<b>42.783</b>	+0.192	12.330	18.999	11.454	18	17:05:44.383	<b>43.106</b>	+0.151	12.423	19.134	11.549
19	17:06:22.990	<b>42.959</b>	+0.368	12.537	19.024	11.398	19	17:06:27.377	<b>42.994</b>	+0.039	12.424	19.102	11.468
20	17:07:05.673	<b>42.683</b>	+0.092	12.289	18.946	11.448	20	17:07:10.404	<b>43.027</b>	+0.072	12.512	<b>19.045</b>	11.470
21	17:07:49.080	<b>43.407</b>	+0.816	12.749	19.177	11.481	21	17:07:53.758	<b>43.354</b>	+0.399	12.492	19.354	11.508
22	17:08:31.944	<b>42.864</b>	+0.273	12.401	19.028	11.435	22	17:08:37.057	<b>43.299</b>	+0.344	12.595	19.169	11.535
<b>(423) Claudia Henning</b>							<b>(408) Florian Breitenbach</b>						
1	16:52:44.425	<b>58.534</b>	+15.907	19.113	20.735	18.686	1	16:52:50.080	<b>58.729</b>	+15.955	14.757	22.356	21.616
2	16:53:38.093	<b>53.668</b>	+11.041	16.664	22.522	14.482	2	16:53:44.636	<b>54.556</b>	+11.782	20.561	21.568	12.427
3	16:54:31.976	<b>53.883</b>	+11.256	15.306	22.656	15.921	3	16:54:34.963	<b>50.327</b>	+7.553	13.648	22.076	14.603
4	16:55:27.791	<b>55.815</b>	+13.188	15.902	24.841	15.072	4	16:55:29.392	<b>54.429</b>	+11.655	15.422	25.320	13.687
5	16:56:20.656	<b>52.865</b>	+10.238	15.631	23.128	14.106	5	16:56:21.442	<b>52.050</b>	+9.276	16.199	22.783	13.068
6	16:57:05.044	<b>44.388</b>	+1.761	12.977	19.639	11.772	6	16:57:06.020	<b>44.578</b>	+1.804	13.127	19.594	11.857
7	16:57:48.480	<b>43.436</b>	+0.809	12.551	19.302	11.583	7	16:57:49.625	<b>43.605</b>	+0.831	12.673	19.259	11.673
8	16:58:32.062	<b>43.582</b>	+0.955	12.538	19.479	11.565	8	16:58:33.164	<b>43.539</b>	+0.765	12.525	19.388	11.626
9	16:59:15.020	<b>42.958</b>	+0.331	12.398	19.036	11.524	9	16:59:17.457	<b>44.293</b>	+1.519	13.350	19.361	11.582
10	16:59:58.148	<b>43.128</b>	+0.501	12.484	19.164	11.480	10	17:00:00.824	<b>43.367</b>	+0.593	12.527	19.194	11.646
11	17:00:41.023	<b>42.875</b>	+0.248	12.332	19.083	11.460	11	17:00:43.989	<b>43.165</b>	+0.391	12.543	19.120	11.502
12	17:01:24.259	<b>43.236</b>	+0.609	12.693	19.085	11.458	12	17:01:27.070	<b>43.081</b>	+0.307	12.393	19.133	11.555
13	17:02:07.144	<b>42.885</b>	+0.258	12.375	19.085	<b>11.425</b>	13	17:02:10.193	<b>43.123</b>	+0.349	12.391	19.117	11.615
14	17:02:49.877	<b>42.733</b>	+0.106	12.311	18.960	11.462	14	17:02:53.160	<b>42.967</b>	+0.193	12.401	19.019	11.547
15	17:03:32.710	<b>42.833</b>	+0.206	12.273	19.088	11.472	15	17:03:36.094	<b>42.934</b>	+0.160	12.353	19.047	11.534
16	17:04:15.337	<b>42.627</b>		<b>12.260</b>	<b>18.926</b>	11.441	16	17:04:18.868	<b>42.774</b>		12.363	<b>18.937</b>	<b>11.474</b>
17	17:04:58.120	<b>42.783</b>	+0.156	12.330	18.966	11.487	17	17:05:01.761	<b>42.893</b>	+0.119	<b>12.308</b>	19.097	11.488
18	17:05:41.000	<b>42.880</b>	+0.253	12.340	19.035	11.505	18	17:05:44.734	<b>42.973</b>	+0.199	12.318	19.047	11.608
19	17:06:23.831	<b>42.831</b>	+0.204	12.314	19.045	11.472	19	17:06:27.612	<b>42.878</b>	+0.104	12.323	18.986	11.569
20	17:07:06.525	<b>42.694</b>	+0.067	12.271	18.963	11.460	20	17:07:10.583	<b>42.971</b>	+0.197	12.455	18.992	11.524
21	17:07:49.315	<b>42.790</b>	+0.163	12.323	19.010	11.457	21	17:07:53.925	<b>43.342</b>	+0.568	12.446	19.318	11.578
22	17:08:32.480	<b>43.165</b>	+0.538	12.667	18.987	11.511	22	17:08:37.277	<b>43.352</b>	+0.578	12.615	19.102	11.635
<b>(466) Maximilian Schreyer</b>							<b>(407) Emma Felbermayr</b>						
1	16:52:45.081	<b>59.529</b>											



INT. ADAC Kartrennen Kerpen

DSKC - KZ2

Erftlandring Kerpen 1,110 Km

Final

21.07.2024 16:45

Race (22 Laps) started at 16:51:45

Lap	Time of Day	Lap Tm	Diff	S1 Tm	S2 Tm	S3 Tm	Lap	Time of Day	Lap Tm	Diff	S1 Tm	S2 Tm	S3 Tm
3	16:54:35.466	50.055	+7.178	14.757	20.916	14.382	5	16:56:22.561	50.775	+7.842	15.900	22.661	12.214
4	16:55:29.945	54.479	+11.602	16.074	24.891	13.514	6	16:57:07.777	45.216	+2.283	13.378	19.802	12.036
5	16:56:21.620	51.675	+8.798	15.983	22.892	12.800	7	16:57:52.398	44.621	+1.688	13.080	19.574	11.967
6	16:57:06.410	44.790	+1.913	13.275	19.664	11.851	8	16:58:36.193	43.795	+0.862	12.598	19.457	11.740
7	16:57:50.047	43.637	+0.760	12.712	19.310	11.615	9	16:59:20.765	44.572	+1.639	13.124	19.765	11.683
8	16:58:33.552	43.505	+0.628	12.499	19.308	11.698	10	17:00:04.471	43.706	+0.773	12.814	19.302	11.590
9	16:59:17.635	44.083	+1.206	13.138	19.384	11.561	11	17:00:47.831	43.360	+0.427	12.508	19.271	11.581
10	17:00:00.934	43.299	+0.422	12.513	19.200	11.586	12	17:01:31.050	43.219	+0.286	12.364	19.163	11.692
11	17:00:44.231	43.297	+0.420	12.619	19.168	11.510	13	17:02:14.071	43.021	+0.088	12.349	19.139	11.533
12	17:01:27.266	43.035	+0.158	12.332	19.206	11.497	14	17:02:57.170	43.099	+0.166	12.360	19.180	11.559
13	17:02:10.409	43.143	+0.266	12.352	19.144	11.647	15	17:03:40.461	43.291	+0.358	12.539	19.172	11.580
14	17:02:53.439	43.030	+0.153	12.384	19.159	11.487	16	17:04:23.607	43.146	+0.213	12.422	19.196	11.528
15	17:03:36.466	43.027	+0.150	12.345	19.180	11.502	17	17:05:07.523	43.916	+0.983	13.143	19.220	11.553
16	17:04:19.368	42.902	+0.025	12.355	19.116	11.451	18	17:05:50.793	43.270	+0.337	12.644	19.116	11.510
17	17:05:03.039	43.671	+0.794	12.924	19.263	11.484	19	17:06:34.006	43.213	+0.280	12.431	19.153	11.629
18	17:05:46.018	42.979	+0.102	12.368	19.126	11.485	20	17:07:17.037	43.031	+0.098	12.395	19.146	11.490
19	17:06:28.990	42.972	+0.095	12.397	19.110	11.465	21	17:08:00.171	43.134	+0.201	12.368	19.229	11.537
20	17:07:12.128	43.138	+0.261	12.505	19.198	11.435	22	17:08:43.104	42.933		12.360	19.085	11.488
21	17:07:55.005	42.877		12.333	19.094	11.450							
22	17:08:38.203	43.198	+0.321	12.607	19.106	11.485							

(415) Rouven Wilk

1	16:52:51.931	1:00.190	+17.172	15.074	22.569	22.547
2	16:53:45.834	53.903	+10.885	20.327	21.286	12.290
3	16:54:36.038	50.204	+7.186	14.973	20.752	14.479
4	16:55:30.187	54.149	+11.131	15.805	25.114	13.230
5	16:56:21.703	51.516	+8.498	16.031	22.880	12.605
6	16:57:06.671	44.968	+1.950	13.392	19.648	11.928
7	16:57:50.344	43.673	+0.655	12.672	19.369	11.632
8	16:58:33.819	43.475	+0.457	12.523	19.256	11.696
9	16:59:17.989	44.170	+1.152	13.018	19.505	11.647
10	17:00:01.322	43.333	+0.315	12.543	19.195	11.595
11	17:00:44.547	43.225	+0.207	12.452	19.209	11.564
12	17:01:27.733	43.186	+0.168	12.357	19.238	11.591
13	17:02:10.936	43.203	+0.185	12.417	19.141	11.645
14	17:02:53.991	43.055	+0.037	12.410	19.119	11.526
15	17:03:37.143	43.152	+0.134	12.394	19.209	11.549
16	17:04:20.161	43.018		12.385	19.053	11.580
17	17:05:03.342	43.181	+0.163	12.401	19.201	11.579
18	17:05:46.362	43.020	+0.002	12.410	19.080	11.530
19	17:06:29.422	43.060	+0.042	12.359	19.145	11.556
20	17:07:12.495	43.073	+0.055	12.425	19.096	11.552
21	17:07:55.533	43.038	+0.020	12.370	19.116	11.552
22	17:08:38.704	43.171	+0.153	12.430	19.100	11.641

(520) Julius Lassen

1	16:52:54.262	1:02.192	+19.213	15.064	23.355	23.783
2	16:53:48.268	54.006	+11.027	19.604	21.925	12.477
3	16:54:37.171	48.903	+5.924	13.984	21.095	13.824
4	16:55:31.240	54.069	+11.090	16.120	24.861	13.088
5	16:56:22.160	50.920	+7.941	15.682	22.849	12.389
6	16:57:07.511	45.351	+2.372	13.327	19.847	12.177
7	16:57:51.644	44.133	+1.154	12.829	19.623	11.681
8	16:58:35.287	43.643	+0.664	12.595	19.406	11.642
9	16:59:18.807	43.520	+0.541	12.550	19.339	11.631
10	17:00:02.014	43.207	+0.228	12.482	19.169	11.556
11	17:00:45.201	43.187	+0.208	12.417	19.258	11.512
12	17:01:28.388	43.187	+0.208	12.411	19.243	11.533
13	17:02:11.512	43.124	+0.145	12.385	19.198	11.541
14	17:02:54.586	43.074	+0.095	12.392	19.169	11.513
15	17:03:37.646	43.060	+0.081	12.407	19.129	11.524
16	17:04:20.674	43.028	+0.049	12.356	19.134	11.538
17	17:05:03.653	42.979		12.356	19.120	11.503
18	17:05:46.780	43.127	+0.148	12.379	19.197	11.551
19	17:06:29.764	42.984	+0.005	12.363	19.110	11.511
20	17:07:12.790	43.026	+0.047	12.391	19.115	11.520
21	17:07:55.977	43.187	+0.208	12.355	19.269	11.563
22	17:08:39.164	43.187	+0.208	12.405	19.187	11.595

(410) Maurice Schenck

1	16:52:55.516	1:02.929	+19.996	15.212	23.741	23.976
2	16:53:49.127	53.611	+10.678	19.674	21.570	12.367
3	16:54:37.964	48.837	+5.904	14.004	20.690	14.143
4	16:55:31.786	53.822	+10.889	16.259	24.755	12.808

(523) Karol Pasiewicz

1	16:52:56.516	1:03.930	+20.781	15.411	24.389	24.130
2	16:53:50.160	53.644	+10.495	20.156	21.287	12.201
3	16:54:38.482	48.322	+5.173	13.405	20.715	14.202
4	16:55:32.057	53.575	+10.426	16.214	24.593	12.768
5	16:56:22.824	50.767	+7.618	15.932	22.776	12.059
6	16:57:08.040	45.216	+2.067	13.243	19.878	12.095
7	16:57:52.959	44.919	+1.770	13.052	19.723	12.144
8	16:58:36.356	43.397	+0.248	12.396	19.317	11.684
9	16:59:20.621	44.265	+1.116	12.920	19.617	11.728
10	17:00:03.819	43.198	+0.049	12.464	19.142	11.592
11	17:00:47.075	43.256	+0.107	12.372	19.246	11.638
12	17:01:30.621	43.546	+0.397	12.445	19.374	11.727
13	17:02:13.770	43.149		12.338	19.216	11.595
14	17:02:57.024	43.254	+0.105	12.401	19.204	11.649
15	17:03:40.671	43.647	+0.498	12.850	19.221	11.576
16	17:04:23.858	43.187	+0.038	12.386	19.226	11.575
17	17:05:07.382	43.524	+0.375	12.547	19.389	11.588
18	17:05:51.108	43.726	+0.577	12.891	19.202	11.633
19	17:06:34.489	43.381	+0.232	12.379	19.455	11.547
20	17:07:18.514	44.025	+0.876	12.866	19.462	11.697
21	17:08:01.833	43.319	+0.170	12.436	19.286	11.597
22	17:08:45.100	43.267	+0.118	12.372	19.312	11.583


(452) Erik Müller

1	16:52:54.855	1:02.683	+19.553	15.206	23.616	23.861
2	16:53:48.876	54.021	+10.891	19.933	21.648	12.440
3	16:54:37.668	48.792	+5.662	13.978	20.760	14.054
4	16:55:31.568	53.900	+10.770	16.239	24.677	12.984
5	16:56:22.347	50.779	+7.649	15.782	22.719	12.278
6	16:57:07.620	45.273	+2.143	13.377	19.912	11.984
7	16:57:52.145	44.525	+1.395	13.078	19.672	11.775
8	16:58:36.070	43.925	+0.795	12.707	19.515	11.703
9	16:59:21.119	45.049	+1.919	13.371	19.878	11.800
10	17:00:04.922	43.803	+0.673	12.697	19.411	11.695
11	17:00:48.340	43.418	+0.288	12.527	19.248	11.643
12	17:01:31.799	43.459	+0.329	12.495	19.314	11.650
13	17:02:14.929	43.130		12.416	19.150	11.564
14	17:02:58.273	43.344	+0.214	12.483	19.264	11.637
15	17:03:41.559	43.286	+0.156	12.464	19.232	11.590
16	17:04:25.165	43.606	+0.476	12.657	19.233	11.716
17	17:05:08.490	43.325	+0.195	12.422	19.238	11.665
18	17:05:51.872	43.382	+0.252	12.464	19.251	11.667
19	17:06:35.266	43.394	+0.264	12.430	19.339	11.625
20	17:07:19.025	43.759	+0.629	12.722	19.350	11.687
21	17:08:02.243	43.218	+0.088	12.404	19.193	11.621
22	17:08:45.952	43.709	+0.579	12.664	19.338	11.707

(420) Nathalie Kreitz

1	16:52:59.010	1:06.639	+23.393	17.186	24.042	25.411
2	16:53:55.749	56.739	+13.493	21.833	21.722	13.184
3	16:54:42.901	47.152	+3.906	13.917	20.372	12.863
4	16:55:35.618	52.717	+9.471	14.980	23.040	14.697
5	16:56:24.968	49.350	+6.104	13.746	23.341	12.263
6	16:57:09.799	44.831	+1.585	13.025	19.763	12.043

Orbits



INT. ADAC Kartrennen Kerpen

DSKC - KZ2

Erftlandring Kerpen 1,110 Km

Final

21.07.2024 16:45

Race (22 Laps) started at 16:51:45

Lap	Time of Day	Lap Tm	Diff	S1 Tm	S2 Tm	S3 Tm	Lap	Time of Day	Lap Tm	Diff	S1 Tm	S2 Tm	S3 Tm
7	16:57:54.630	44.831	+1.585	13.178	19.790	11.863	9	16:59:23.337	43.559	+0.581	12.698	19.248	11.613
8	16:58:38.565	43.935	+0.689	12.755	19.414	11.766	10	17:00:07.589	44.252	+1.274	13.320	19.310	11.622
9	16:59:22.500	43.935	+0.689	12.760	19.399	11.776	11	17:00:50.943	43.354	+0.376	12.585	19.253	11.516
10	17:00:06.143	43.643	+0.397	12.566	19.354	11.723	12	17:01:34.140	43.197	+0.219	12.501	19.103	11.593
11	17:00:49.626	43.483	+0.237	12.537	19.242	11.704	13	17:02:17.727	43.587	+0.609	12.687	19.172	11.728
12	17:01:32.932	43.306	+0.060	12.462	19.170	11.674	14	17:03:01.226	43.499	+0.521	12.758	19.105	11.636
13	17:02:16.624	43.692	+0.446	12.540	19.438	11.714	15	17:03:44.837	43.611	+0.633	12.974	19.121	11.516
14	17:03:00.156	43.532	+0.286	12.561	19.342	11.629	16	17:04:28.507	43.670	+0.692	12.793	19.154	11.723
15	17:03:43.748	43.592	+0.346	12.687	19.207	11.698	17	17:05:12.717	44.210	+1.232	12.799	19.344	12.067
16	17:04:27.373	43.625	+0.379	12.656	19.268	11.701	18	17:05:56.597	43.880	+0.902	13.093	19.104	11.683
17	17:05:10.828	43.455	+0.209	12.650	19.186	11.619	19	17:06:40.400	43.803	+0.825	12.799	19.435	11.569
18	17:05:54.203	43.375	+0.129	12.528	19.215	11.632	20	17:07:24.235	43.835	+0.857	12.865	19.419	11.551
19	17:06:37.531	43.328	+0.082	12.524	19.151	11.653	21	17:08:07.213	42.978		12.404	18.996	11.578
20	17:07:20.856	43.325	+0.079	12.489	19.199	11.637	22	17:08:50.581	43.368	+0.390	12.655	19.076	11.637
21	17:08:04.205	43.349	+0.103	12.512	19.182	11.655							
22	17:08:47.451	43.246		12.402	19.160	11.694							

(517) Derk van Silfhout

1	16:53:00.906	1:07.067	+24.141	16.635	26.055	24.377
2	16:53:57.361	56.455	+13.529	22.546	20.984	12.925
3	16:54:44.322	46.961	+4.035	14.793	19.875	12.293
4	16:55:37.222	52.900	+9.974	15.010	23.449	14.441
5	16:56:26.882	49.660	+6.734	13.587	23.743	12.330
6	16:57:10.966	44.084	+1.158	12.758	19.533	11.793
7	16:57:55.159	44.193	+1.267	12.610	19.670	11.913
8	16:58:39.534	44.375	+1.449	13.268	19.448	11.659
9	16:59:23.079	43.545	+0.619	12.433	19.403	11.709
10	17:00:06.788	43.709	+0.783	12.661	19.309	11.739
11	17:00:50.335	43.547	+0.621	12.526	19.407	11.614
12	17:01:33.728	43.393	+0.467	12.474	19.327	11.592
13	17:02:17.325	43.597	+0.671	12.584	19.316	11.697
14	17:03:00.849	43.524	+0.598	12.745	19.097	11.682
15	17:03:44.500	43.651	+0.725	12.632	19.341	11.678
16	17:04:28.145	43.645	+0.719	12.637	19.363	11.645
17	17:05:12.178	44.033	+1.107	12.466	19.464	12.103
18	17:05:55.446	43.268	+0.342	12.422	19.367	11.479
19	17:06:38.576	43.130	+0.204	12.356	19.247	11.527
20	17:07:21.657	43.081	+0.155	12.492	19.052	11.537
21	17:08:04.583	42.925		12.417	19.077	11.432
22	17:08:47.750	43.167	+0.241	12.418	19.241	11.508

(426) Siep Kuypers

1	16:53:16.575	1:25.285	+42.446	51.928	20.974	12.383
2	16:54:04.988	48.413	+5.574	14.881	20.806	12.726
3	16:54:52.668	47.680	+4.841	14.624	20.408	12.648
4	16:55:40.134	47.466	+4.627	13.693	20.246	13.527
5	16:56:30.343	50.209	+7.370	13.949	23.908	12.352
6	16:57:13.944	43.601	+0.762	12.633	19.267	11.701
7	16:57:58.070	44.126	+1.287	12.548	19.684	11.894
8	16:58:41.766	43.696	+0.857	12.721	19.335	11.640
9	16:59:25.674	43.908	+1.069	12.496	19.271	12.141
10	17:00:09.346	43.672	+0.833	12.956	19.201	11.515
11	17:00:52.383	43.037	+0.198	12.428	19.106	11.503
12	17:01:35.341	42.958	+0.119	12.451	19.031	11.476
13	17:02:18.330	42.989	+0.150	12.312	19.185	11.492
14	17:03:01.401	43.071	+0.232	12.340	19.180	11.551
15	17:03:45.167	43.766	+0.927	12.907	19.201	11.658
16	17:04:28.695	43.528	+0.689	12.609	19.288	11.691
17	17:05:12.952	44.257	+1.418	12.761	19.410	12.086
18	17:05:56.378	43.426	+0.587	12.639	19.145	11.642
19	17:06:40.023	43.645	+0.806	12.839	19.315	11.491
20	17:07:23.099	43.076	+0.237	12.475	19.091	11.510
21	17:08:06.211	43.112	+0.273	12.534	19.117	11.461
22	17:08:49.050	42.839		12.358	19.008	11.473

(430) Andreas Dresen

1	16:53:02.023	1:08.793	+25.815	18.137	26.597	24.059
2	16:53:59.526	57.503	+14.525	23.199	21.411	12.893
3	16:54:46.146	46.620	+3.642	14.245	20.228	12.147
4	16:55:37.801	51.655	+8.677	13.822	23.226	14.607
5	16:56:27.394	49.593	+6.615	13.659	23.678	12.256
6	16:57:11.479	44.085	+1.107	12.861	19.416	11.808
7	16:57:55.377	43.898	+0.920	12.584	19.417	11.897
8	16:58:39.778	44.401	+1.423	13.235	19.423	11.743

(412) Ajdin Jatic

1	16:52:57.477	1:04.205	+21.189	15.048	24.775	24.382
2	16:53:52.615	55.138	+12.122	20.437	21.576	13.125
3	16:54:42.156	49.541	+6.525	14.787	21.384	13.370
4	16:55:34.969	52.813	+9.797	15.058	23.314	14.441
5	16:56:24.102	49.133	+6.117	14.162	22.417	12.554
6	16:57:09.592	45.490	+2.474	12.883	20.369	12.238
7	16:57:54.388	44.796	+1.780	12.831	20.084	11.881
8	16:58:38.351	43.963	+0.947	12.728	19.397	11.838
9	16:59:22.007	43.656	+0.640	12.606	19.382	11.668
10	17:00:05.540	43.533	+0.517	12.516	19.379	11.638
11	17:00:48.941	43.401	+0.385	12.483	19.361	11.557
12	17:01:32.292	43.351	+0.335	12.551	19.225	11.575
13	17:02:15.520	43.228	+0.212	12.367	19.236	11.625
14	17:02:58.536	43.016		12.348	19.128	11.540
15	17:03:41.660	43.124	+0.108	12.428	19.176	11.520
16	17:04:24.724	43.064	+0.048	12.391	19.110	11.563
17	17:05:07.893	43.169	+0.153	12.400	19.215	11.554
18	17:05:51.399	43.506	+0.490	12.565	19.282	11.659
19	17:06:34.653	43.254	+0.238	12.429	19.194	11.631
20	17:07:19.552	44.899	+1.883	13.147	19.144	12.608
21	17:08:03.214	43.662	+0.646	12.940	19.171	11.551
22	17:08:46.392	43.178	+0.162	12.522	19.139	11.517

(416) Jayden Gushiken

1	16:52:59.567	1:06.005	+22.771	16.289	24.346	25.370
2	16:53:56.142	56.575	+13.341	21.855	21.672	13.048
3	16:54:43.281	47.139	+3.905	14.477	19.879	12.783
4	16:55:36.020	52.739	+9.505	14.970	23.197	14.572
5	16:56:25.478	49.458	+6.224	13.809	23.280	12.369
6	16:57:09.962	44.484	+1.250	12.821	19.772	11.891
7	16:57:54.860	44.898	+1.664	13.120	19.801	11.977
8	16:58:38.869	44.009	+0.775	12.692	19.613	11.704
9	16:59:22.688	43.819	+0.585	12.612	19.529	11.678
10	17:00:06.353	43.665	+0.431	12.570	19.444	11.651
11	17:00:49.772	43.419	+0.185	12.527	19.304	11.588
12	17:01:33.125	43.353	+0.119	12.507	19.273	11.573
13	17:02:16.859	43.734	+0.500	12.504	19.446	11.784
14	17:03:00.428	43.569	+0.335	12.483	19.515	11.571
15	17:03:44.051	43.623	+0.389	12.686	19.337	11.600
16	17:04:27.580	43.529	+0.295	12.535	19.385	11.609
17	17:05:11.971	44.391	+1.157	12.832	19.576	11.983
18	17:05:55.980	44.009	+0.775	12.533	19.855	11.621
19	17:06:39.530	43.550	+0.316	12.651	19.280	11.619
20	17:07:22.974	43.444	+0.210	12.558	19.289	11.597
21	17:08:06.792	43.818	+0.584	12.893	19.363	11.562
22	17:08:50.026	43.234		12.449	19.200	11.585

(518) Daan Zopfi

1	16:53:02.406	1:08.807	+25.597	18.078	27.257	23.472
2	16:54:00.039	57.633	+14.423	23.464	21.405	12.764
3	16:54:47.071	47.032	+3.822	14.449	20.401	12.182
4	16:55:38.150	51.079	+7.869	13.631	23.046	14.402
5	16:56:27.825	49.675	+6.465	13.711	23.587	12.377
6	16:57:11.986	44.161	+0.951	12.798	19.473	11.890
7	16:57:55.939	43.953	+0.743	12.705	19.461	11.787
8	16:58:40.129	44.190	+0.980	12.805	19.544	11.841
9	16:59:23.693	43.564	+0.354	12.529	19.379	11.656
10	17:00:07.384	43.691	+0.481	12.762	19.338	



INT. ADAC Kartrennen Kerpen

DSKC - KZ2

Erftlandring Kerpen 1,110 Km

Final

21.07.2024 16:45

Race (22 Laps) started at 16:51:45

Lap	Time of Day	Lap Tm	Diff	S1 Tm	S2 Tm	S3 Tm	Lap	Time of Day	Lap Tm	Diff	S1 Tm	S2 Tm	S3 Tm
11	17:00:50.611	<b>43.227</b>	+0.017	12.439	19.164	11.624	13	17:02:16.464	<b>43.727</b>	+0.159	12.605	19.435	11.687
12	17:01:33.941	<b>43.330</b>	+0.120	<b>12.430</b>	19.255	11.645	14	17:03:00.032	<b>43.568</b>		<b>12.547</b>	<b>19.328</b>	11.693
13	17:02:17.551	<b>43.610</b>	+0.400	12.571	19.306	11.733	15	17:03:43.616	<b>43.584</b>	+0.016	12.550	19.339	11.695
14	17:03:01.044	<b>43.493</b>	+0.283	12.674	19.157	11.662	16	17:04:27.263	<b>43.647</b>	+0.079	12.593	19.335	11.719
15	17:03:44.665	<b>43.621</b>	+0.411	12.731	19.215	11.675	17	17:05:12.465	<b>45.202</b>	+1.634	13.064	19.765	12.373
16	17:04:28.341	<b>43.676</b>	+0.466	12.711	19.271	11.694							
17	17:05:12.544	<b>44.203</b>	+0.993	12.631	19.410	12.162							
18	17:05:56.192	<b>43.648</b>	+0.438	12.605	19.340	11.703							
19	17:06:39.887	<b>43.695</b>	+0.485	12.848	19.243	11.604							
20	17:07:23.721	<b>43.834</b>	+0.624	13.070	19.185	<b>11.579</b>							
21	17:08:06.996	<b>43.275</b>	+0.065	12.490	19.176	11.609							
22	17:08:50.206	<b>43.210</b>		12.465	<b>19.087</b>	11.658							
<b>(428) Lukas Reiböck</b>							<b>(519) Erwin Jalving</b>						
1	16:53:10.672	<b>1:17.374</b>	+34.282	31.384	22.232	23.758	1	16:53:00.071	<b>1:07.237</b>	+23.804	17.414	25.848	23.975
2	16:54:04.663	<b>53.991</b>	+10.899	18.234	22.144	13.613	2	16:53:56.563	<b>56.492</b>	+13.059	22.141	21.238	13.113
3	16:54:52.235	<b>47.572</b>	+4.480	14.818	20.378	12.376	3	16:54:43.548	<b>46.985</b>	+3.552	14.573	19.776	12.636
4	16:55:39.855	<b>47.620</b>	+4.528	13.890	19.996	13.734	4	16:55:36.462	<b>52.914</b>	+9.481	15.028	23.378	14.508
5	16:56:29.486	<b>49.631</b>	+6.539	13.691	23.585	12.355	5	16:56:25.731	<b>49.269</b>	+5.836	13.678	23.303	12.288
6	16:57:13.548	<b>44.062</b>	+0.970	12.701	19.510	11.851	6	16:57:10.201	<b>44.470</b>	+1.037	12.822	19.704	11.944
7	16:57:58.004	<b>44.456</b>	+1.364	12.780	19.748	11.928	7	16:57:55.047	<b>44.846</b>	+1.413	13.040	19.860	11.946
8	16:58:41.652	<b>43.648</b>	+0.556	12.655	19.349	11.644	8	16:58:39.095	<b>44.048</b>	+0.615	12.809	19.415	11.824
9	16:59:25.890	<b>44.238</b>	+1.146	12.756	19.526	11.956	9	16:59:22.988	<b>43.893</b>	+0.460	12.655	19.478	11.760
10	17:00:09.800	<b>43.910</b>	+0.818	12.875	19.422	11.613	10	17:00:06.650	<b>43.662</b>	+0.229	12.610	19.334	11.718
11	17:00:53.076	<b>43.276</b>	+0.184	12.413	19.306	11.557	11	17:00:50.161	<b>43.511</b>	+0.078	<b>12.501</b>	19.371	11.639
12	17:01:36.256	<b>43.180</b>	+0.088	12.412	19.222	11.546	12	17:01:33.594	<b>43.433</b>		12.514	19.324	<b>11.595</b>
13	17:02:19.536	<b>43.280</b>	+0.188	12.438	19.295	11.547	13	17:02:17.211	<b>43.617</b>	+0.184	12.599	19.339	11.679
14	17:03:02.638	<b>43.102</b>	+0.010	<b>12.326</b>	19.205	11.571	14	17:03:00.693	<b>43.482</b>	+0.049	12.531	<b>19.288</b>	11.663
15	17:03:45.955	<b>43.317</b>	+0.225	12.474	19.319	11.524	15	17:03:44.421	<b>43.728</b>	+0.295	12.645	19.396	11.687
16	17:04:29.047	<b>43.092</b>		12.412	<b>19.177</b>	<b>11.503</b>	16	17:04:28.039	<b>43.618</b>	+0.185	12.611	19.295	11.712
17	17:05:14.278	<b>45.231</b>	+2.139	12.629	19.905	12.697							
18	17:05:57.800	<b>43.522</b>	+0.430	12.616	19.285	11.621							
19	17:06:41.181	<b>43.381</b>	+0.289	12.397	19.294	11.690							
20	17:07:24.981	<b>43.800</b>	+0.708	12.938	19.278	11.584							
21	17:08:08.336	<b>43.355</b>	+0.263	12.465	19.315	11.575							
22	17:08:51.940	<b>43.604</b>	+0.512	12.541	19.331	11.732							
<b>(440) Enzo Bol</b>							<b>(442) Enzo Bol</b>						
1	16:52:47.124	<b>56.355</b>	+13.663	14.577	21.505	20.273	1	16:52:47.124	<b>56.355</b>	+13.663	14.577	21.505	20.273
2	16:53:40.400	<b>53.276</b>	+10.584	20.593	20.333	12.350	2	16:53:40.400	<b>53.276</b>	+10.584	20.593	20.333	12.350
3	16:54:32.901	<b>52.501</b>	+9.809	14.393	23.151	14.957	3	16:54:32.901	<b>52.501</b>	+9.809	14.393	23.151	14.957
4	16:55:28.348	<b>55.447</b>	+12.755	16.355	24.525	14.567	4	16:55:28.348	<b>55.447</b>	+12.755	16.355	24.525	14.567
5	16:56:20.908	<b>52.560</b>	+9.868	16.029	22.774	13.757	5	16:56:20.908	<b>52.560</b>	+9.868	16.029	22.774	13.757
6	16:57:06.172	<b>45.264</b>	+2.572	13.822	19.582	11.860	6	16:57:06.172	<b>45.264</b>	+2.572	13.822	19.582	11.860
7	16:57:49.771	<b>43.599</b>	+0.907	12.653	19.200	11.746	7	16:57:49.771	<b>43.599</b>	+0.907	12.653	19.200	11.746
8	16:58:33.323	<b>43.552</b>	+0.860	12.500	19.357	11.695	8	16:58:33.323	<b>43.552</b>	+0.860	12.500	19.357	11.695
9	16:59:16.331	<b>43.008</b>	+0.316	12.506	19.044	11.458	9	16:59:16.331	<b>43.008</b>	+0.316	12.506	19.044	11.458
10	16:59:59.237	<b>42.906</b>	+0.214	12.357	19.055	11.494	10	16:59:59.237	<b>42.906</b>	+0.214	12.357	19.055	11.494
11	17:00:41.929	<b>42.692</b>		<b>12.290</b>	18.981	<b>11.421</b>	11	17:00:41.929	<b>42.692</b>		<b>12.290</b>	18.981	<b>11.421</b>
12	17:01:24.699	<b>42.770</b>	+0.078	12.330	19.011	11.429	12	17:01:24.699	<b>42.770</b>	+0.078	12.330	19.011	11.429
13	17:02:07.684	<b>42.985</b>	+0.293	12.307	19.003	11.675	13	17:02:07.684	<b>42.985</b>	+0.293	12.307	19.003	11.675
14	17:02:50.427	<b>42.743</b>	+0.051	12.341	<b>18.962</b>	11.440	14	17:02:50.427	<b>42.743</b>	+0.051	12.341	<b>18.962</b>	11.440
<b>(525) Paul Moritz Doktor</b>							<b>(525) Paul Moritz Doktor</b>						
1	16:53:06.559	<b>1:11.978</b>	+28.415	18.815	28.363	24.800	1	16:53:06.559	<b>1:11.978</b>	+28.415	18.815	28.363	24.800
2	16:54:04.212	<b>57.653</b>	+14.090	21.636	22.303	13.714	2	16:54:04.212	<b>57.653</b>	+14.090	21.636	22.303	13.714
3	16:54:51.634	<b>47.422</b>	+3.859	14.752	20.110	12.560	3	16:54:51.634	<b>47.422</b>	+3.859	14.752	20.110	12.560
4	16:55:39.408	<b>47.774</b>	+4.211	13.967	19.927	13.880	4	16:55:39.408	<b>47.774</b>	+4.211	13.967	19.927	13.880
5	16:56:28.772	<b>49.364</b>	+5.801	13.713	23.140	12.511	5	16:56:28.772	<b>49.364</b>	+5.801	13.713	23.140	12.511
6	16:57:13.096	<b>44.324</b>	+0.761	12.784	19.516	12.024	6	16:57:13.096	<b>44.324</b>	+0.761	12.784	19.516	12.024
7	16:57:57.325	<b>44.229</b>	+0.666	12.890	19.520	11.819	7	16:57:57.325	<b>44.229</b>	+0.666	12.890	19.520	11.819
8	16:58:41.314	<b>43.989</b>	+0.426	12.749	19.448	11.792	8	16:58:41.314	<b>43.989</b>	+0.426	12.749	19.448	11.792
9	16:59:25.598	<b>44.284</b>	+0.721	12.698	19.441	12.145	9	16:59:25.598	<b>44.284</b>	+0.721	12.698	19.441	12.145
10	17:00:10.366	<b>44.768</b>	+1.205	13.640	19.390	11.738	10	17:00:10.366	<b>44.768</b>	+1.205	13.640	19.390	11.738
11	17:00:53.929	<b>43.563</b>		12.582	<b>19.318</b>	<b>11.663</b>	11	17:00:53.929	<b>43.563</b>		12.582	<b>19.318</b>	<b>11.663</b>
<b>(425) Noah Gounot</b>							<b>(425) Noah Gounot</b>						
1	16:53:07.087	<b>1:13.924</b>	+29.567	20.391	28.903	24.630	1	16:53:07.087	<b>1:13.924</b>	+29.567	20.391	28.903	24.630
2	16:54:04.465	<b>57.378</b>	+13.021	21.371	22.388	13.619	2	16:54:04.465	<b>57.378</b>	+13.021	21.371	22.388	13.619
3	16:54:52.017	<b>47.552</b>	+3.195	14.797	20.388	12.367	3	16:54:52.017	<b>47.552</b>	+3.195	14.797	20.388	12.367
4	16:55:39.595	<b>47.578</b>	+3.221	13.862	19.889	11.821	4	16:55:39.595	<b>47.578</b>	+3.221	13.862	19.889	11.821
5	16:56:28.952	<b>49.357</b>	+5.000	13.717	23.272	12.368	5	16:56:28.952	<b>49.357</b>	+5.000	13.717	23.272	12.368
6	16:57:13.309	<b>44.357</b>		12.859	<b>19.654</b>	<b>11.844</b>	6	16:57:13.309	<b>44.357</b>		12.859	<b>19.654</b>	<b>11.844</b>
7	16:57:57.799	<b>44.490</b>	+0.133	12.821	19.818	11.851	7	16:57:57.799	<b>44.490</b>	+0.133	12.821	19.818	11.851
<b>(429) Adrian Martinz</b>							<b>(429) Adrian Martinz</b>						
1	16:53:05.604	<b>1:12.615</b>		20.239	27.902	24.474	1	16:53:05.604	<b>1:12.615</b>		20.239	27.902	24.474

Orbits





INT. ADAC Kartrennen Kerpen

Lapchart

DSKC - KZ2

Erftlandring Kerpen 1,110 Km

Final

21.07.2024 16:45

Race (22 Laps) started at 16:51:45

Competitors	Laps																							
		0	1	2	3	4	5	6	7	8	9	10	11	12	13	14	15	16	17	18	19	20	21	22
Claudia Henning (423)	1	423	431	431	431	431	431	431	431	431	431	431	431	431	431	431	431	431	431	431	431	431	431	431
Simon Rechenmacher (431)	2	431	423	423	423	423	423	423	423	423	423	423	442	442	442	442	442	442	442	442	442	442	442	442
Maximilian Schleimer (442)	3	442	442	442	442	442	442	442	442	442	442	442	423	423	423	423	423	423	423	423	423	423	423	423
Enzo Bol (440)	4	440	440	440	440	440	440	466	466	466	466	466	466	466	466	466	466	466	466	466	466	466	466	466
Maximilian Schreyer (466)	5	466	466	466	466	466	466	419	419	419	419	440	440	440	440	440	419	419	419	419	419	419	419	419
Dominik Reuters (419)	6	419	419	419	419	419	419	427	427	427	440	419	419	419	419	419	427	427	427	427	427	427	427	427
Emanuel Mai (417)	7	417	427	427	427	427	440	440	440	427	427	427	427	427	427	427	408	408	408	408	408	408	408	408
Dion van Werven (477)	8	477	408	408	408	408	408	408	408	408	408	408	408	408	408	415	415	415	415	415	415	415	415	415
Siep Kuypers (426)	9	426	415	415	415	415	415	415	415	415	415	415	415	415	415	520	520	520	520	520	520	520	520	520
Emma Felbermayr (427)	10	427	468	468	468	468	468	520	520	520	520	520	520	520	520	410	410	523	410	410	410	410	410	410
Florian Breitenbach (408)	11	408	520	520	520	520	520	452	452	523	523	523	523	523	523	523	523	410	523	523	523	523	523	523
Rouven Wilk (415)	12	415	452	452	452	452	452	410	410	410	410	410	410	410	410	410	452	412	412	412	412	412	452	452
Rick Hartmann (468)	13	468	410	410	410	410	410	468	523	452	452	452	452	452	452	412	452	452	452	452	452	412	412	412
Cedric Malk (436)	14	436	523	523	523	523	523	523	468	468	468	468	412	412	412	468	468	420	420	420	420	420	420	420
Julius Lassen (520)	15	520	412	412	412	412	412	412	412	412	412	412	468	468	468	420	420	416	517	517	517	517	517	517
Felix Wischlitzi (437)	16	437	420	420	420	420	420	420	420	420	420	420	420	420	420	416	416	517	416	416	416	416	426	426
Erik Müller (452)	17	452	416	416	416	416	416	416	416	416	416	416	416	416	416	416	519	519	468	518	518	426	416	416
Nathalie Kreitz (420)	18	420	519	519	519	519	519	519	519	519	519	519	519	519	519	519	517	517	518	426	426	518	518	518
Karol Pasiewicz (523)	19	523	517	517	517	517	517	517	517	517	517	517	517	517	517	517	518	518	430	430	430	430	430	430
Maurice Schenck (410)	20	410	430	430	430	430	430	430	430	430	518	518	518	518	518	430	430	426	428	428	428	428	428	428
Svenja Dreher (524)	21	524	518	518	518	518	518	518	518	518	430	430	430	430	430	426	426	428	424	424	424	424	424	424
Erwin Jalving (519)	22	519	429	525	525	525	525	525	525	525	426	426	426	426	426	426	428	428	424					
Adrian Martinz (429)	23	429	525	425	425	425	425	425	428	426	428	428	428	428	428	424	424							
Noah Gounot (425)	24	425	425	428	428	428	428	428	426	428	525	525	424	424	424									
Andreas Dresen (430)	25	430	428	426	426	426	426	426	424	424	424	424												
Ajdin Jatic (412)	26	412	426	424	424	424	424	424																
Lukas Reiböck (428)	27	428	424																					
Jayden Gushiken (416)	28	416																						
Daan Zopfi (518)	29	518																						
Noah Höß (418)	30	418																						
Derk van Silfhout (517)	31	517																						
Noah Kaltenbach (424)	32	424																						
Paul Moritz Doktor (525)	33	525																						
-	34																							
-	35																							
-	36																							







### DSKC - KZ2

### Final Rev 2

Track length: 1.110 Km

Race Started: 16:51:45

Best Lap by: 442 - Maximilian Schleimer - 42.591

Rank	#	Driver	Nat	Sponsor Entrant	Nat	License E-License	Make	laps	T. Time Diff	Best Lap	Penalty	Points
1	431	Simon Rechenmacher	DEU	TB Racing Team	DEU	ITE 38327 KBF38262	KR/TM/Vega	22	16:45.825	42.629		50
2	442	Maximilian Schleimer	DEU	ADAC Mittelrhein e.V. Maranello SRP Factory Team	DEU	ITE 11572 KBF38275	Maranello/TM/Vega	22	16:46.053 0.228	42.591		45
3	423	Claudia Henning	DEU	Henning Claudia	DEU	ITE11645 IDC11645	Birel ART/TM/Vega	22	16:46.589 0.764	42.627		38
4	466	Maximilian Schreyer	DEU	Maranello SRP Factory Team	DEU	ITE 31254 BIC38275	Maranello/TM /Vega	22	16:48.950 3.125	42.638		34
5	419	Dominik Reuters	DEU	Dörr Motorsport	DEU	ITE 14038 BIF38420	KR/IAME/Vega	22	16:51.166 5.341	42.955		30
6	427	Emma Felbermayr	AUT	TB Racing Team	DEU	ITEJK2003 KBF38262	KR/TM/Vega	22	16:51.386 5.561	42.774		26
7	408	Florian Breitenbach	DEU	Maranello SRP Factory Team	DEU	ITE 16880 KBF38275	Maranello/TM /Vega	22	16:52.312 6.487	42.877		22
8	415	Rouven Wilk	DEU	Mach1 Motorsport	DEU	ITE35449 KBF39310	Mach1/TM/Vega	22	16:52.813 6.988	43.018		18
9	520	Julius Lassen	DNK	Maranello SRP Factory Team	DEU	ITE 34322 BIC38275	Maranello /TM /Vega	22	16:53.273 7.448	42.979		0
10	523	Karol Pasiewicz	POL	Dörr Motorsport	DEU	ITE 10000 BIF38420	KR/IAME/Vega	22	16:59.209 13.384	43.149		0
11	452	Erik Müller	DEU	Mach1 Motorsport	DEU	ITE 17884 BIC20651	Mach1/TM /Vega	22	17:00.061 14.236	43.130		14
12	420	Nathalie Kreitz	DEU	VDB Kart Racing	DEU	ITE 14979 KBF 10478	Birel ART/TM/Vega	22	17:01.560 15.735	43.246		50
13	517	Derk van Silfhout	NLD	Dinand van Silfhout	NLD	44638 BEK15859	Birel ART/TM/Vega	22	17:01.859 16.034	42.926		0
14	410	Maurice Schenck	DEU	APEX Performance	DEU	ITE 10412 KBF38438	Maranello/TM/Vega	22	17:02.213 16.388	42.933	+ 5 sec	10
15	426	Siep Kuypers	NLD	CRG Holland	NLD	ITE52719 155221008	CRG/TM/Vega	22	17:03.159 17.334	42.839		8
16	430	Andreas Dresen	DEU	Maranello SRP Factory Team	DEU	ITC-C28031 KBF38275	Maranello/TM/Vega	22	17:04.690 18.865	42.978		44
17	412	Ajdin Jatic	NLD	Falcon Racing Team	NLD	ITE52317 12131007	Falcon/TM/Vega	22	17:05.501 19.676	43.016	+ 5 sec	6
18	416	Jayden Gushiken	DEU	7L-Performance	DEU	NKA41655 KBF38668	Tony Kart /TM /Vega	22	17:09.135 23.310	43.234	+ 5 sec	4
19	518	Daan Zopfi	NLD	Daan Zopfi	NLD	ITE 42180 IDC42180	Birel ART/TM/Vega	22	17:09.315 23.490	43.210	+ 5 sec	0
20	428	Lukas Reiböck	AUT	BIRELART RACING KSW	AUT	ITEJK2158 IBLBK 102	Birel ART/TM/VEGA	22	17:11.049 25.224	43.092	+ 5 sec	2
21	424	Noah Kaltenbach	DEU	7L-Performance	DEU	ITE 41550 KBF38668	Tony Kart/TM /Vega	22	17:16.310 30.485	43.438	+ 5 sec	1
22	468	Rick Hartmann	DEU	MSC -Langenfeld e.V. im ADAC Falcon Racing Team	NLD	ITD-C18598 12133007	Falcon/TM/Vega	17	13:26.574 5 Laps	43.568		0
23	519	Erwin Jalving	NLD	ADAC Niedersachsen/ Sachsen-Anhalt e.V.	DEU	ITE23043 BIC38443	Maranello/TM/Vega	16	12:42.148 6 Laps	43.433		0
24	440	Enzo Bol	NLD	SP Motorsport	NLD	ITE42526 IBL47253	KR/TM/Vega	14	11:04.536 8 Laps	42.692		0
25	525	Paul Moritz Doktor	DEU	CRG Deutschland	DEU	NKA21214 KBF42811	CRG/TM/Vega	11	9:08.038 11 Laps	43.563		0
26	425	Noah Gounot	DEU	Solgat Motorsport	DEU	NKA30555 KBF42332	Birel ART/TM/Vega	7	6:11.908 15 Laps	44.357		0
27	429	Adrian Martinz	AUT	BIREL ART RACING KSW	AUT	ITEJK2072 IBLBK 102	Birel ART/TM/Vega	1	1:19.713 21 Laps	1:12.615		0
28	417	Emanuel Mai	DEU	Solgat Motorsport	DEU	ITE 16484 KBF42332	Birel ART/TM/Vega	0	5.290 22 Laps			0
29	477	Dion van Werven	NLD	Wilfred van Werven	NLD	ITE49844 EL50365	CRG/TM/Vega	0	5.385 22 Laps			0
30	436	Cedric Malk	CHE	Millennium Racing	DEU	ITE1350 KBF38042	Tony Kart/TM/Vega	0	5.988 22 Laps			0
31	437	Felix Wischlitzki	DEU	ADAC Mittelrhein e.V. RMW Motorsport	DEU	ITE 15497 BIC39010	Tony-Kart/TM/Vega	0	6.256 22 Laps			0
32	524	Svenja Dreher	DEU	Mach1 Motorsport	DEU	ITE 24813 IBL20651	Mach1/TM/Vega	0	6.838 22 Laps			0
33	418	Noah Höß	DEU	Solgat Motorsport	DEU	ITE 19884 BIF42332	Birel ART/TM/Vega	0	7.866 22 Laps			0

#### Not classified

DNS	411	Philipp Salzmann	DEU	TB Racing Team	DEU	ITE40074 KBF38262	KR/TM/Vega	0	DNS			0
DNS	444	Lars Ossenbeck	DEU	ADAC Niedersachsen/ Sachsen-Anhalt e.V.	DEU	ITE 38498 BIC38443	Maranello/TM/Vega	0	DNS			0
DNS	488	David Gorcica	CZE	FORZA RACING z.s.	CZE	ITE24AS0361 IIBL24AT00331	MS KART/TM/Vega	0	DNS			0

#### Announcements

- # 416 incorrect start position
- #412,518,424,428 + 5 sec front fairing
- # 410 + 5 sec overtaking under yellow flagg

